

United States Patent [19]

Kohler, Jr. et al.

[11] Patent Number: **Des. 299,739**

[45] Date of Patent: **** Feb. 7, 1989**

[54] LEVER HANDLE

D. 290,492 6/1987 Hill et al. D23/238

[75] Inventors: **Herbert V. Kohler, Jr., Kohler, Wis.;**
Paul P. Kolada, Bexley, Ohio

[73] Assignee: **Kohler Co., Kohler, Wis.**

[**] Term: **14 Years**

[21] Appl. No.: **183,030**

[22] Filed: **Apr. 18, 1988**

Related U.S. Application Data

[62] Division of Ser. No. 819,878, Jan. 16, 1986, Pat. No. Des. 297,257.

[52] U.S. Cl. **D23/252**

[58] Field of Search **D23/238-243,**
D23/250-254; D8/300, 307-312; 16/110, 118,
121

[56] References Cited

U.S. PATENT DOCUMENTS

D. 187,206	2/1960	Dreyfuss	D23/252
D. 199,426	10/1964	Armstrong	D23/252
D. 213,874	4/1969	Landell et al.	D23/238
D. 219,781	1/1971	Nipmann	D23/252
D. 219,782	1/1971	Tiller	D23/252
D. 221,431	8/1971	Petterson	D23/252
D. 223,155	3/1972	Owings	D23/252
D. 227,466	6/1973	Genaro et al.	D23/252
D. 265,234	6/1982	Ronvik	D23/252

OTHER PUBLICATIONS

Sterling advertisement entitled "Solo-Trol Stands for Simplicity," Jan. 1962, p. 53, Domestic Engineering. Two pages of American Standard advertisement showing the Aquarian II, undated, admitted prior art. Elkay advertisement entitled "Kitchen Faucets by Elkay," undated, admitted prior art. Peerless advertisement entitled "Peerless Single Handle Washerless Kitchen Faucets," undated, admitted prior art.

Primary Examiner—James R. Largen
Attorney, Agent, or Firm—Quarles & Brady

[57] CLAIM

The ornamental design for a lever handle, as shown and described.

DESCRIPTION

FIG. 1 is a top perspective view of a lever handle showing our new design; FIG. 2 is a left side elevational view thereof, the right side being the mirror image of the left side; FIG. 3 is a front elevational view thereof; FIG. 4 is a rear elevational view thereof; FIG. 5 is a top plan view thereof; and FIG. 6 is a bottom plan view thereof. The broken line representative of an opening in FIGS. 1 and 3 is for illustrative purposes only.




FIG. 1

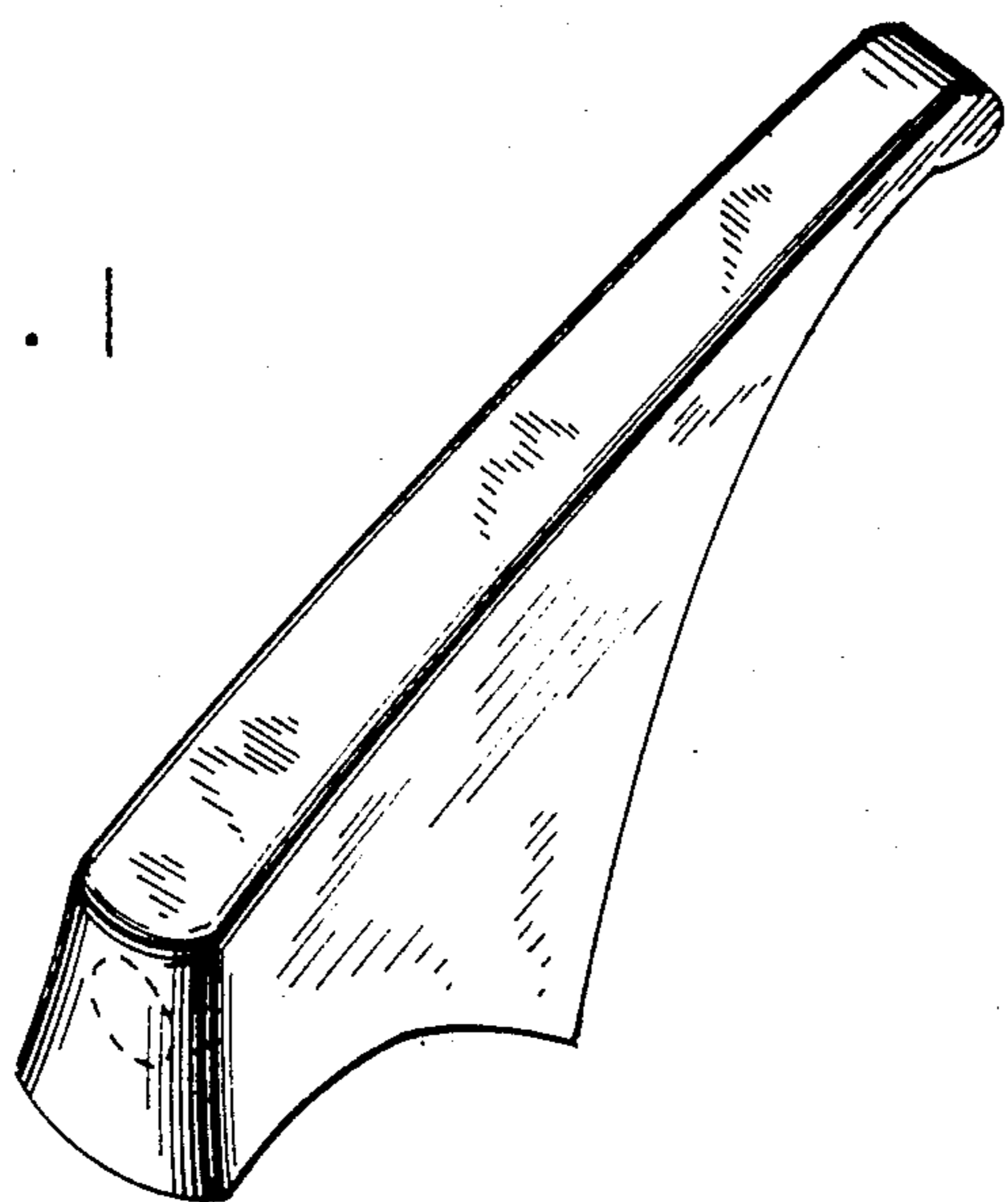


FIG. 2

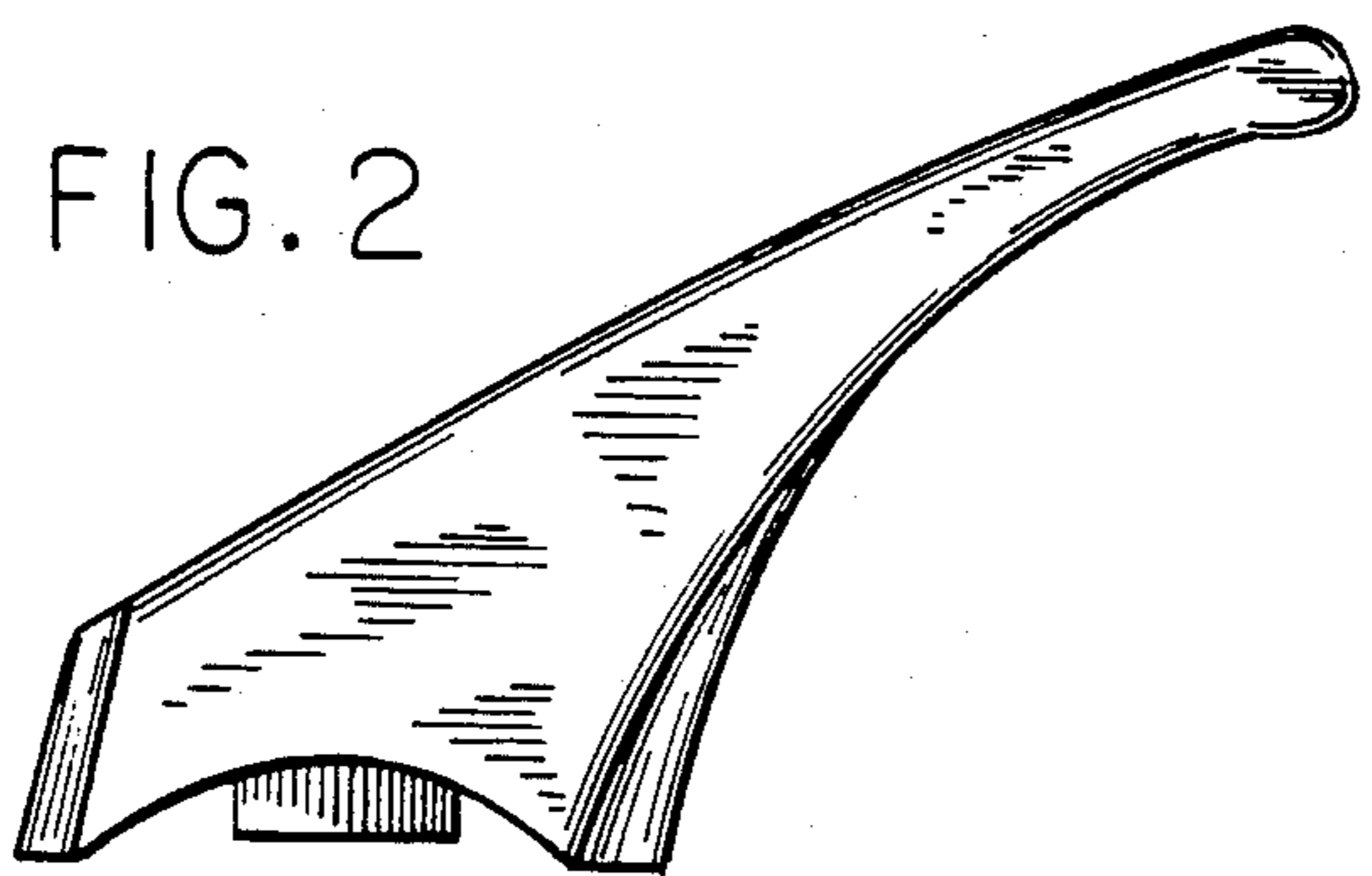


FIG. 4

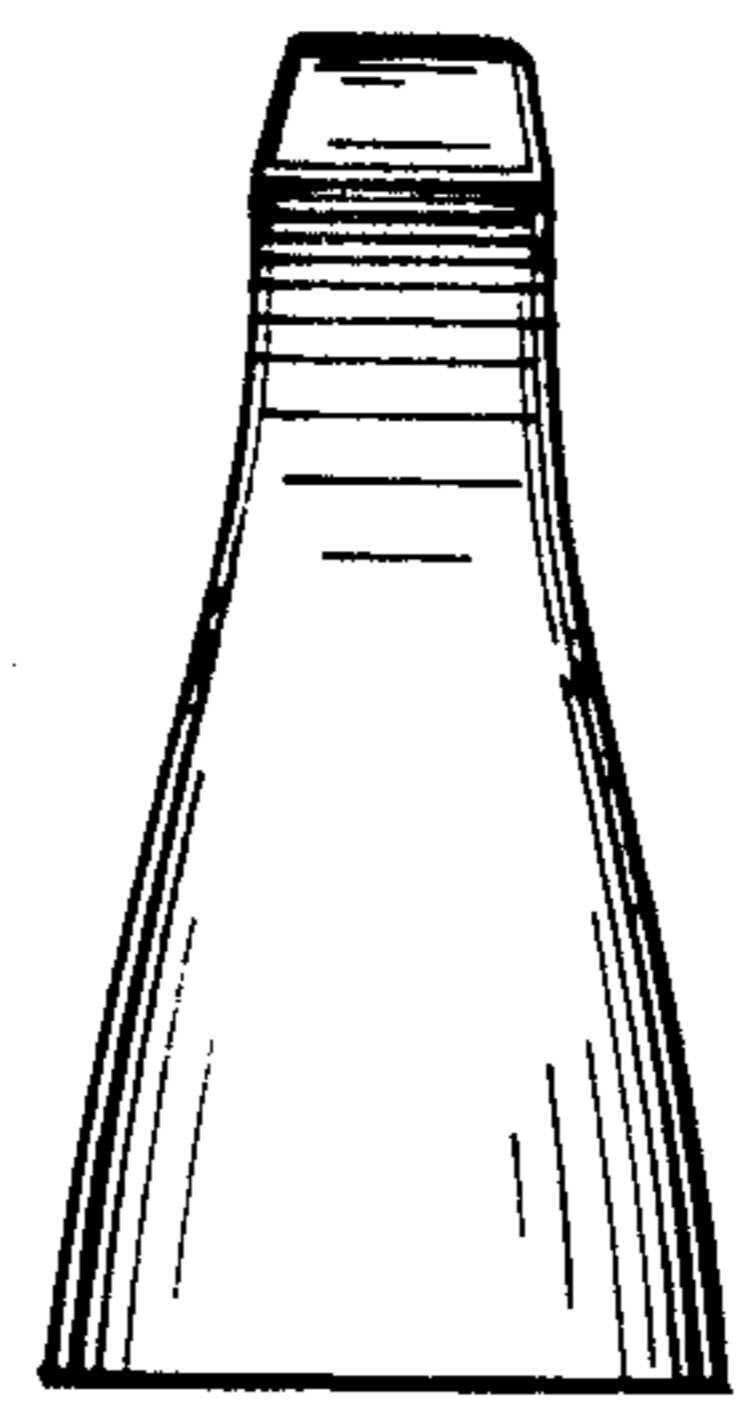


FIG. 3

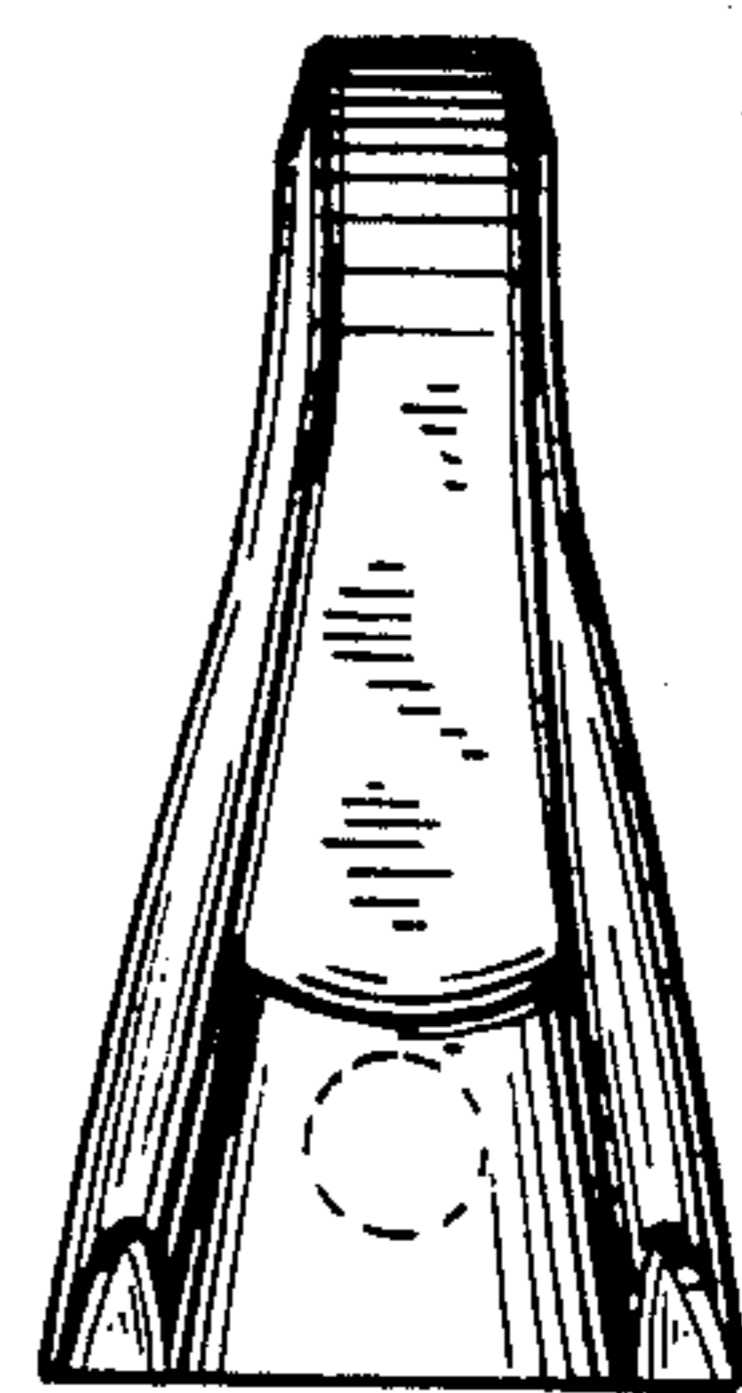


FIG. 5

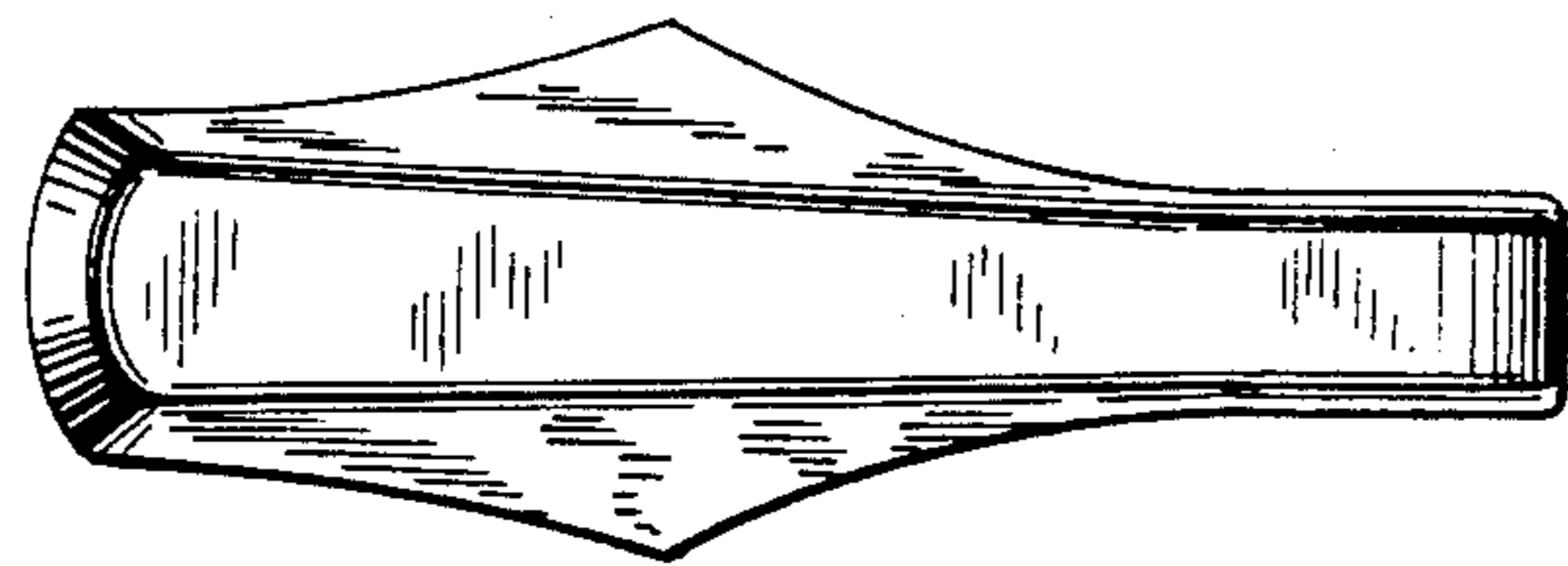


FIG. 6

