

# United States Patent [19]

DeBose, Jr.

[11] Patent Number: **Des. 299,698**

[45] Date of Patent: **\*\* Feb. 7, 1989**

[54] **CAN OR THE LIKE**

[76] Inventor: **Alfred C. DeBose, Jr.**, 11518 Stone Bridge, Houston, Tex. 77064

[\*\*] Term: **14 Years**

[21] Appl. No.: **763,419**

[22] Filed: **Aug. 7, 1985**

[52] U.S. Cl. .... **D9/399; D9/355; D9/368**

[58] Field of Search ..... **D9/349, 355, 367, 368, D9/390, 399, 403; 215/1 R, 1 C; 220/269, 270**

[56] **References Cited**

**U.S. PATENT DOCUMENTS**

- D. 209,480 12/1967 Wallace ..... D9/368
- D. 218,225 8/1970 Heinle et al. .... D9/368
- D. 271,663 12/1983 Stark et al. .... D9/438 X
- 2,101,526 8/1970 Stark et al. .... D9/438 X

- 2,101,526 12/1937 Bryant ..... D7/70 X
- 3,153,506 10/1964 Pottle ..... D9/368 X
- 3,867,738 2/1975 Garner ..... D9/455 X

*Primary Examiner*—Bruce W. Dunkins

[57] **CLAIM**

The ornamental design for a can or the like, as shown and described.

**DESCRIPTION**

FIG. 1 is a perspective view of a can or the like showing my new design.


FIG. 2 is a front elevation view.

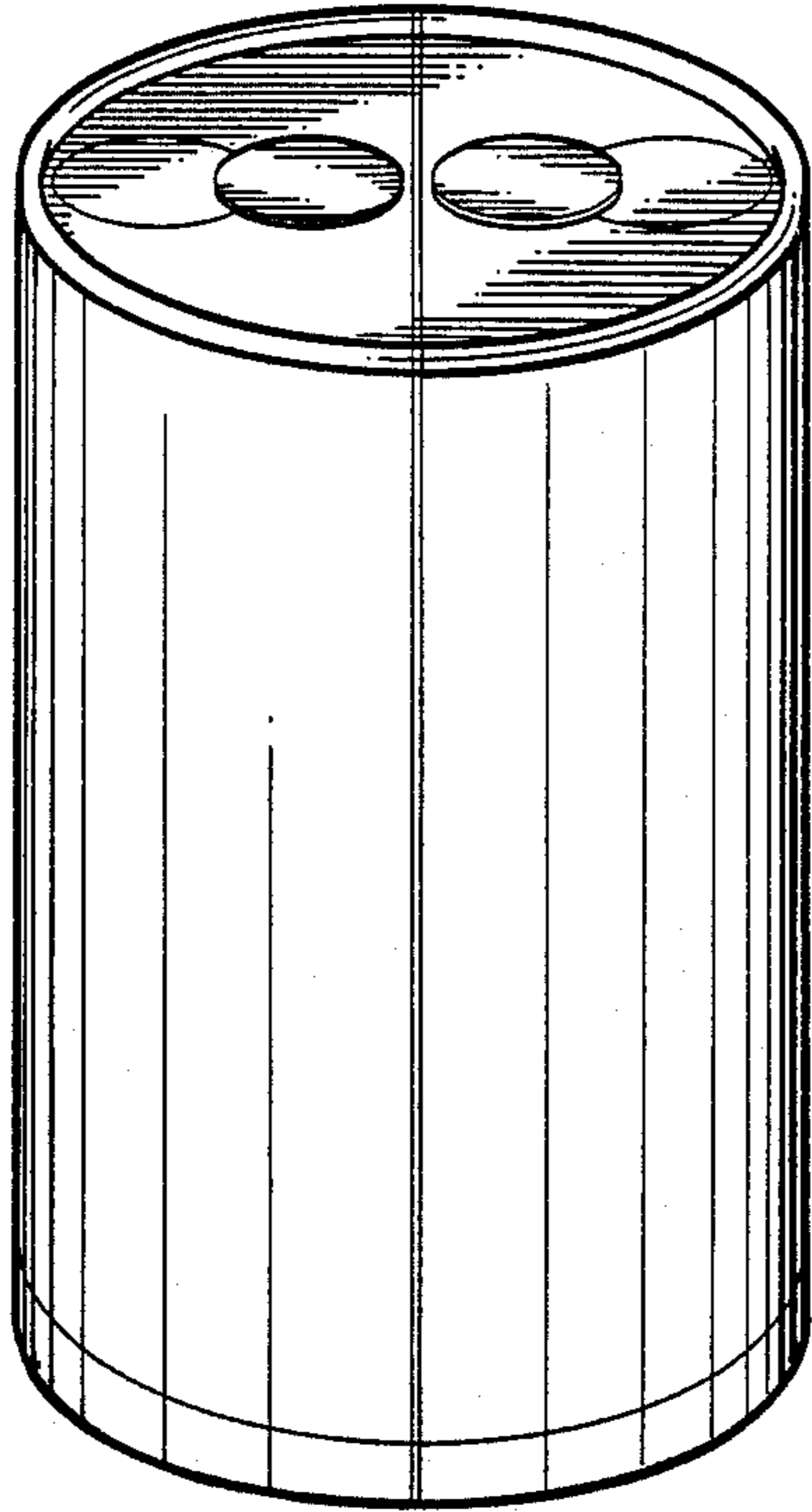
FIG. 3 is a side elevation view.

FIG. 4 is a top plan view.


FIG. 5 is a bottom plan view.

The rear of the can and the side not shown are the same in appearance as the front and side shown in FIGS. 2 and 3, respectively.






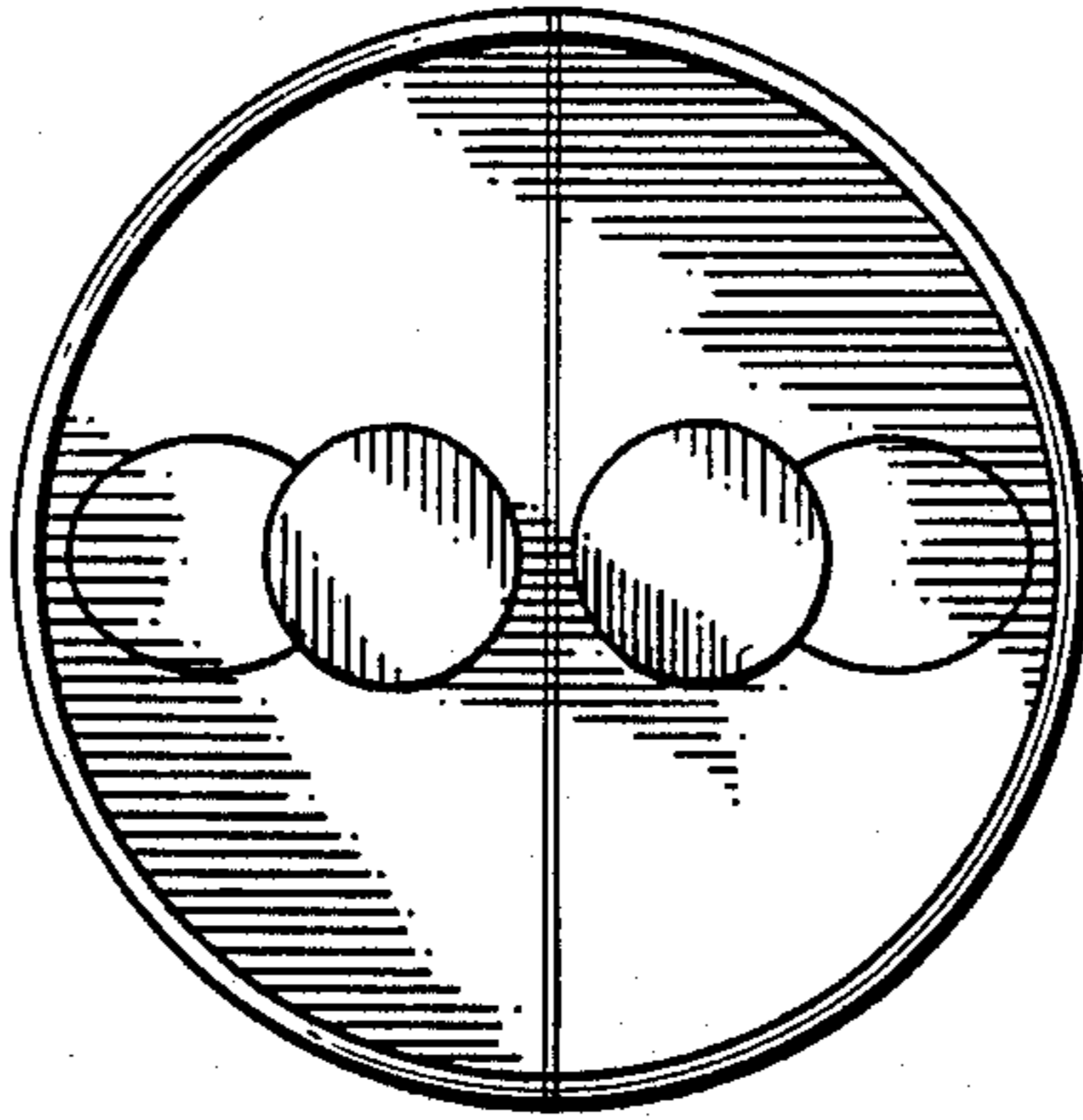
**FIG. 1**



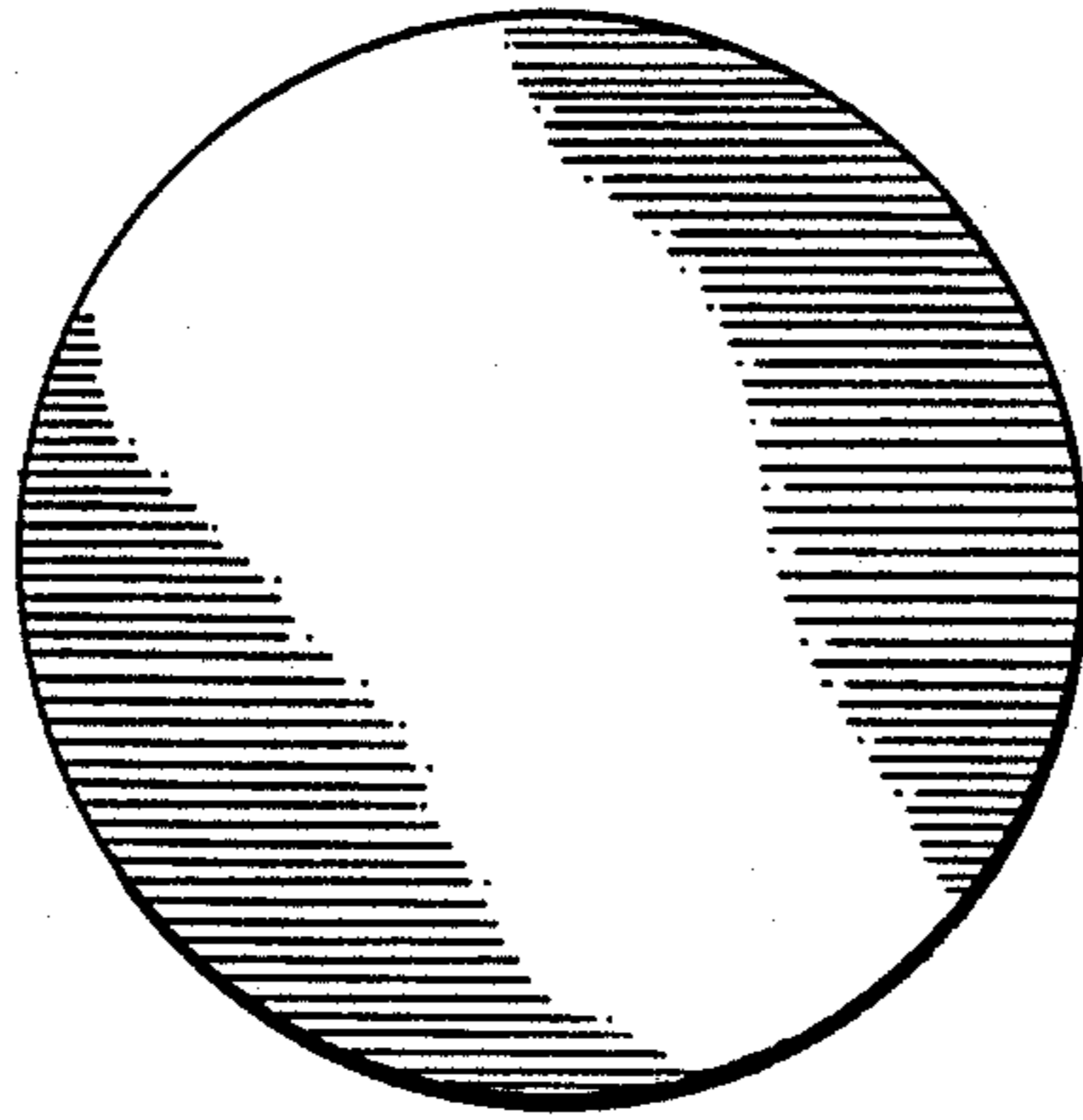
**FIG. 2**



**FIG. 3**



**FIG. 4**



**FIG. 5**