

[54] **FISHING LURE**

[76] **Inventor: Joseph Butler, 12845 Highway 2 W.,
Marion, Mont. 59925**

[**] **Term: 14 Years**

[21] **Appl. No.: 906,790**

[22] **Filed: Sep. 12, 1986**

[52] **U.S. Cl. D22/129**

[58] **Field of Search D22/126, 129; 43/42.5,
43/42.13, 42.06, 42.09, 42.52**

[56] **References Cited**

U.S. PATENT DOCUMENTS

D. 195,777	7/1963	Hajek	D22/129
1,585,943	5/1926	Streich	D22/129 X
1,706,906	3/1929	Tucker	D22/129 X
1,832,768	11/1931	Davenport	D22/129 X
2,629,961	3/1953	Churchill	43/42.52

Primary Examiner—A. Hugo Word
Attorney, Agent, or Firm—Douglas L. Tschida

[57] **CLAIM**

The ornamental design for a fishing lure, as shown and described.

DESCRIPTION

FIG. 1 is a perspective view of my new design for a fishing lure;

FIG. 2 is a top plan view of the lure of FIG. 1;

FIG. 3 is a bottom plan view of the lure of FIG. 1;

FIG. 4 is a side elevational view of the lure of FIG. 1;

FIG. 5 is a side elevational view of the lure of FIG. 1 with the lure rotated end for end;

FIG. 6 is a front elevational view of the lure of FIG. 1 as seen from the line attaching end of the lure; and

FIG. 7 is a rear elevational view of the lure of FIG. 1 as seen from the hook end.






Fig. 1

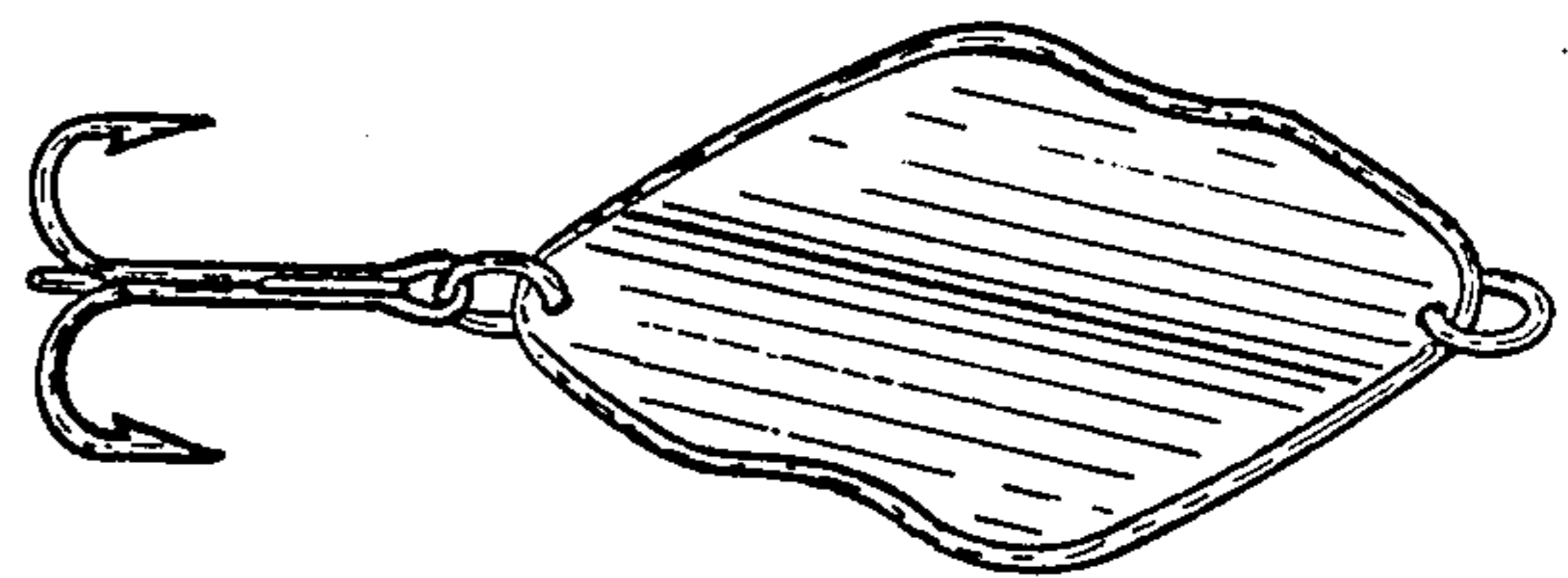


Fig. 2




Fig. 3




Fig. 4

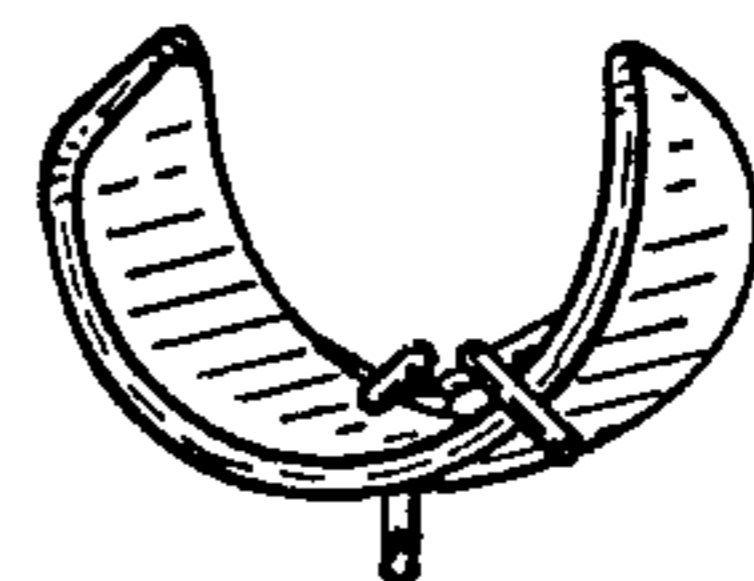


Fig. 6



Fig. 5

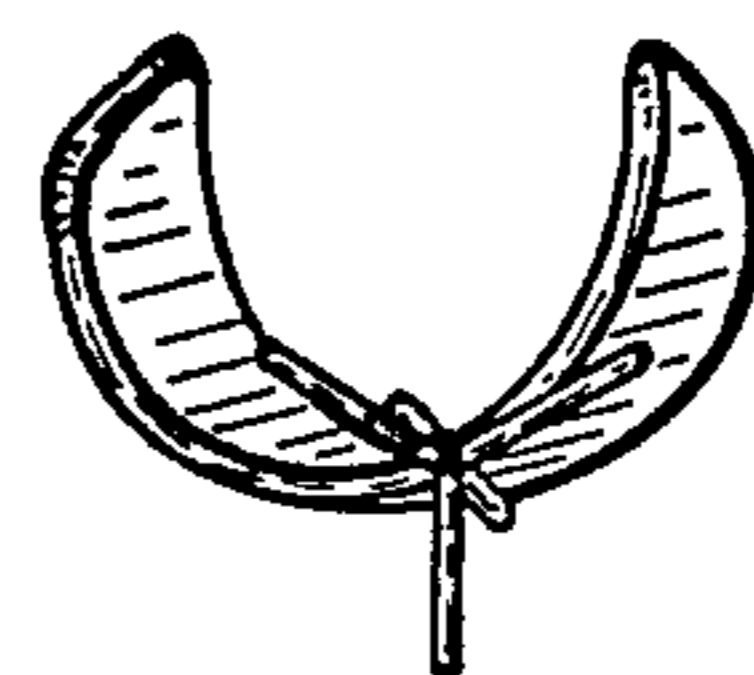


Fig. 7