

**United States Patent** [19]  
**Knight**

[11] **Patent Number: Des. 299,673**

[45] **Date of Patent: \*\* Jan. 31, 1989**

[54] **MUZZLE-LOADING RIFLE**

3,269,046 8/1966 Schaefer ..... 42/70.07 X

[76] **Inventor: William A. Knight, P.O. Box 130,  
Hiway 136 E., Lancaster, Mo. 63548**

*Primary Examiner—A. Hugo Word  
Attorney, Agent, or Firm—Senniger, Powers, Leavitt  
and Roedel*

[\*\*] **Term: 14 Years**

[21] **Appl. No.: 819,739**

[57] **CLAIM**

The ornamental design for a muzzle-loading rifle, as shown and described.

[22] **Filed: Jan. 21, 1986**

[52] **U.S. Cl. .... D22/103**

[58] **Field of Search ..... D22/103, 108; 42/70.07,  
42/74**

**DESCRIPTION**

FIG. 1 is a right side elevation of a muzzle-loading rifle of the present invention;

FIG. 2 is a left side elevation of the muzzle-loading rifle;

FIG. 3 is a top plan view of the muzzle-loading rifle;

FIG. 4 is a bottom plan view of the muzzle-loading rifle;

FIG. 5 is an enlarged front end elevation of the muzzle-loading rifle; and

FIG. 6 is an enlarged rear end elevation of the muzzle-loading rifle.

[56] **References Cited**

**U.S. PATENT DOCUMENTS**

D. 180,389 6/1957 Bowman ..... D22/103  
D. 262,567 1/1982 Hillberg ..... D22/103  
D. 272,173 1/1984 Mattarelli ..... D22/103  
3,064,383 11/1962 Newson, Sr. .... 42/70.07 X

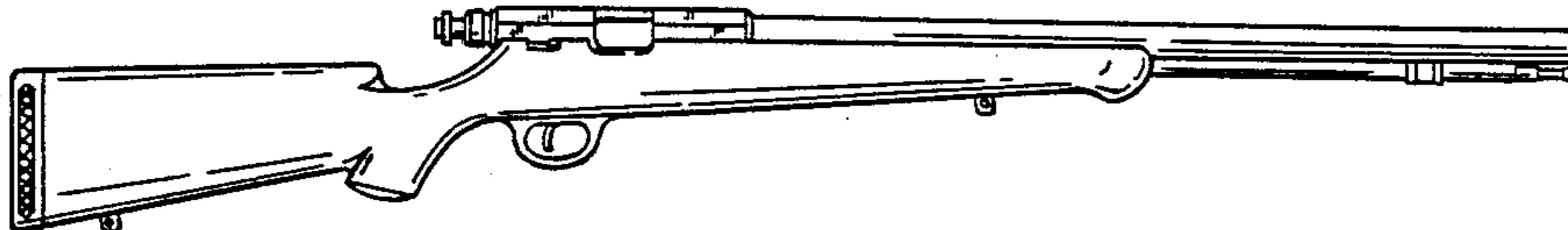


FIG. 1.

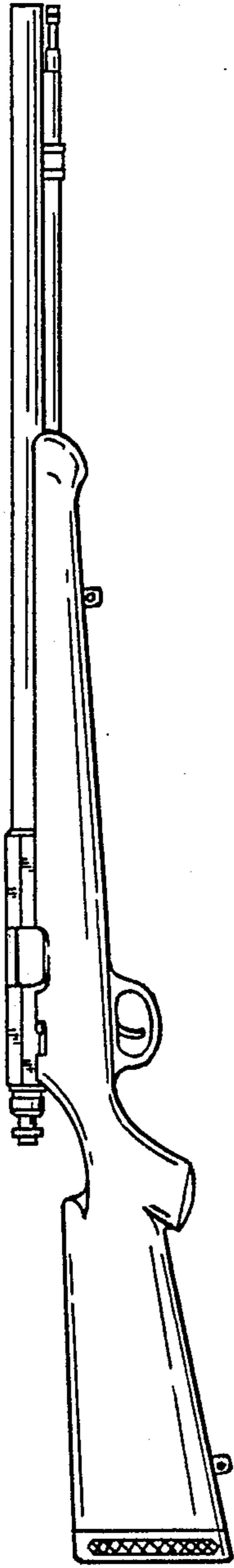


FIG. 2.

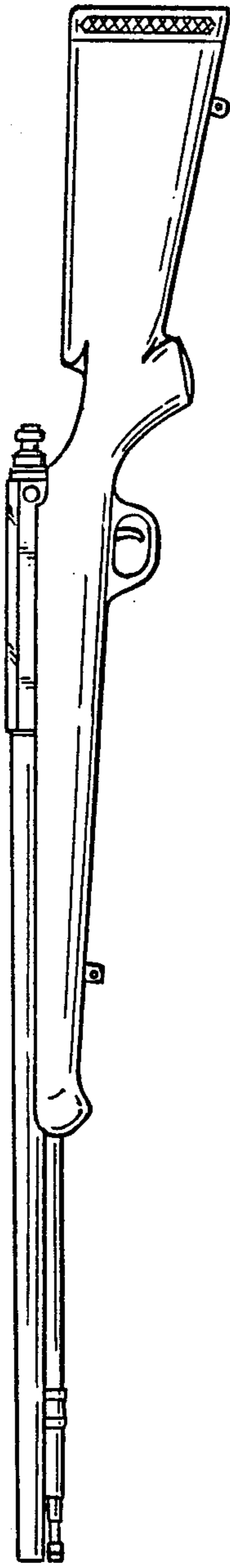


FIG. 3.

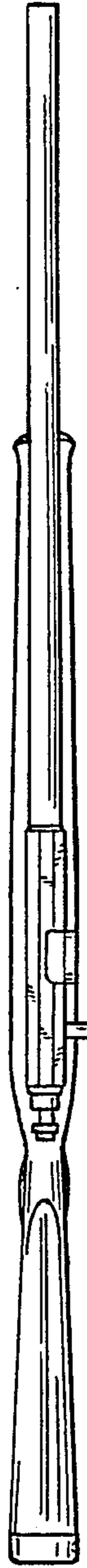


FIG. 4.



FIG. 5.



FIG. 6.

