

[54] **HANDSET TELEPHONE OR SIMILAR ARTICLE**

[75] **Inventor: Takei Yoshiharu, Shatin, Hong Kong**

[73] **Assignee: Tasca International Ltd., Kowloon, Hong Kong**

[**] **Term: 14 Years**

[21] **Appl. No.: 56,972**

[22] **Filed: Jun. 1, 1987**

[30] **Foreign Application Priority Data**

Feb. 4, 1987 [GB] United Kingdom 1039782

[52] **U.S. Cl. D14/147; 379/433**

[58] **Field of Search D14/53, 62, 60, 64; 379/433, 434, 436, 440, 419, 428; 455/89, 90**

[56] **References Cited**

U.S. PATENT DOCUMENTS

- D. 194,538 2/1963 Brown D14/64
- D. 196,653 10/1963 Mahke D14/64
- D. 231,363 4/1974 Schmidt D14/64
- D. 236,133 7/1975 Kaner et al. D14/115
- D. 244,207 5/1977 Bliven D14/53
- D. 244,209 5/1977 Bliven D14/53

- D. 257,350 10/1980 Janda D14/53
- D. 278,052 3/1985 Marshall D14/64 X
- D. 279,373 6/1985 Marshall D14/53
- D. 282,739 2/1986 Salovaara D14/64
- D. 283,709 5/1986 Williams et al. D14/64

FOREIGN PATENT DOCUMENTS

- 1273585 7/1968 Fed. Rep. of Germany 379/434
- 2247585 4/1974 Fed. Rep. of Germany 379/433



Primary Examiner—Horace B. Fay, Jr.
Attorney, Agent, or Firm—Wolf, Greenfield & Sacks

[57] **CLAIM**

The ornamental design for handset telephone or similar article, as shown and described.

DESCRIPTION

FIG. 1 is a front elevational view of a handset telephone or similar article showing my new design;
FIG. 2 is a right side elevational view thereof;
FIG. 3 is a rear elevational view thereof;
FIG. 4 is a left side elevational view thereof;
FIGS. 5 and 6 are respectively bottom and top plan views thereof; and
FIG. 7 is a front, top and right side perspective view thereof, with its slidably bottom tray extended.






Fig. 1

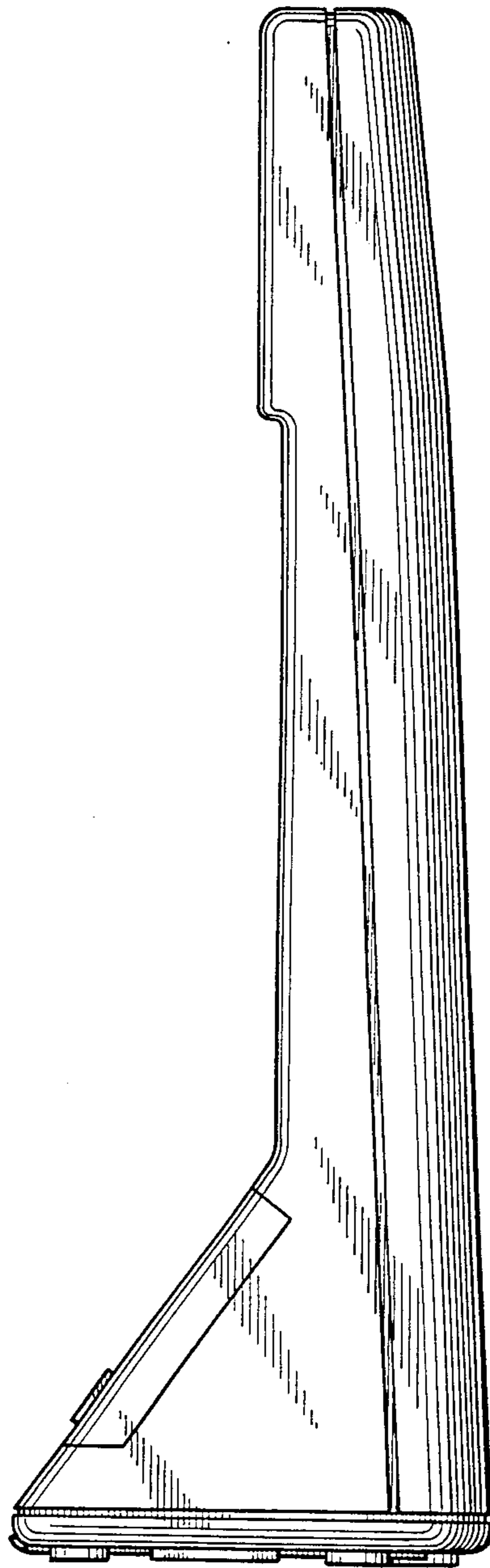


Fig. 2

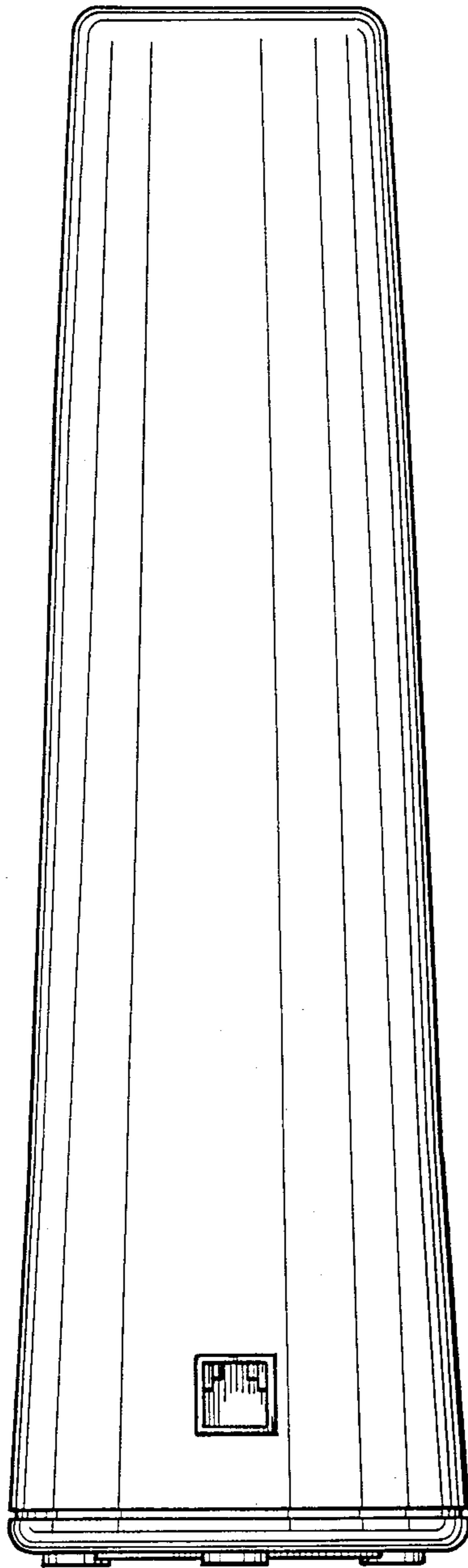


Fig. 3

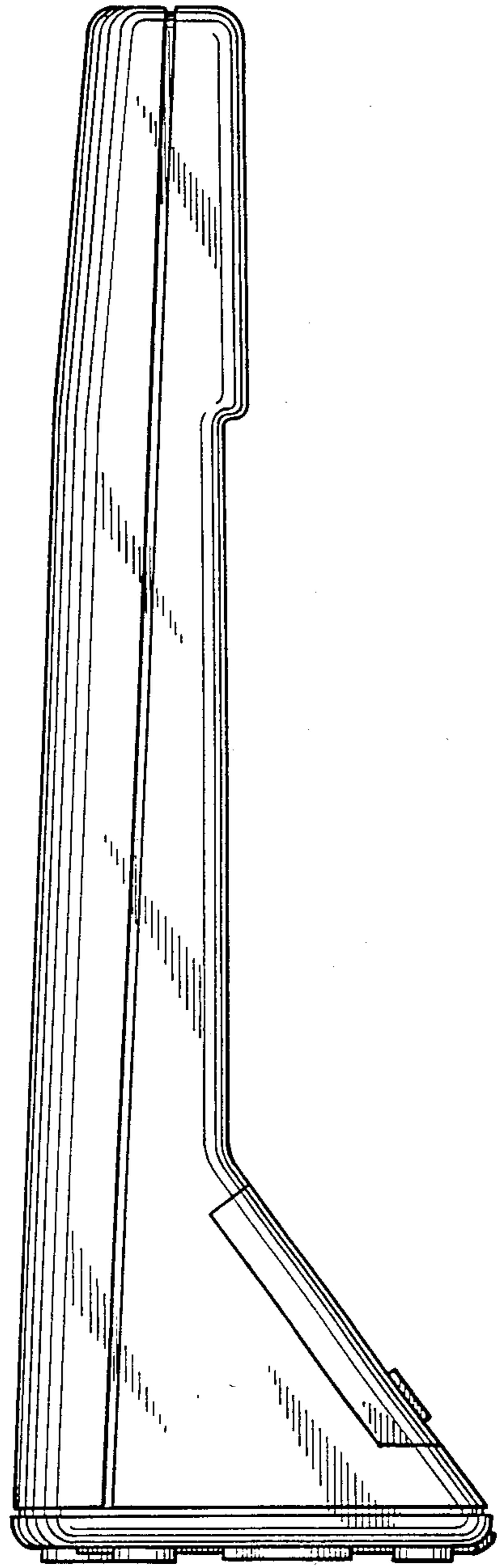


Fig. 4

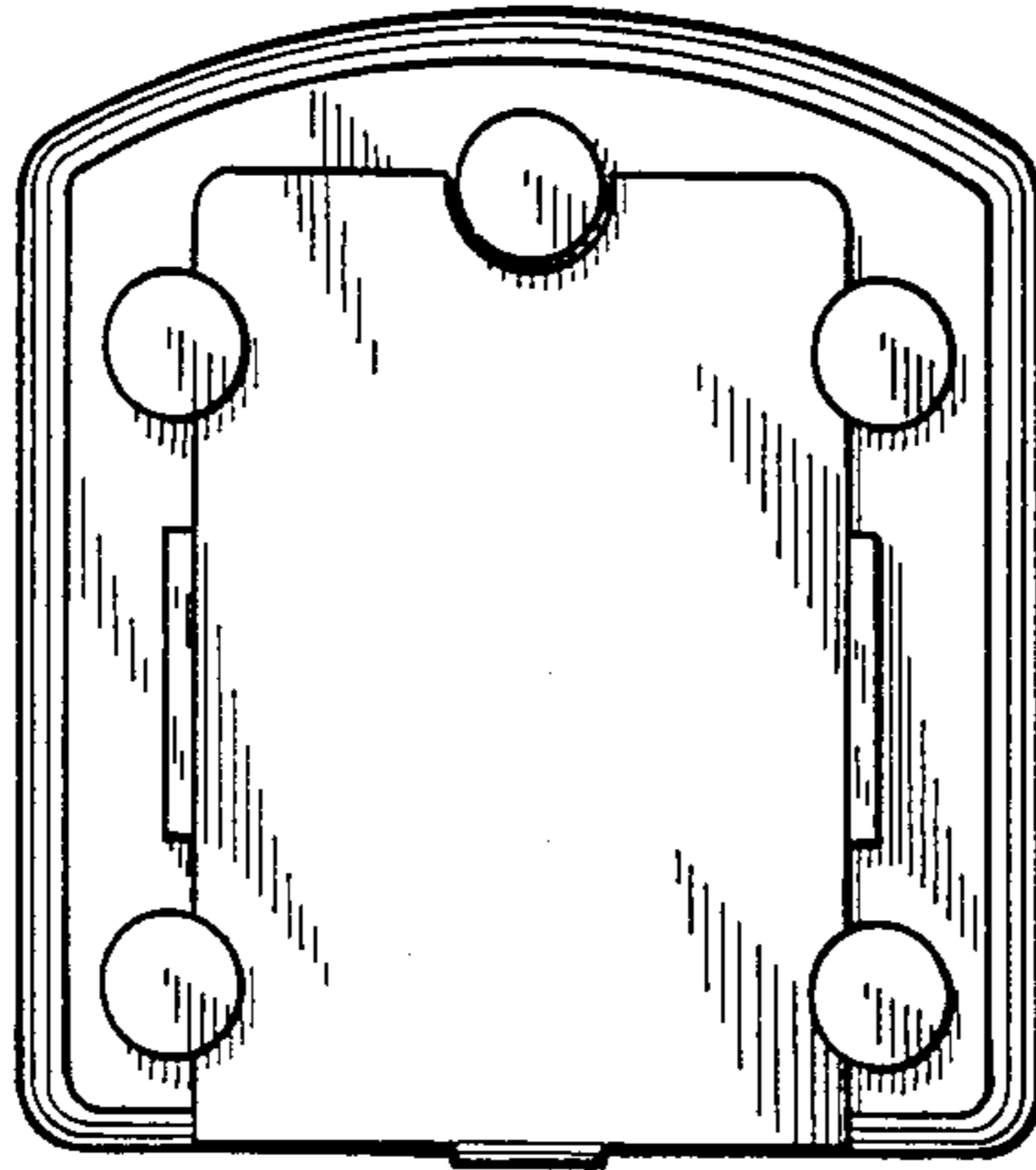


Fig. 5




Fig. 6

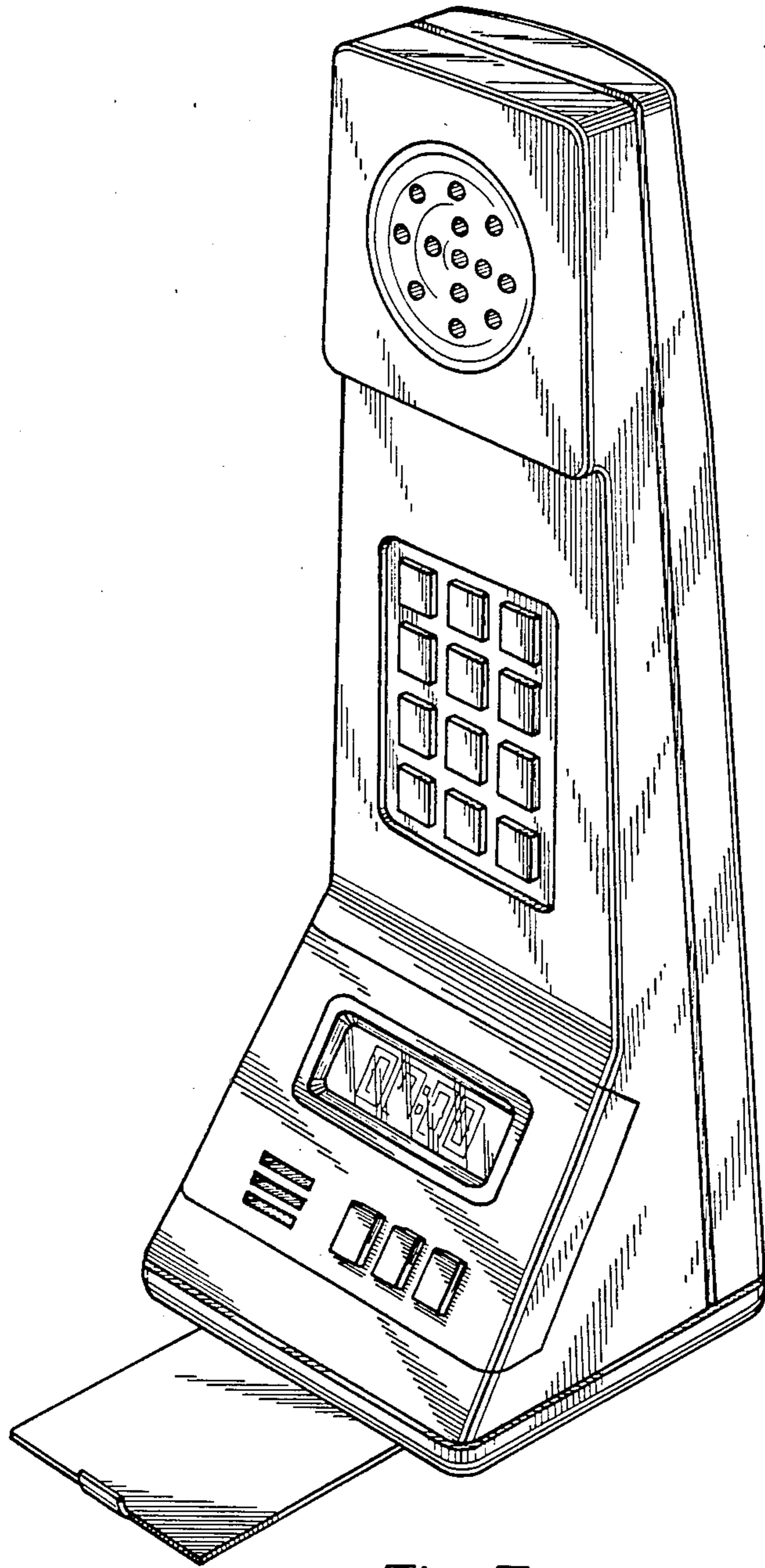


Fig. 7