

[54] **TELEPHONE HANDSET**
[75] **Inventor: John S. Davies, London, England**
[73] **Assignee: British Telecommunications public limited company, Great Britain**
[**] **Term: 14 Years**
[21] **Appl. No.: 60,370**
[22] **Filed: Jun. 10, 1987**

[30] **Foreign Application Priority Data**
Dec. 11, 1986 [GB] United Kingdom 1038705
[52] **U.S. Cl. D14/248**
[58] **Field of Search D14/53, 58, 57, 63, D14/64; 379/419, 428, 433, 435, 434, 436, 440, 450**

[56] **References Cited**
U.S. PATENT DOCUMENTS
D. 209,910 1/1968 Tyson D14/63
D. 218,314 8/1970 Tyson D14/64
D. 255,681 7/1980 Road et al. D14/64

D. 271,393 11/1983 Carr D14/63
D. 279,005 5/1985 Genaro et al. D14/63
D. 282,659 2/1986 Abrams D14/63
D. 284,471 7/1986 Felix et al. D14/63
D. 285,199 8/1986 Hocking et al. D14/63
D. 289,045 3/1987 Brown D14/64 X
D. 294,500 3/1988 Drakulovic et al. D14/64 X
4,291,475 9/1981 Schoerner 379/450

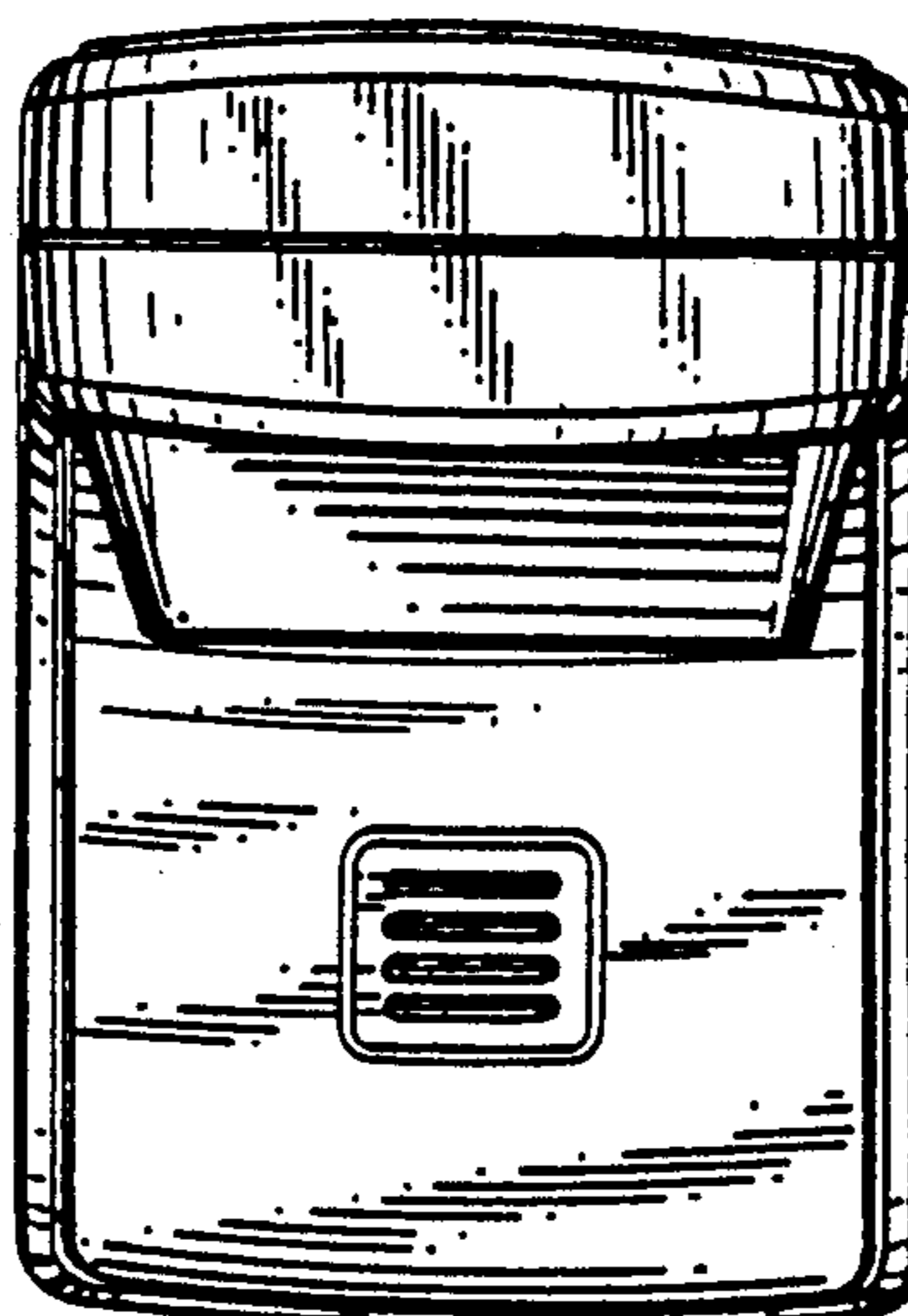
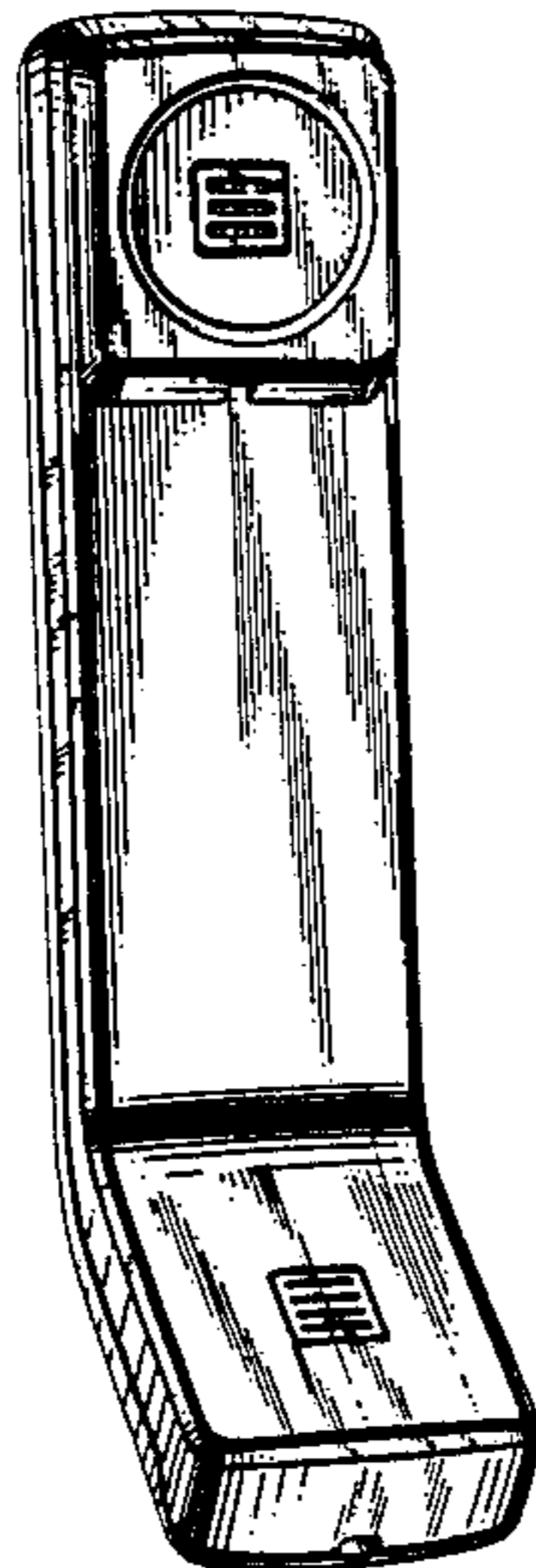
Primary Examiner—Horace B. Fay, Jr.
Attorney, Agent, or Firm—Nixon & Vanderhuy

[57] **CLAIM**

The ornamental design for telephone handset, as shown and described.

DESCRIPTION

FIG. 1 is a front, left side and bottom perspective view of a telephone handset showing my new design; FIG. 2 is a right side elevational view thereof, the side opposite being a mirror image; FIG. 3 is a top plan view thereof; and FIGS. 4 and 5 are respectively front and rear elevational views thereof.






Fig. 1.

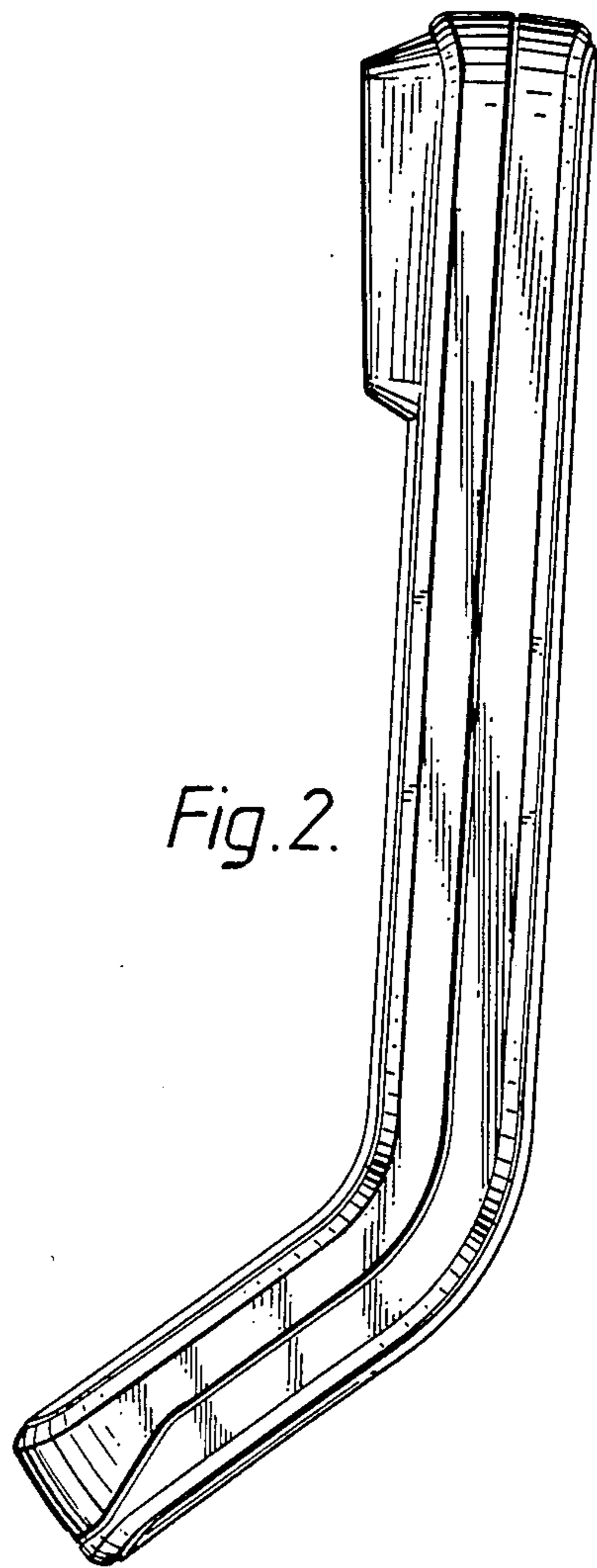


Fig. 2.

Fig. 3.




Fig. 4.

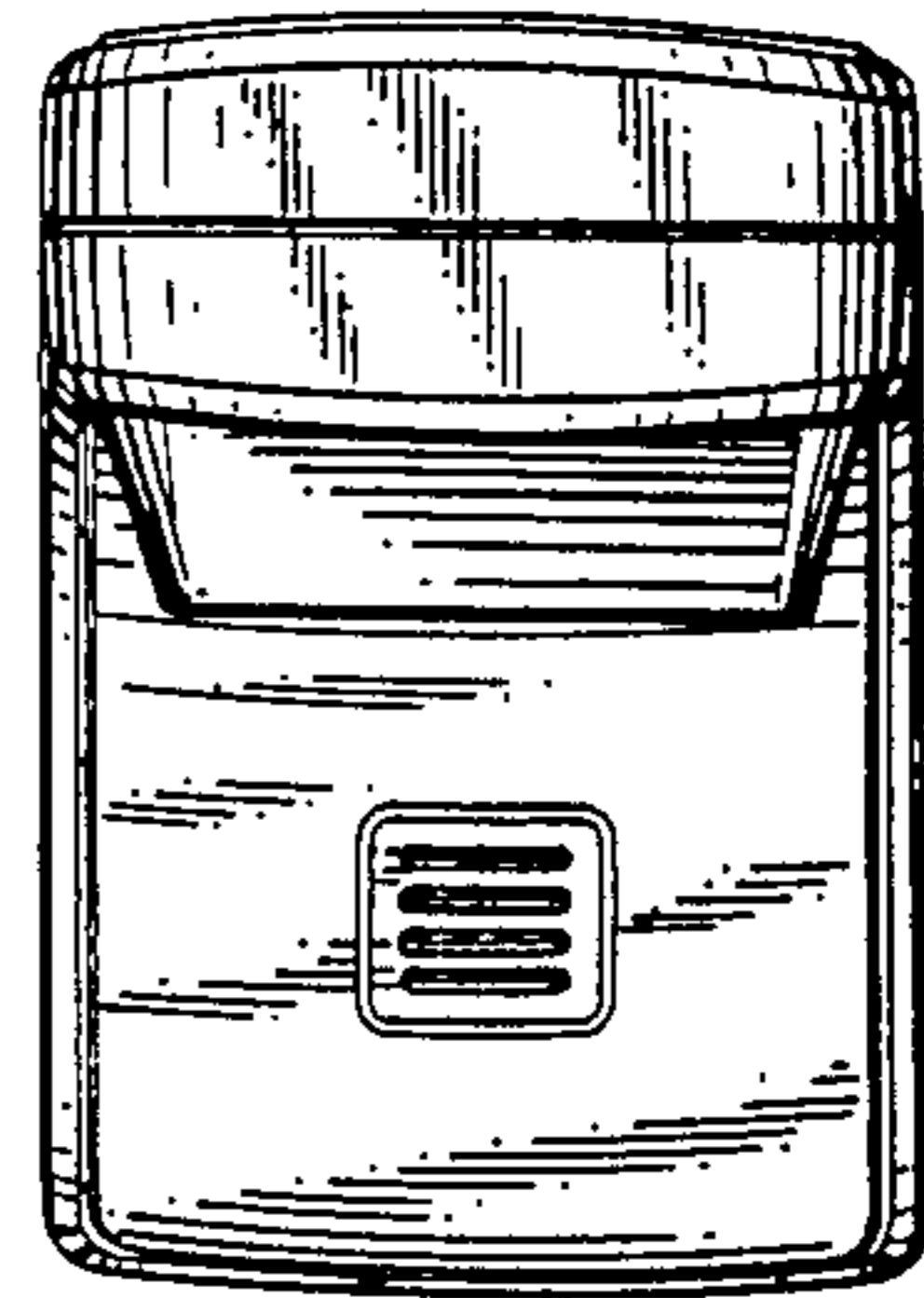


Fig. 5.

