

[54] FRONT FACE OF A COLUMNAR BUTTON PANEL FOR A TELEPHONE STAND

[76] Inventor: Harry M. Stierwalt, 102 Mill Estate Rd., Taylors, S.C. 29687

[**] Term: 14 Years

[21] Appl. No.: 769,024

[22] Filed: Aug. 26, 1985

[52] U.S. Cl. D14/250; D14/151

[58] Field of Search D14/52, 53, 57, 58, D14/60, 62, 61; 379/164, 157, 396, 267, 354, 355, 419, 420, 428, 432, 435, 436, 388-341

[56] References Cited

U.S. PATENT DOCUMENTS

D. 206,227	11/1966	Cuccio et al.	D14/57
D. 286,042	10/1986	Fulcatoni	D14/62
D. 290,461	6/1987	Mitchell	D14/62
3,274,345	9/1966	Ham et al.	D14/58 UX
4,088,844	5/1978	Kinnaird, Jr.	179/99
4,150,257	4/1979	Fenton et al.	179/18 BF
4,296,282	10/1981	O'Neil et al.	179/99 LS
4,375,584	3/1983	Muzamdar et al.	179/99 R
4,559,417	12/1985	Komaro et al.	379/157

Primary Examiner—Wallace R. Burke
Assistant Examiner—Horace B. Fay, Jr.
Attorney, Agent, or Firm—Cort Flint

[57] CLAIM

The ornamental design for a front face of a columnar button panel for a telephone stand, substantially as shown and described.

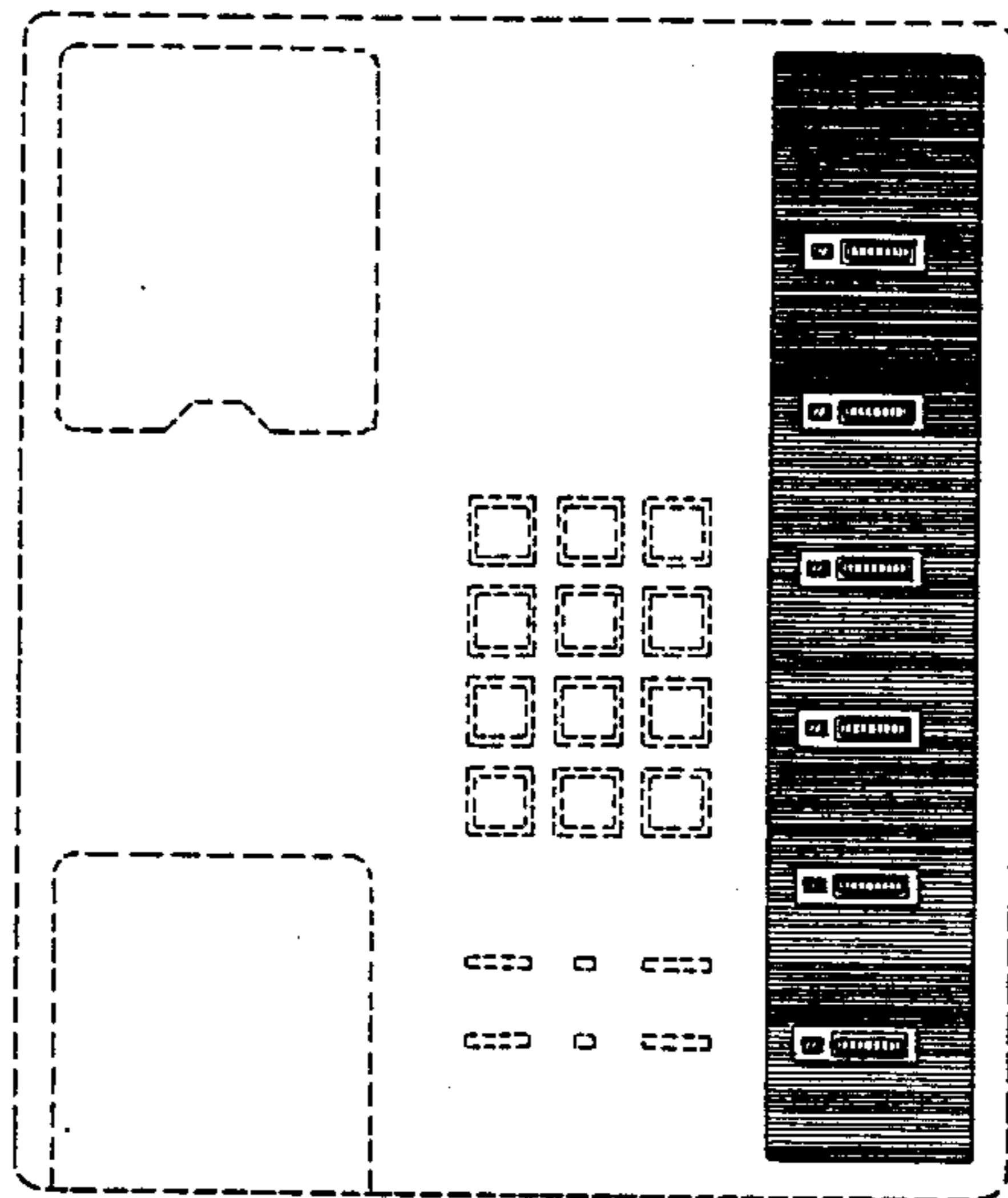
DESCRIPTION

FIG. 1 is a top plan view of a front face of a columnar button panel for a telephone stand showing my new design;

FIG. 2 is a top plan view of a second embodiment thereof; and

FIG. 3 is a right side, top and front perspective view of the columnar button panel as shown in FIG. 1.

The broken line showing of the peripheral top outline of the keyboard, the cradles for a handset, dial buttons and sundry buttons below the dial buttons in FIGS. 1 and 2, and of the peripheral outline for housing stand in FIG. 3, including cradles for a handset, speakerphone apertures, dial buttons, and sundry other buttons below the dial buttons, and the volume control, is for illustrative purposes only and forms no part of the claimed design.



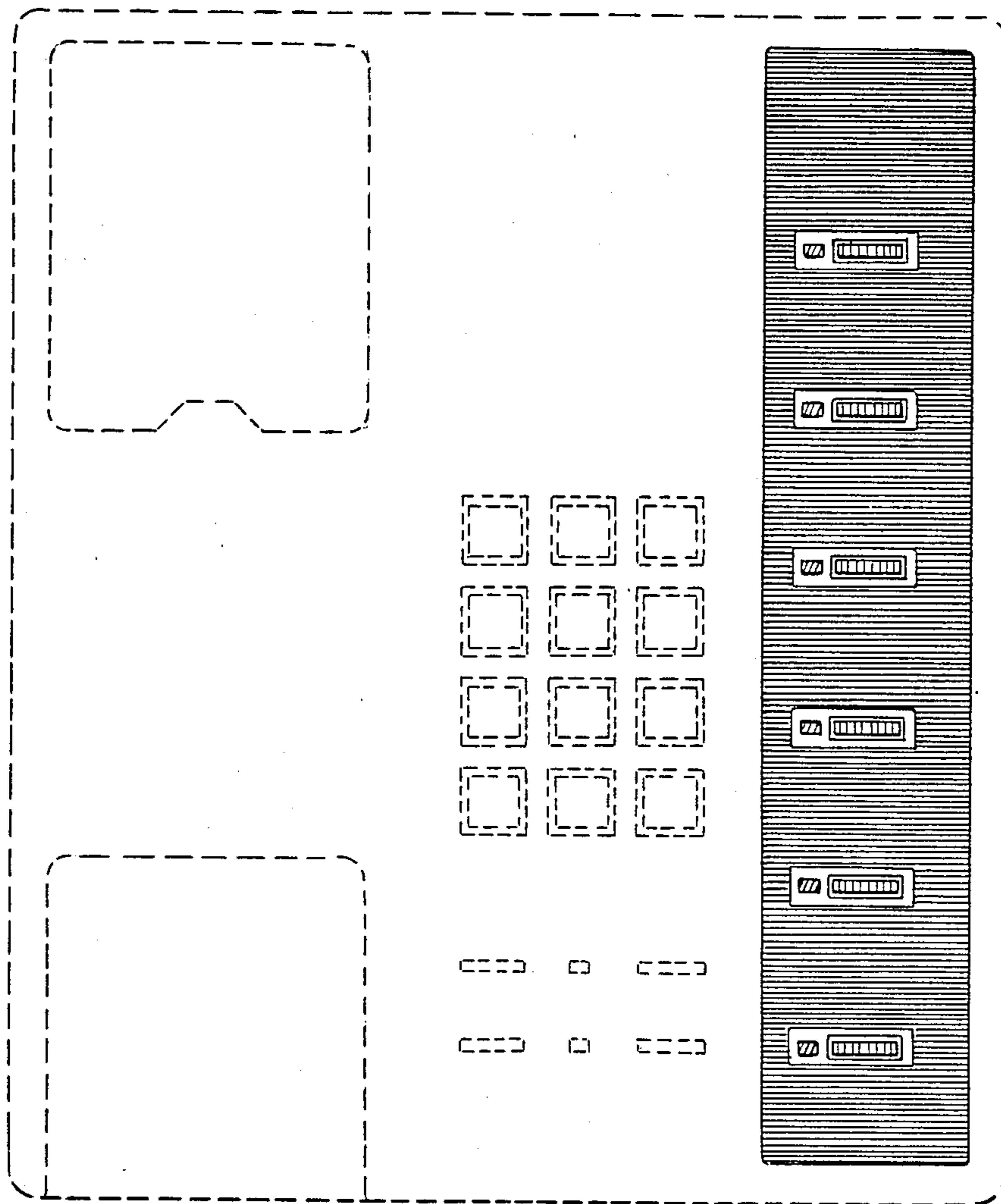


Fig. 1.

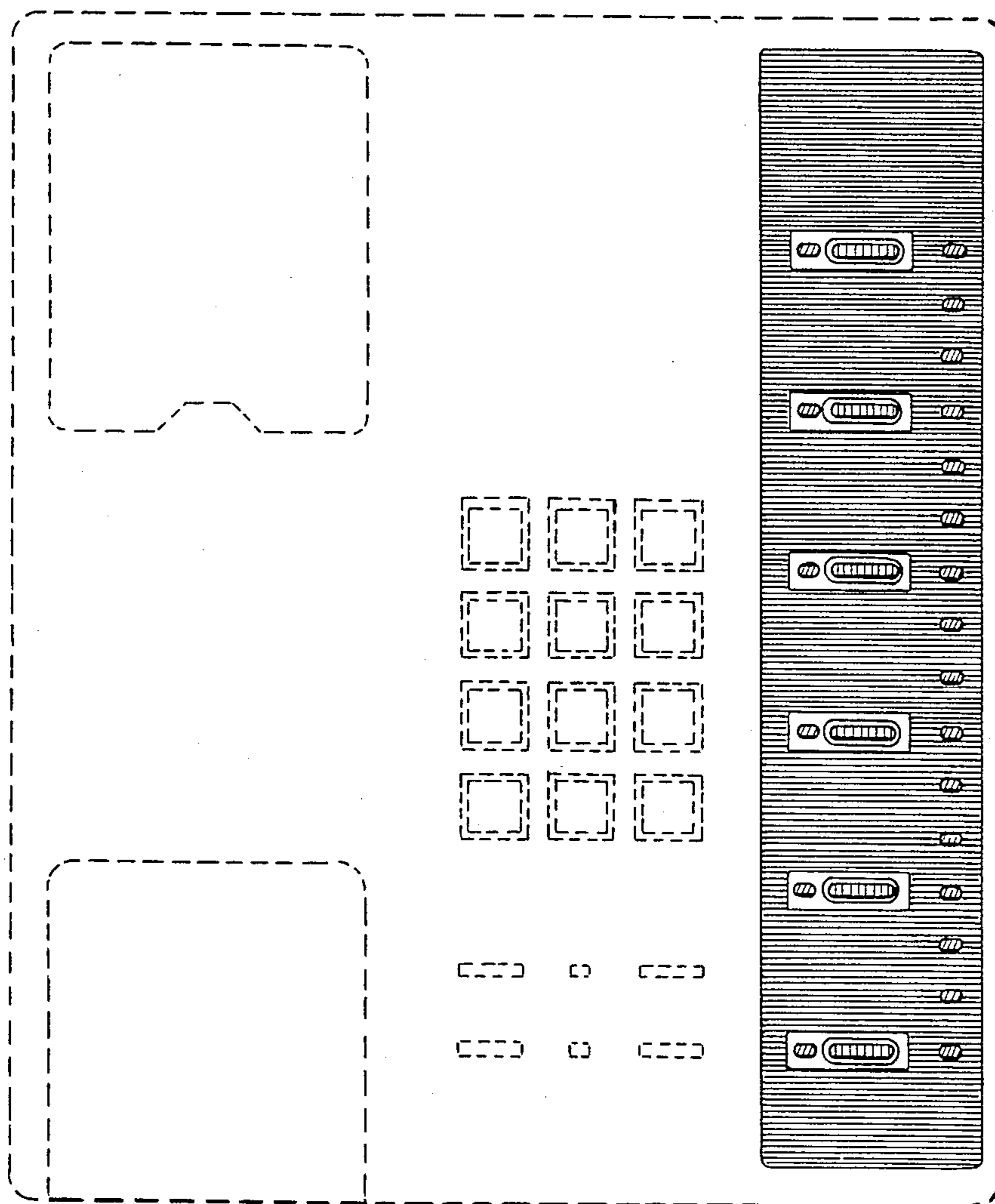


Fig. 2.

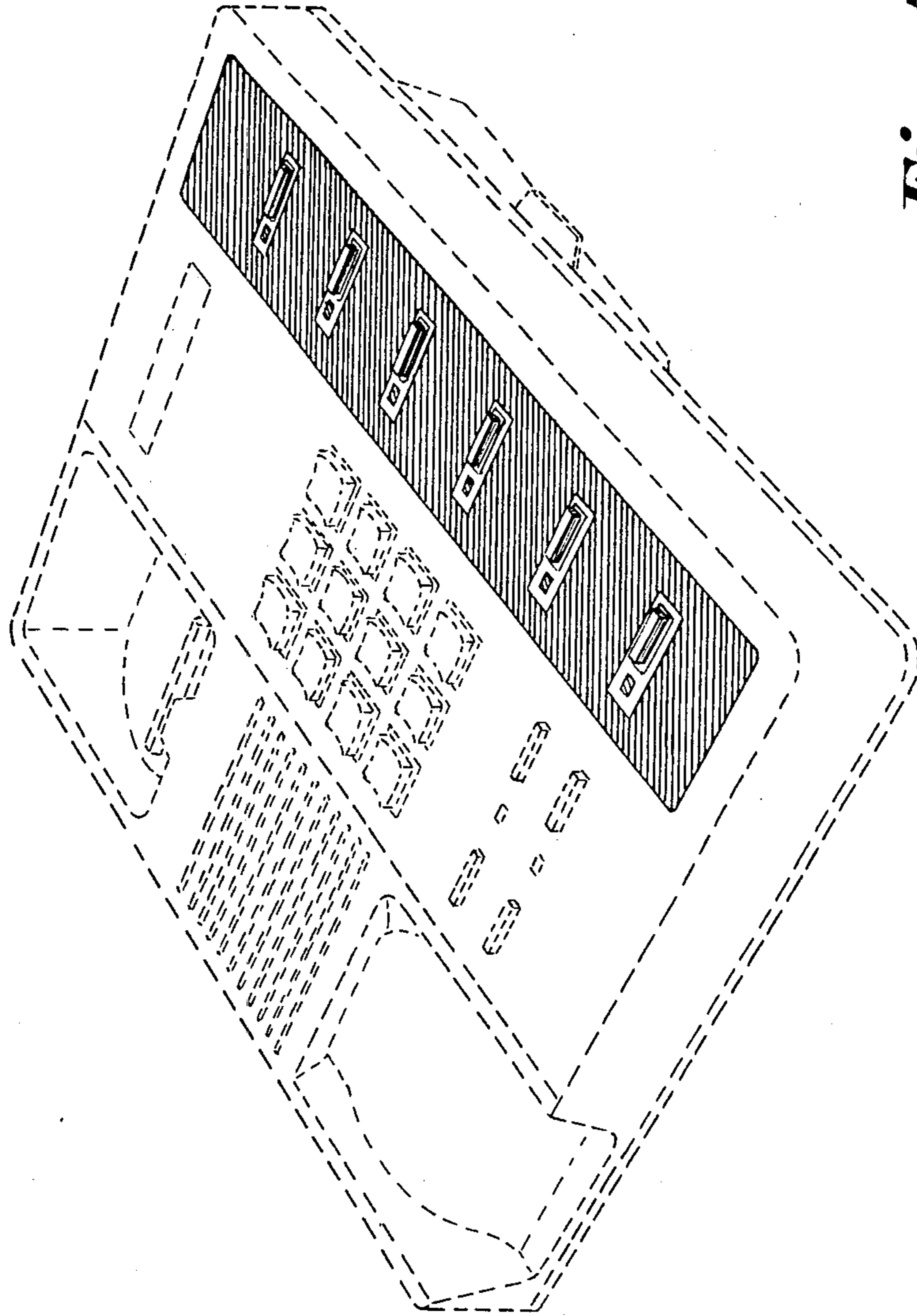


Fig. 3.