

[54] **TABLE**

[76] **Inventor:** Lisa K. F. Campbell, 1840 Cherri Dr., Falls Church, Va. 22043

[**] **Term:** 14 Years

[21] **Appl. No.:** 906,246

[22] **Filed:** Sep. 12, 1986

[52] **U.S. Cl.** D6/487; D6/406; D6/420; D6/480; D6/482

[58] **Field of Search** D6/449, 406, 482, 487, D6/480, 484, 486; 108/5, 6, 150; 248/558, 445

[56] **References Cited**

U.S. PATENT DOCUMENTS

- D. 122,925 10/1940 Holden et al. D6/406
- D. 145,777 10/1946 Clachko D6/406
- D. 185,185 5/1959 Anthon D6/487 X
- D. 261,837 11/1981 Sonder et al. D6/406

- D. 289,953 5/1987 Berry, Jr. D6/482
- 4,077,333 3/1978 Ballas 108/6
- 4,313,589 2/1982 Vega 248/558

Primary Examiner—Bruce W. Dunkins

[57] **CLAIM**

The ornamental design for a table, as shown and described.

DESCRIPTION

FIG. 1 is a front perspective view of a table showing my new design;

FIG. 2 is a right side elevational view thereof;

FIG. 3 is a top plan view thereof;

FIG. 4 is a bottom plan view thereof;

FIG. 5 is a front elevational view thereof;

FIG. 6 is a rear elevational view thereof;

FIG. 7 is a perspective view of an alternative embodiment of the Table of FIG. 1.




Fig. 1

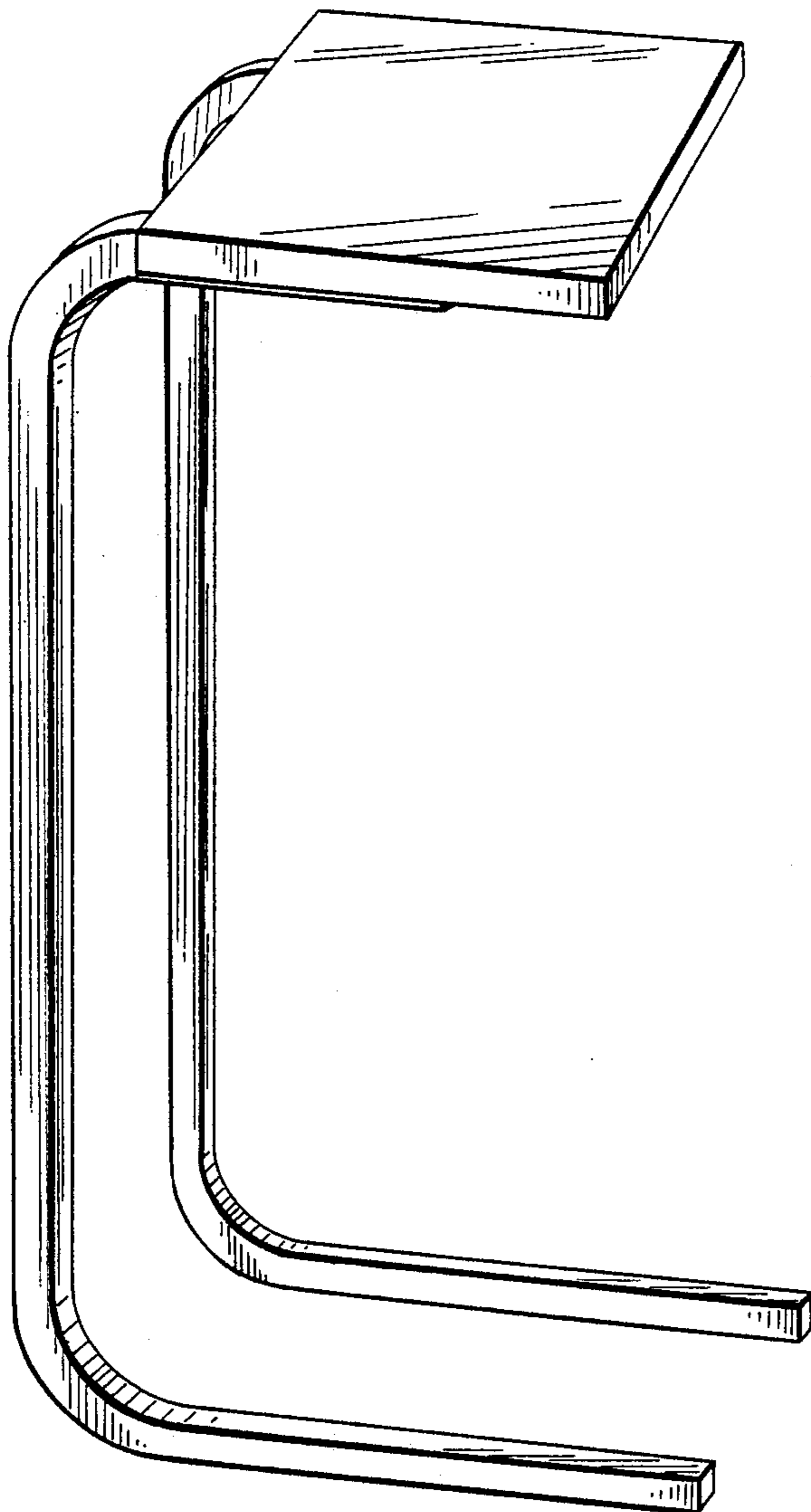


Fig. 2




Fig. 3




Fig. 4




Fig. 5

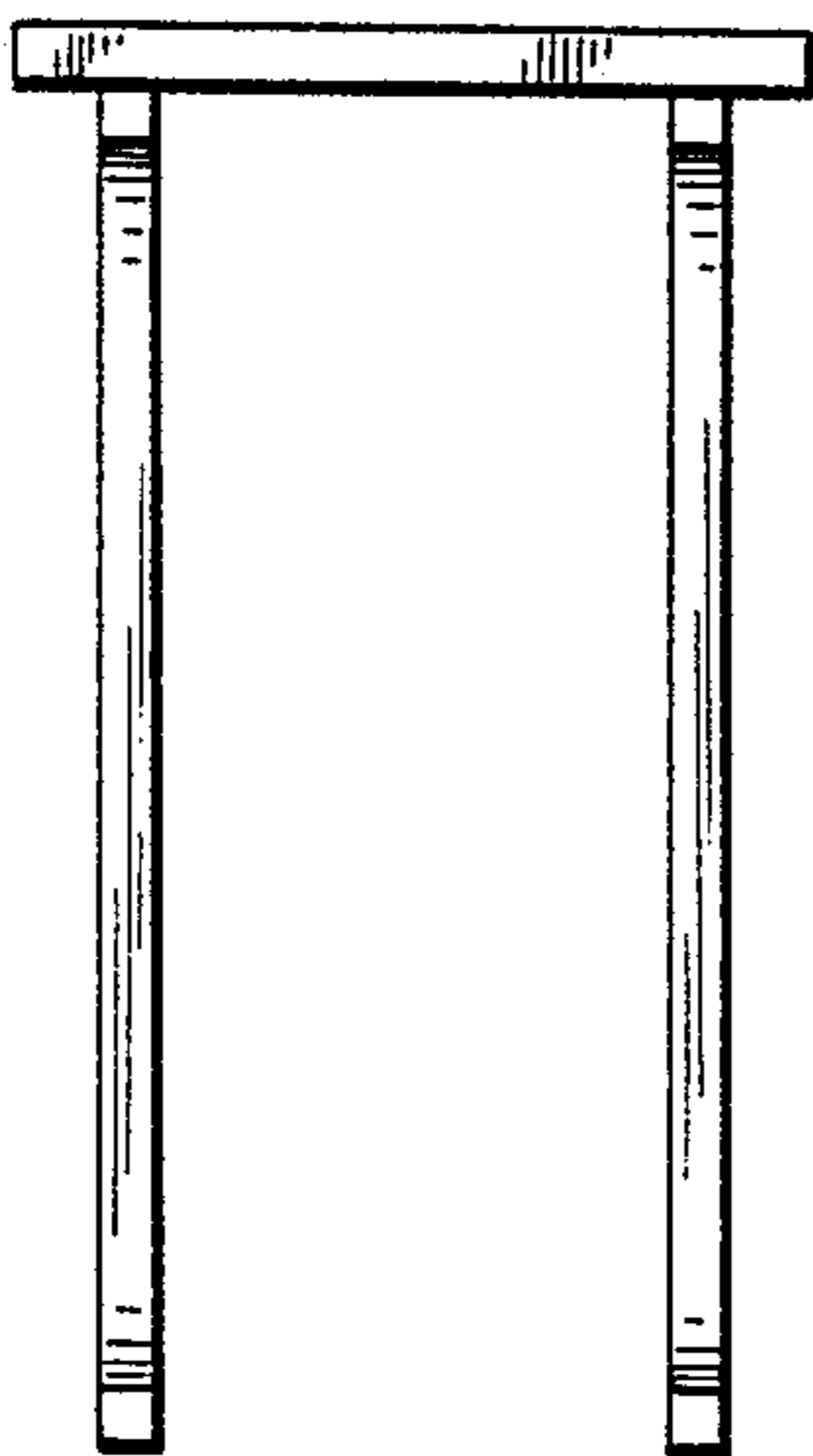


Fig. 6

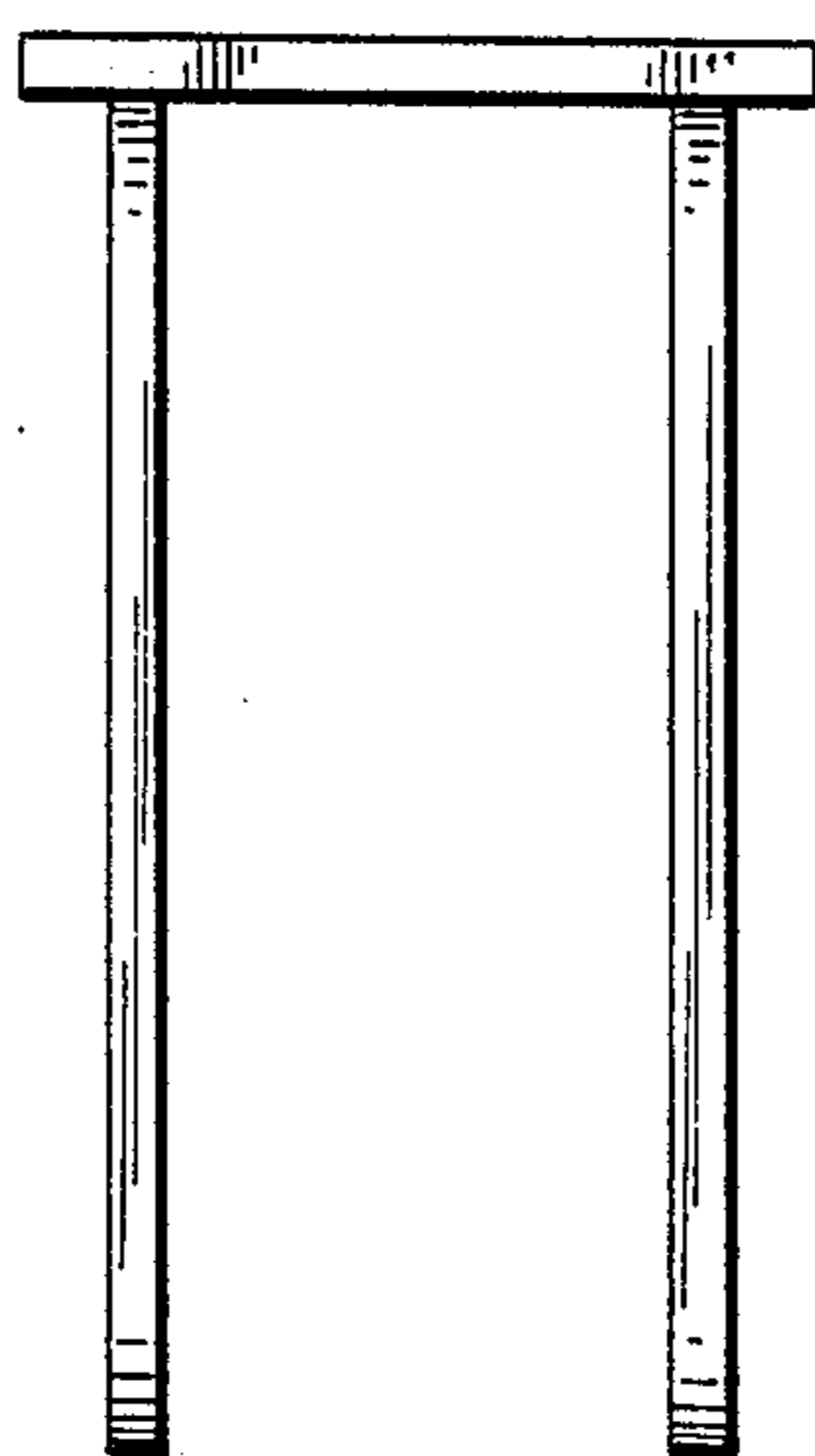


Fig. 7

