

# United States Patent [19]

Hellman et al.

[11] Patent Number: **Des. 299,547**

[45] Date of Patent: **\*\* Jan. 24, 1989**

[54] **PARTIALLY FROSTED LAMP**

[75] Inventors: **Wayne R. Hellman**, Oakwood Village; **Emmett H. Wiley**, Chesterland, both of Ohio

[73] Assignee: **Advanced Lighting International, Inc.**, Oakwood Village, Ohio

[\*\*] Term: **14 Years**

[21] Appl. No.: **807,182**

[22] Filed: **Dec. 10, 1985**

[52] U.S. Cl. .... **D26/2**

[58] Field of Search ..... **D26/1, 2, 3, 26; 313/315, 317, 318, 113, 115, 116, 493**

[56] **References Cited**

**U.S. PATENT DOCUMENTS**

D. 211,641 7/1968 Schlessel ..... D26/2

2,041,583 5/1936 Wright ..... 313/315  
2,104,556 1/1938 Gallagher ..... 313/315 X  
4,015,158 3/1977 Roller et al. .... 313/318  
4,568,854 2/1986 Westlund, Jr. et al. .... 313/318 X

*Primary Examiner*—Susan J. Lucas  
*Attorney, Agent, or Firm*—Rogers & Killeen

[57] **CLAIM**

The ornamental design for the partially frosted lamp, as shown.

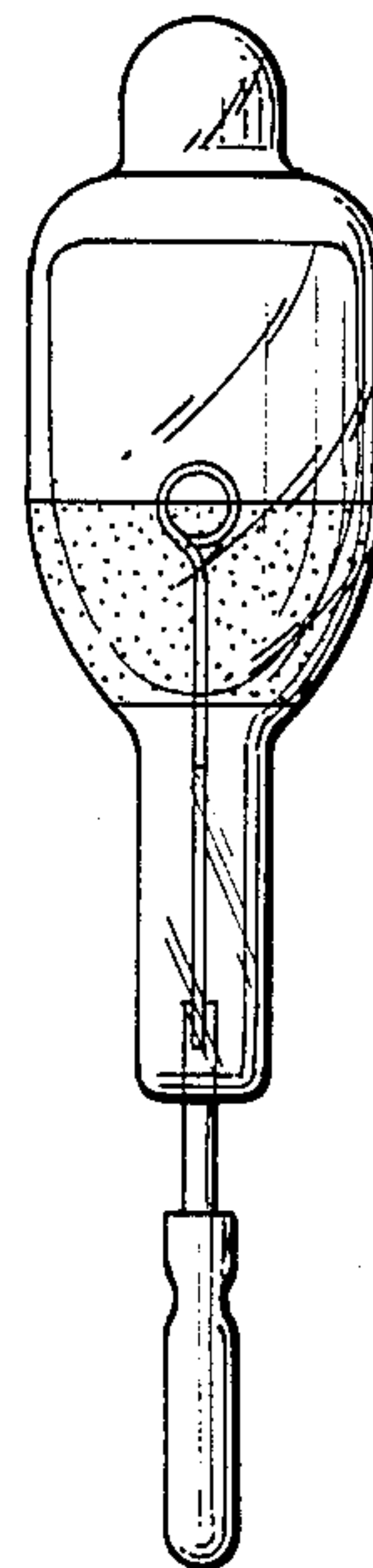
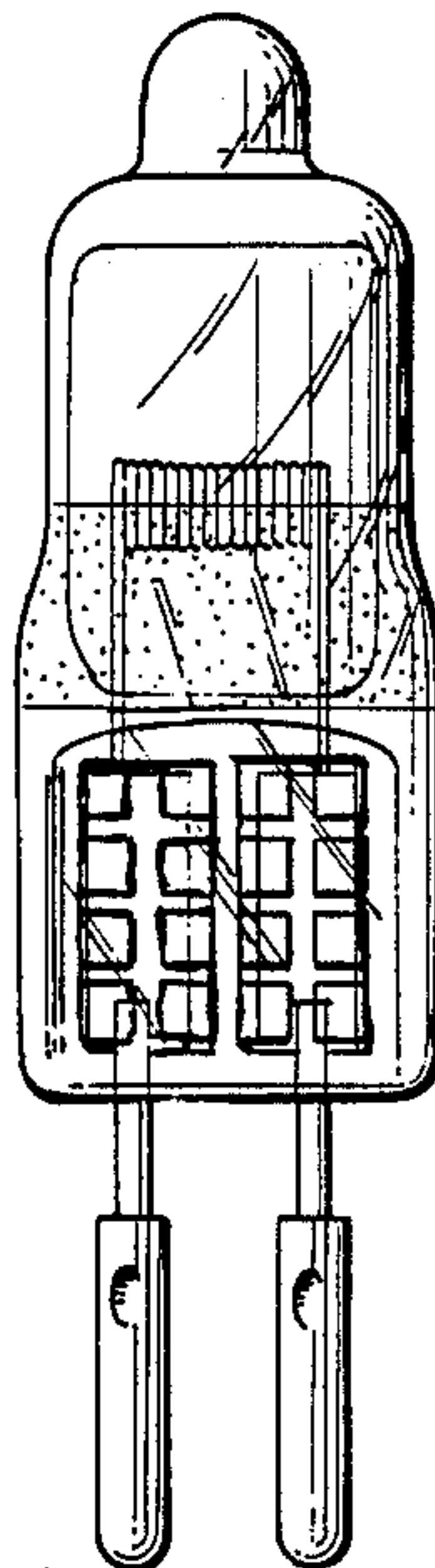
**DESCRIPTION**

FIG. 1 is a side elevational view of a partially frosted lamp showing our new design, the opposite side being a mirror image;

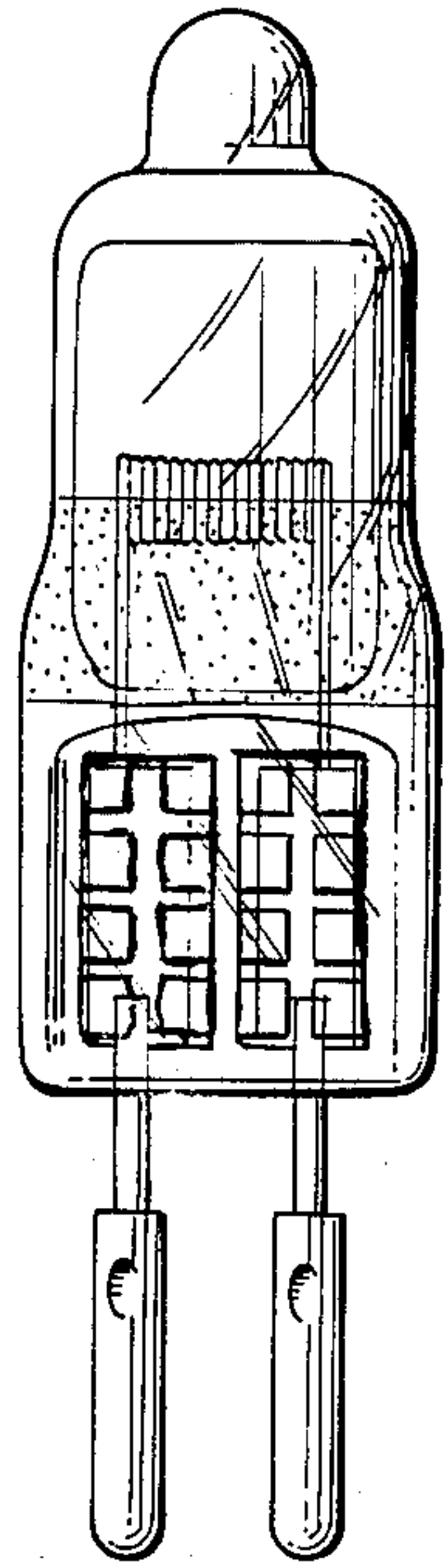
FIG. 2 is a front elevational view thereof, the rear being a mirror image;

FIG. 3 is a top plan view thereof; and

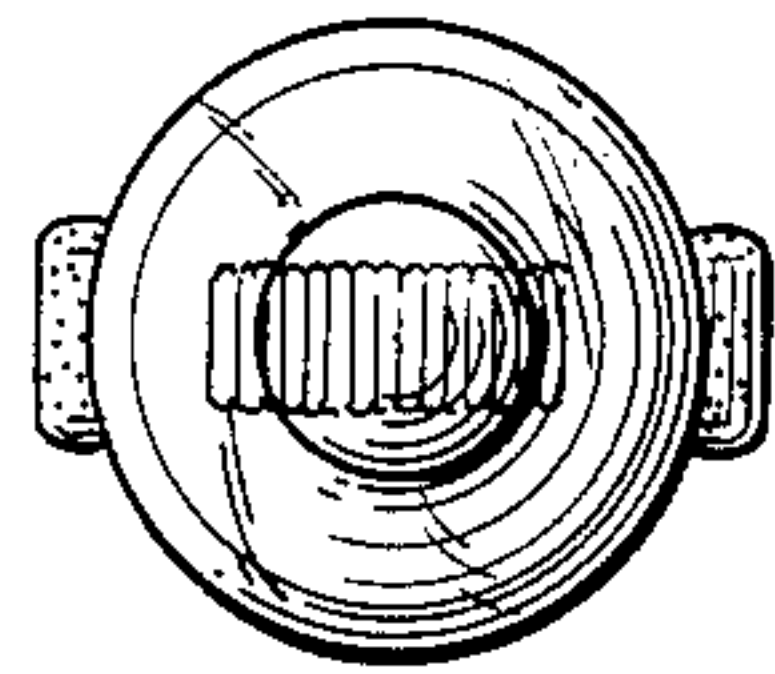
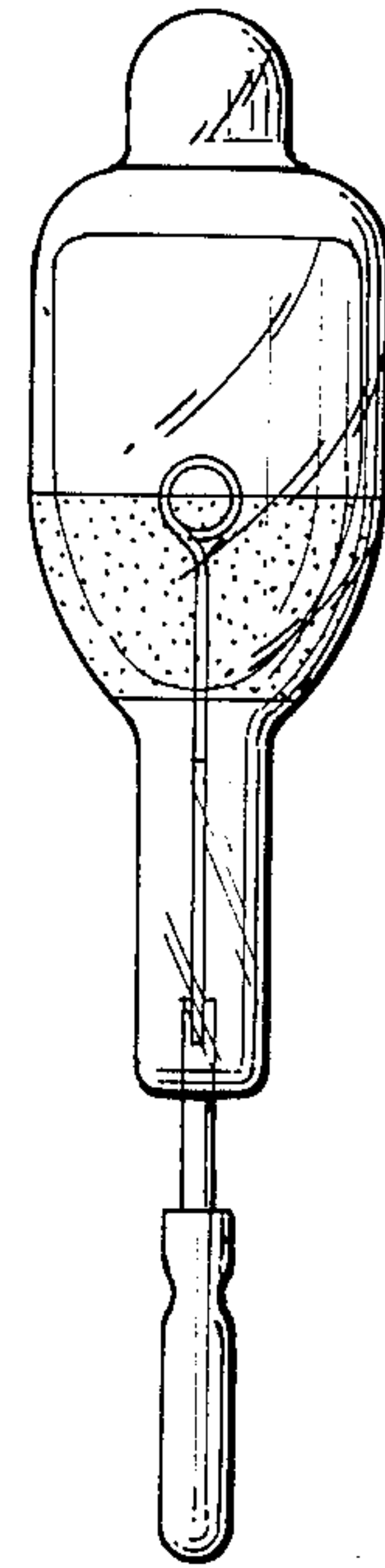
FIG. 4 is a bottom plan view thereof.



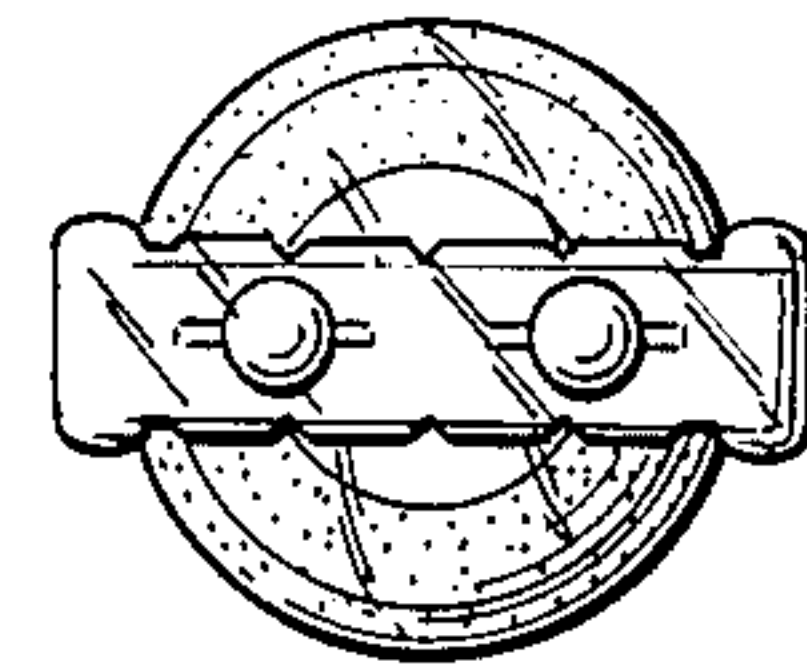
**FIG. 1**



**FIG. 2**



**FIG. 3**



**FIG. 4**