

[54] TELEPHONE VOICE TERMINATION BLOCK

[75] Inventor: Donald L. Gregson, Oxnard, Calif.

[73] Assignee: Harris Corporation, Melbourne, Fla.

[\*\*] Term: 14 Years

[21] Appl. No.: 844,994

[22] Filed: Mar. 14, 1986

[52] U.S. Cl. .... D14/240; D13/24; D13/40; 439/719

[58] Field of Search ..... D14/52; D13/24; 439/718, 709, 719; 379/397, 326, 327; 361/426

[56] References Cited

U.S. PATENT DOCUMENTS

D. 276,333	11/1984	Cupani	.....	D13/24
D. 276,606	12/1984	Neuwirth	.....	D13/24
2,224,902	12/1940	Currie et al.	.....	439/719 X
3,209,309	9/1965	Tannenbaum et al.	.....	439/709 X
3,564,485	2/1971	Cull et al.	.....	439/718
3,670,296	6/1972	MacKenzie, Jr.	.....	439/719 X
3,784,728	1/1974	DeBontoli et al.	.....	439/709 X
4,037,910	7/1977	Paluch	.....	439/719 X

4,273,966	6/1981	Briggs et al.	.....	439/709 X
4,313,039	1/1982	DeLuca	.....	379/327
4,417,781	11/1983	Johnston et al.	.....	439/719 X
4,536,052	8/1985	Baker et al.	.....	439/544
4,538,868	9/1985	Cruise et al.	.....	439/719 X
4,580,864	4/1986	Knickerbocker	.....	439/719 X
4,634,209	1/1987	Forberg et al.	.....	439/719 X
4,651,340	3/1987	Marson	.....	379/156
4,669,799	6/1987	Vachhani et al.	.....	439/719 X
4,701,135	10/1987	Volk et al.	.....	379/327 X

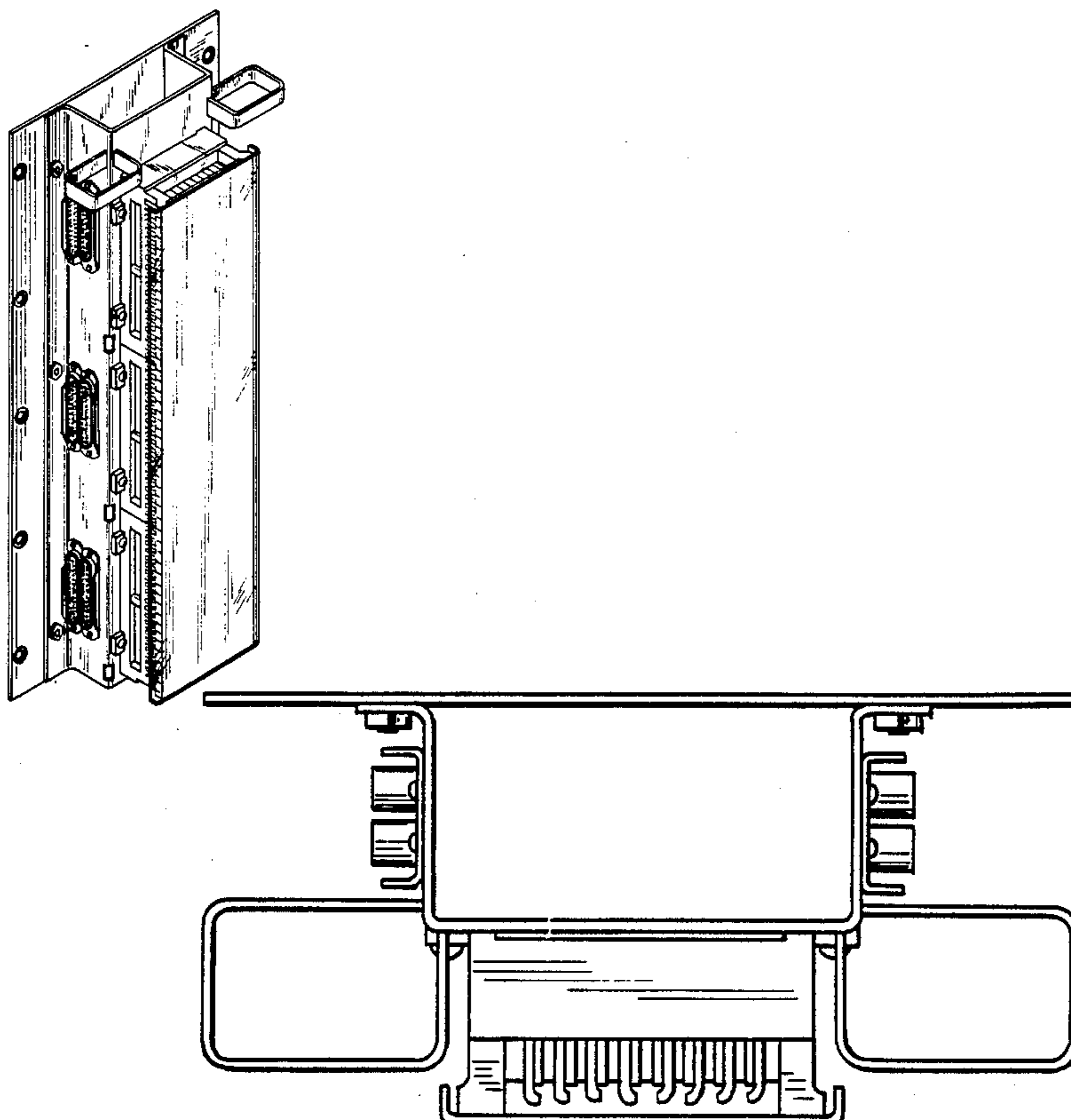
Primary Examiner—Horace B. Fay  
Attorney, Agent, or Firm—Harry M. Fleck

[57] CLAIM

The ornamental design for telephone voice termination block, as shown.

DESCRIPTION

FIG. 1 is a left side, top and front perspective view of a telephone voice termination block showing my new design;  
FIG. 2 is a front elevational view thereof;  
FIG. 3 is a right side elevational view thereof;  
FIG. 4 is a top plan view thereof; and  
FIG. 5 is a bottom plan view thereof.



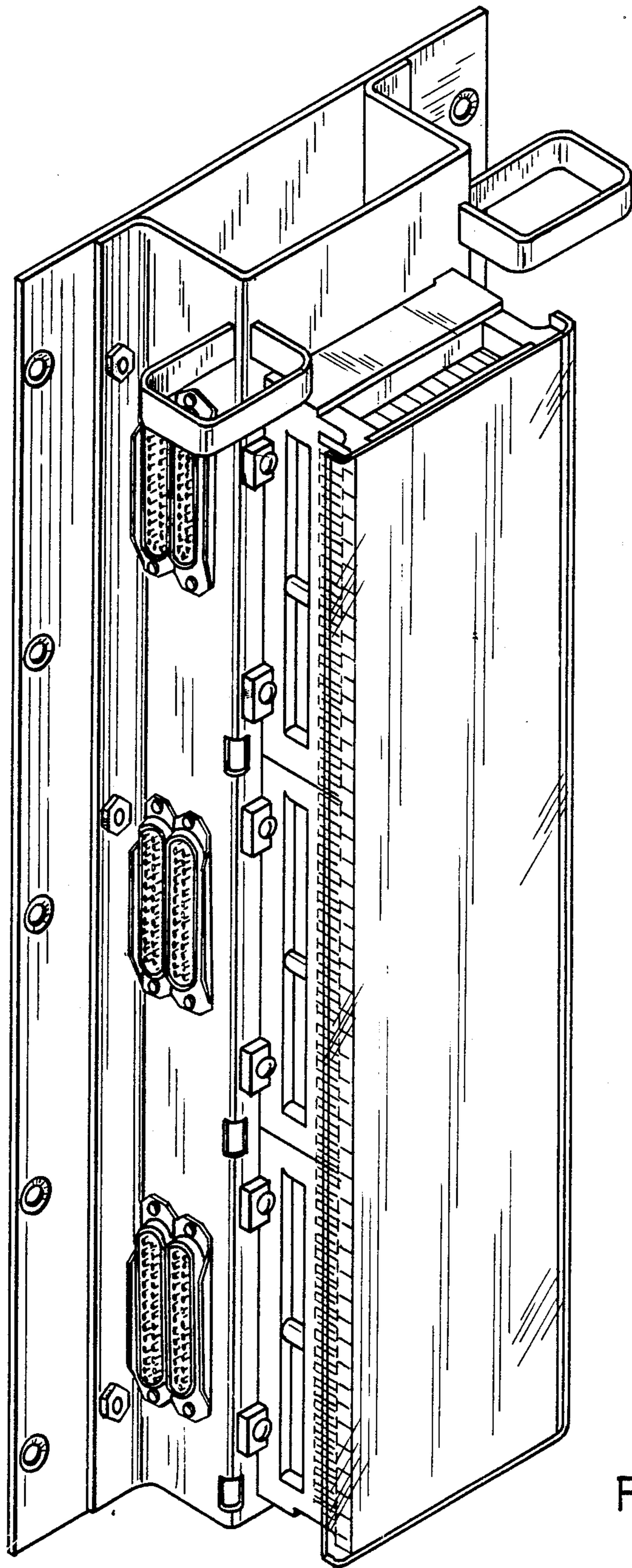


FIG. 1

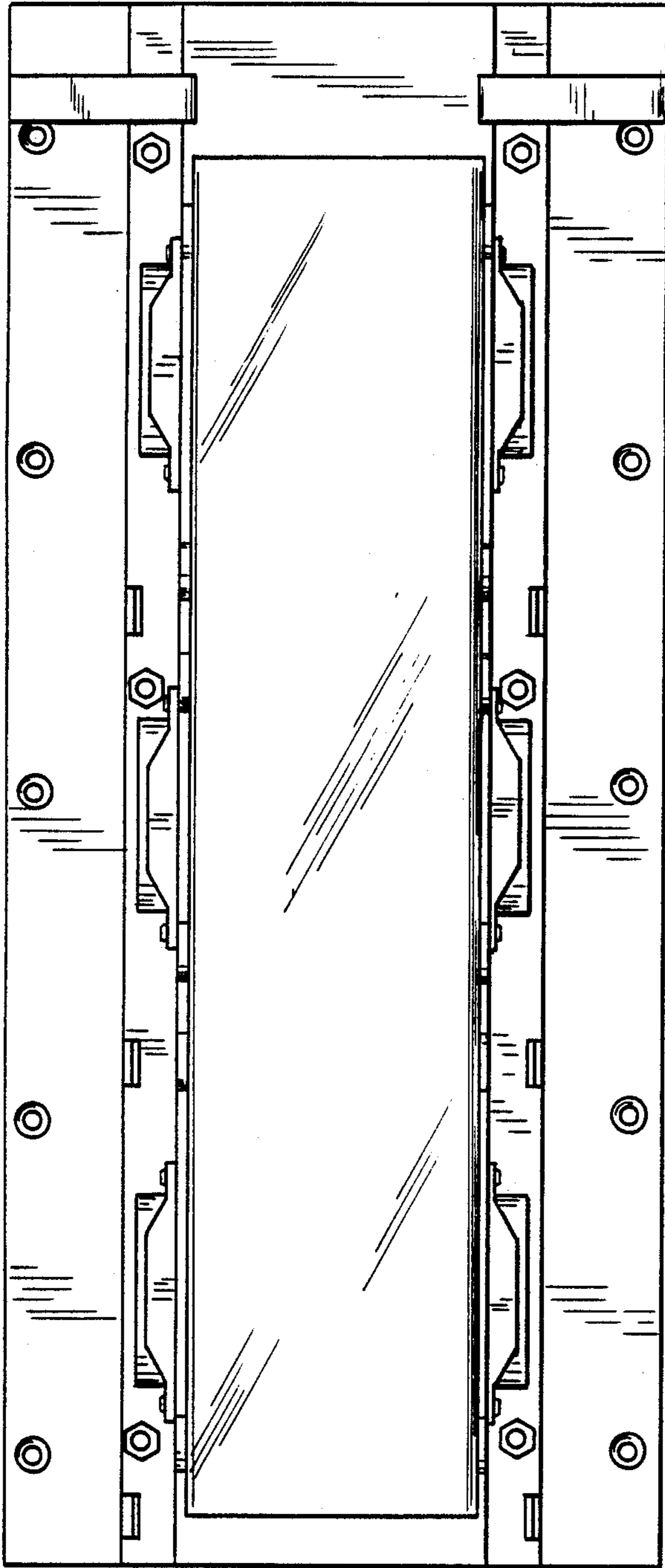


FIG. 2

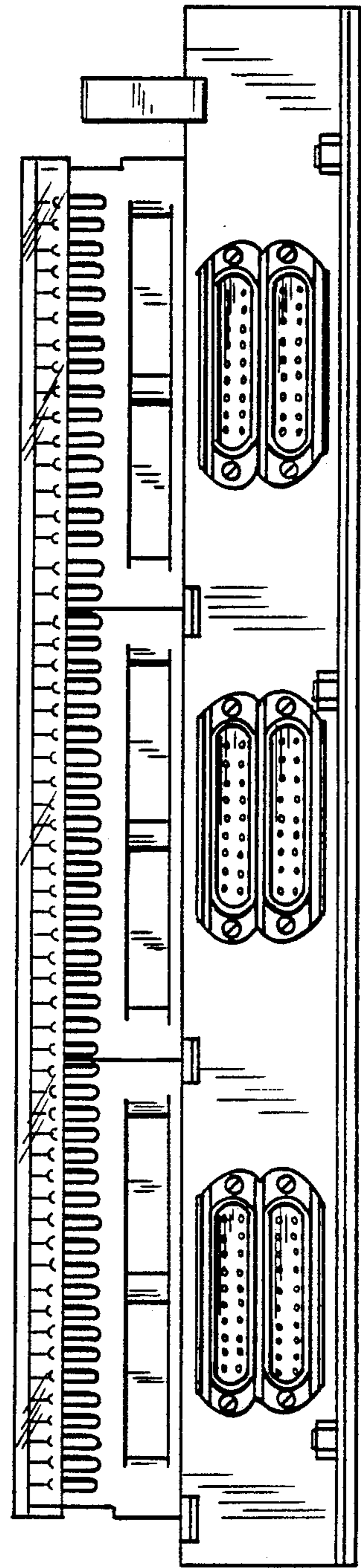


FIG. 3

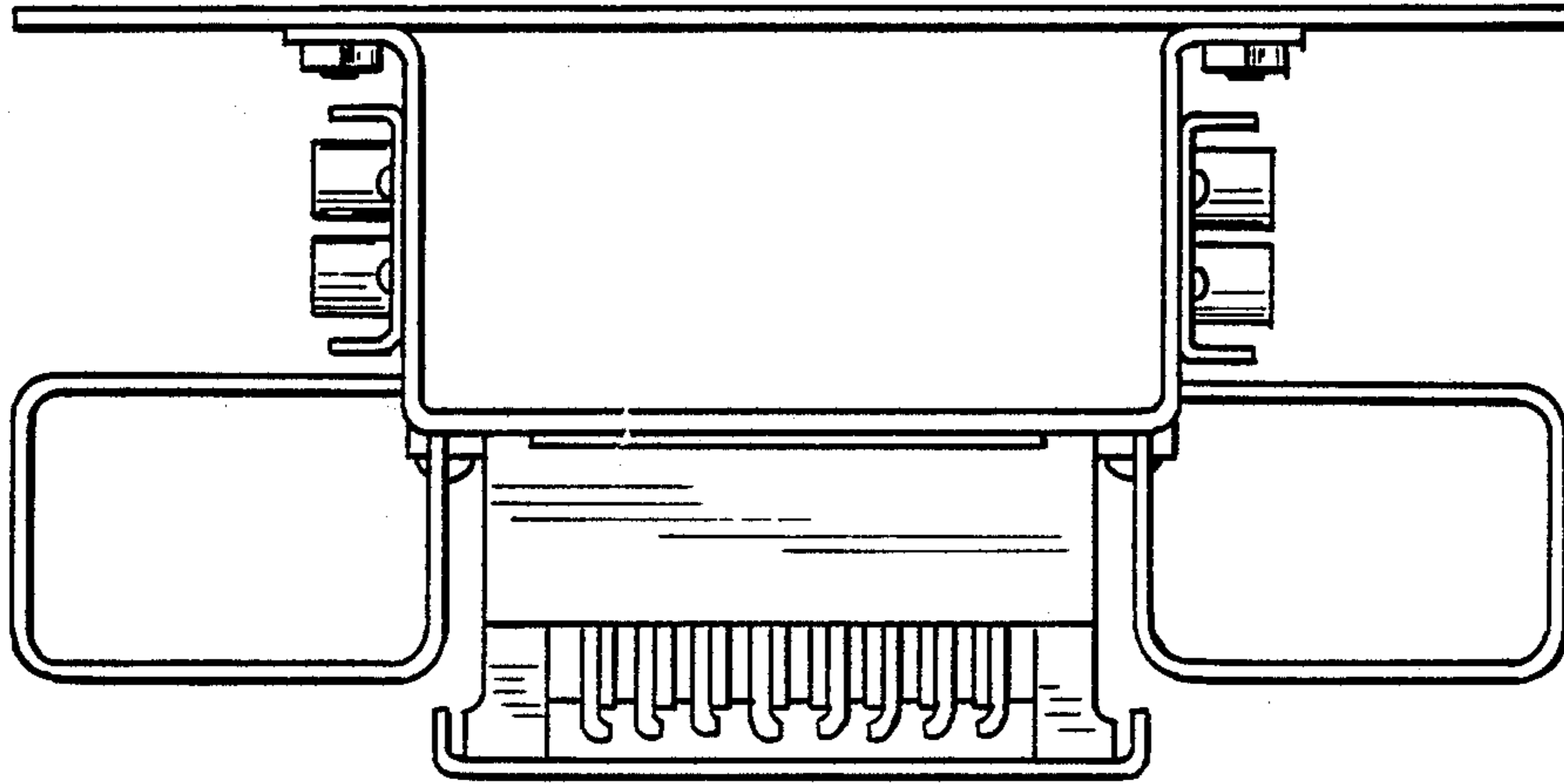


FIG. 4




FIG. 5