

[54] **MARKING INSTRUMENT**

[75] **Inventor:** Gerhard Möck, Kirchehrenbach,  
Fed. Rep. of Germany

[73] **Assignee:** Schwan-Stabilo Schwanhausser  
GmbH & Co., Nuremberg, Fed. Rep.  
of Germany

[\*\*] **Term:** 14 Years

[21] **Appl. No.:** 803,947

[22] **Filed:** Nov. 8, 1985

[30] **Foreign Application Priority Data**

Aug. 16, 1985 [DE] Fed. Rep. of Germany ..... MR VII  
213

[52] **U.S. Cl.** ..... D19/43; D19/48;  
D19/56

[58] **Field of Search** ..... D19/35, 36, 41-51,  
D19/54, 56; 401/202, 198, 199

[56] **References Cited**

**U.S. PATENT DOCUMENTS**

D. 260,272 8/1981 Horntrich ..... D19/57  
D. 268,501 4/1983 Kruckel et al. .... D19/56  
D. 268,935 5/1983 Horntrich ..... D19/56  
D. 271,889 12/1983 Kruckel et al. .... D19/57

*Primary Examiner*—Melvin B. Feifer

[57] **CLAIM**

The ornamental design for a marking instrument, as shown and described.

**DESCRIPTION**

FIG. 1 is an exploded perspective view of a marking instrument showing my new design;  
FIG. 2 is a front view with the cap affixed.  
FIG. 3 is a right side view,  
FIG. 4 is a left side view,  
FIG. 5 is a rear view,  
FIG. 6 is a top view and  
FIG. 7 is a bottom view.

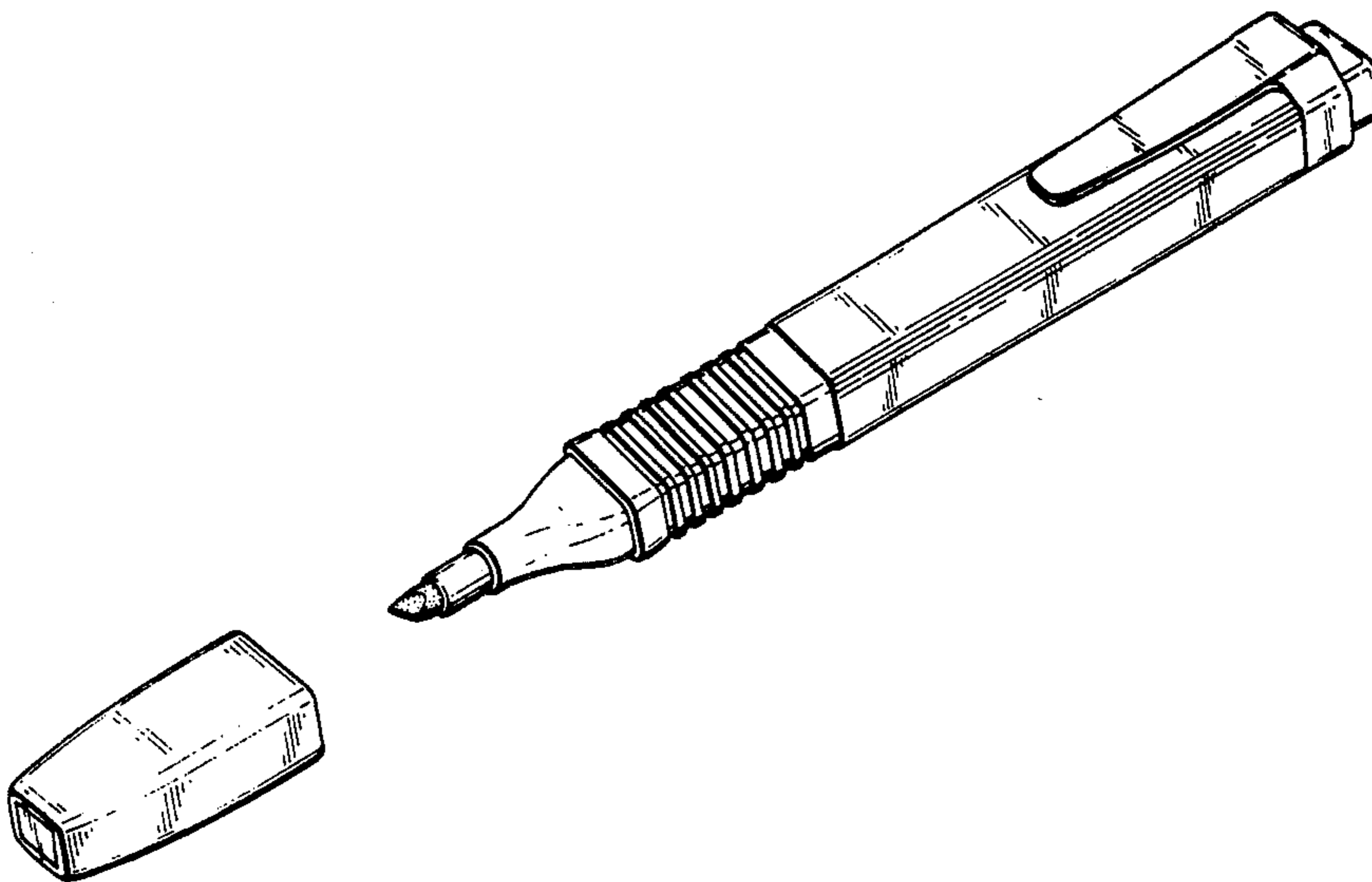


Fig. 1

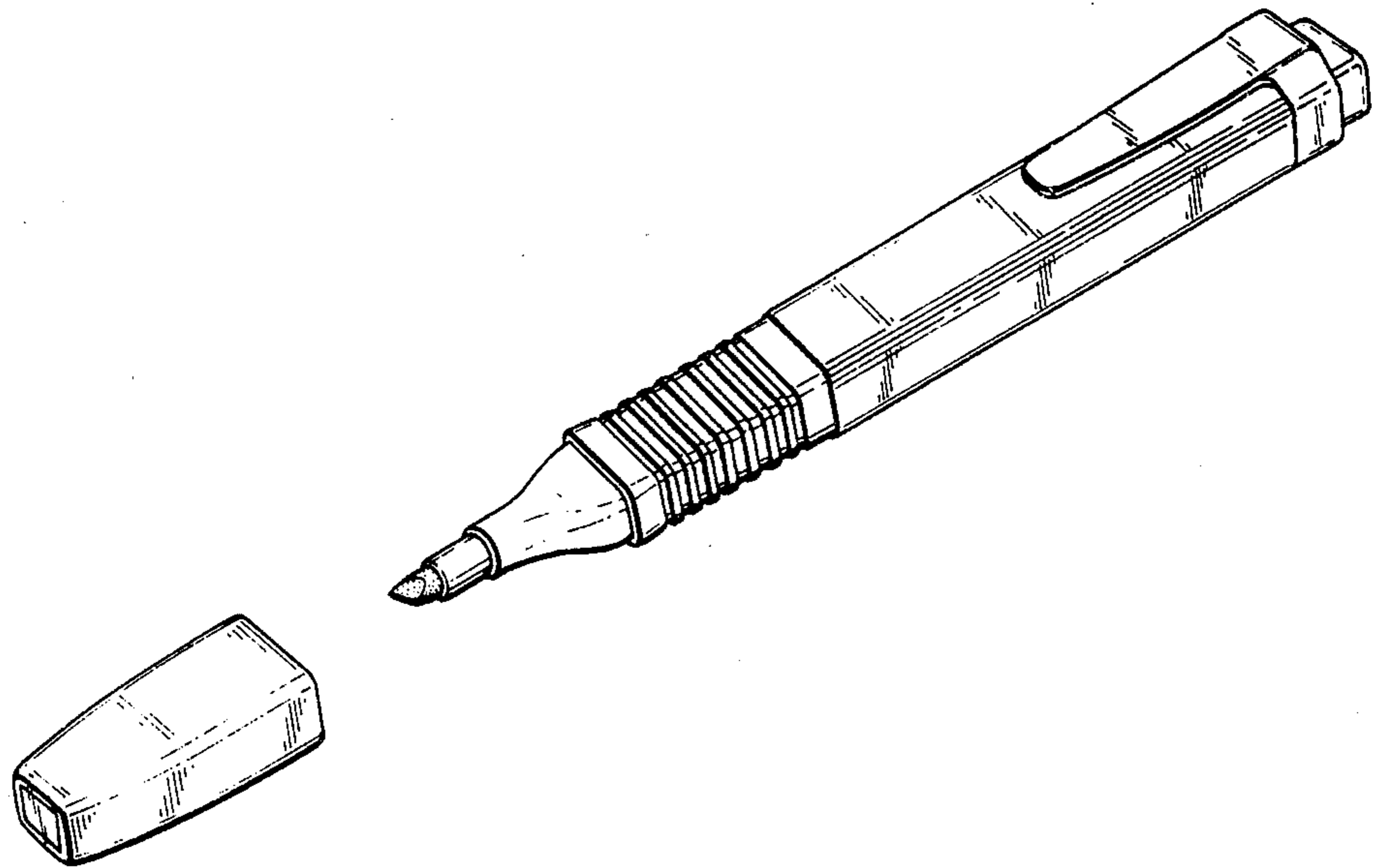


Fig. 6



Fig. 3

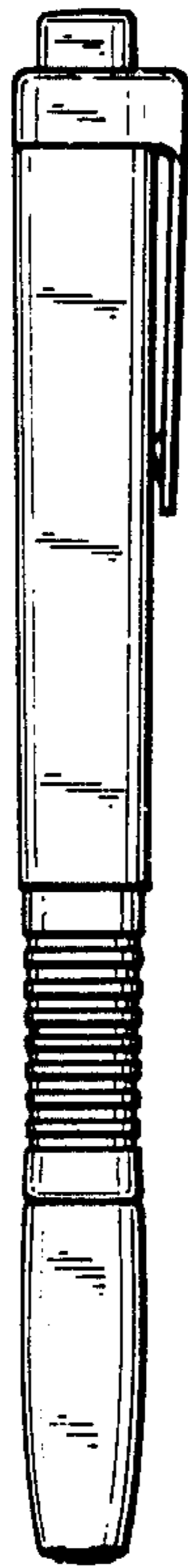


Fig. 2

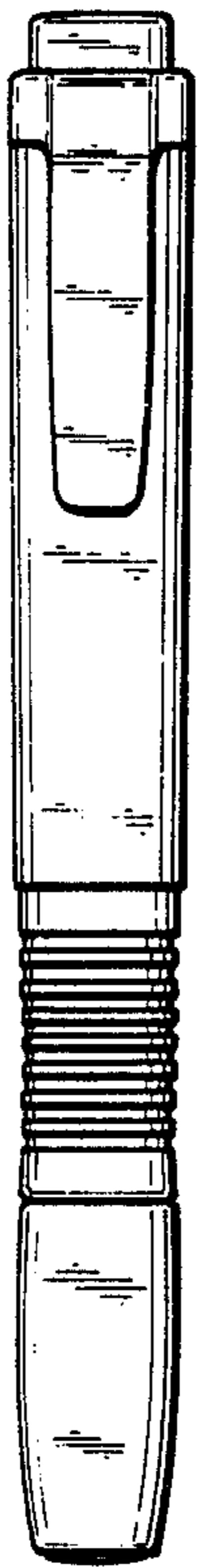


Fig. 4

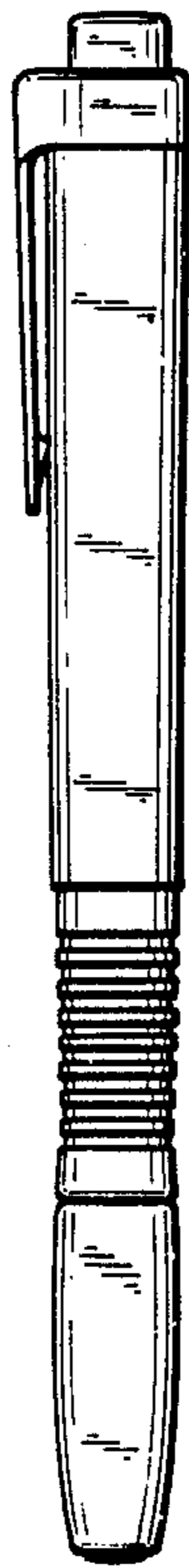


Fig. 5




Fig. 7

