

**United States Patent** [19]  
**Yang**

[11] **Patent Number: Des. 299,452**

[45] **Date of Patent: \*\* Jan. 17, 1989**

[54] **VIDEO CASSETTE RECORDER**

[75] **Inventor: Doo S. Yang, Seoul, Rep. of Korea**

[73] **Assignee: Gold Star Co., Ltd., Seoul, Rep. of Korea**

[\*\*] **Term: 14 Years**

[21] **Appl. No.: 872,469**

[22] **Filed: Jun. 9, 1986**

[30] **Foreign Application Priority Data**

Dec. 10, 1985 [KR] Rep. of Korea ..... 17460/1985

[52] **U.S. Cl. .... D14/135**

[58] **Field of Search ..... D14/1, 2, 3, 5, 6, 68, D14/70, 71, 72, 75, 99; 369/77.1, 77.2**

[56] **References Cited**

**U.S. PATENT DOCUMENTS**

D. 275,668 9/1984 Erber et al. .... D14/1

D. 289,154 4/1987 Kawamoto et al. .... D14/1

D. 289,947 5/1987 Katou et al. .... D14/1 X

D. 290,000 5/1987 Yamamoto et al. .... D14/1

4,467,466 8/1984 Hughes ..... 369/77.2

*Primary Examiner*—Bernard Ansher

*Assistant Examiner*—Theodore M. Shooman

*Attorney, Agent, or Firm*—Birch, Stewart, Kolasch & Birch

[57] **CLAIM**

The ornamental design for a video cassette recorder, as shown.

**DESCRIPTION**

FIG. 1 is a top, front and right side perspective view of a video cassette recorder showing my new design.

FIG. 2 is a top plan view thereof;

FIG. 3 is a front elevational view thereof;

FIG. 4 is a bottom plan view thereof;

FIG. 5 is a rear elevational view thereof;

FIG. 6 is a right side elevational view thereof; and

FIG. 7 is a left side elevational view thereof.




FIG. 1




FIG. 2

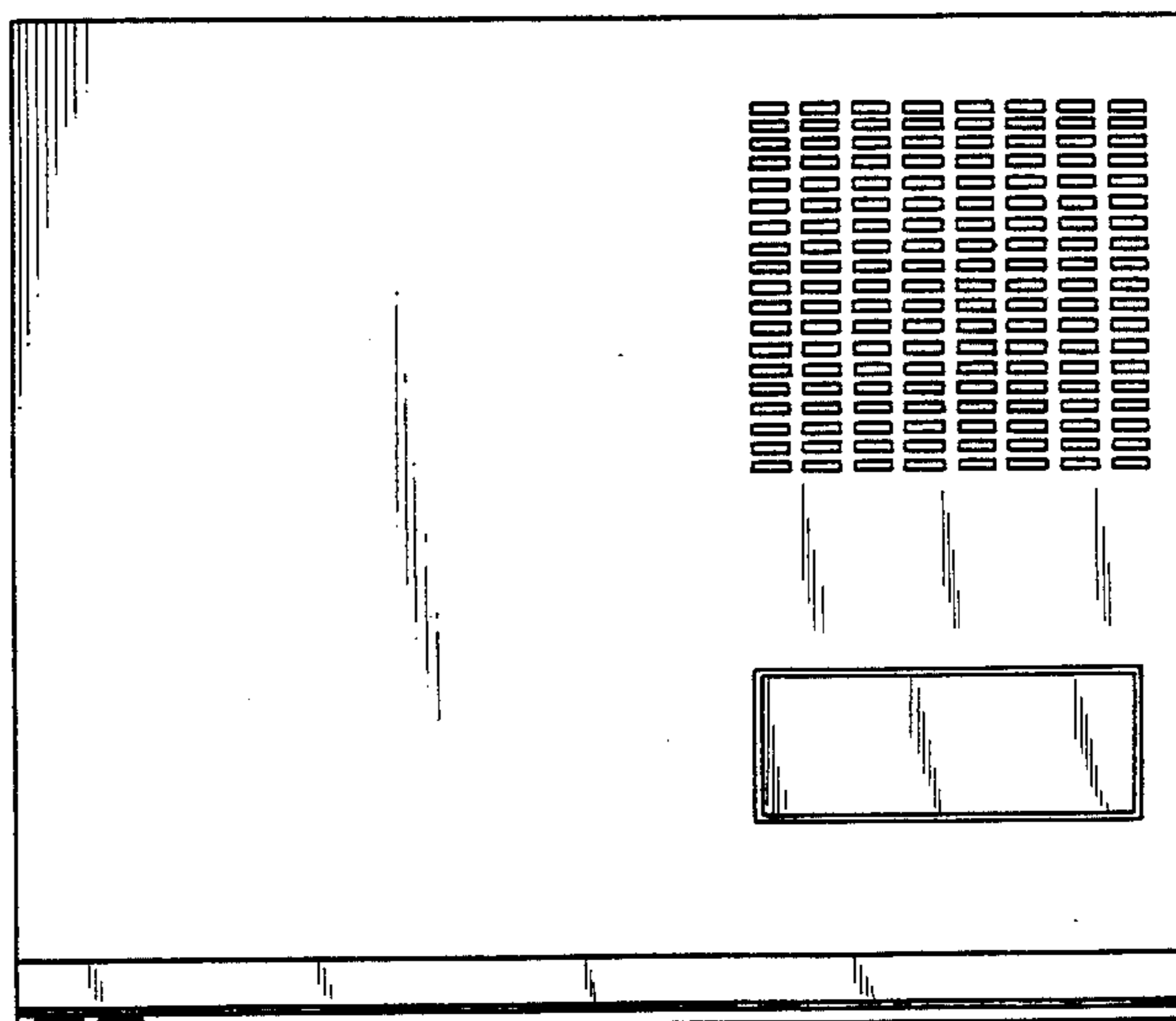


FIG. 3

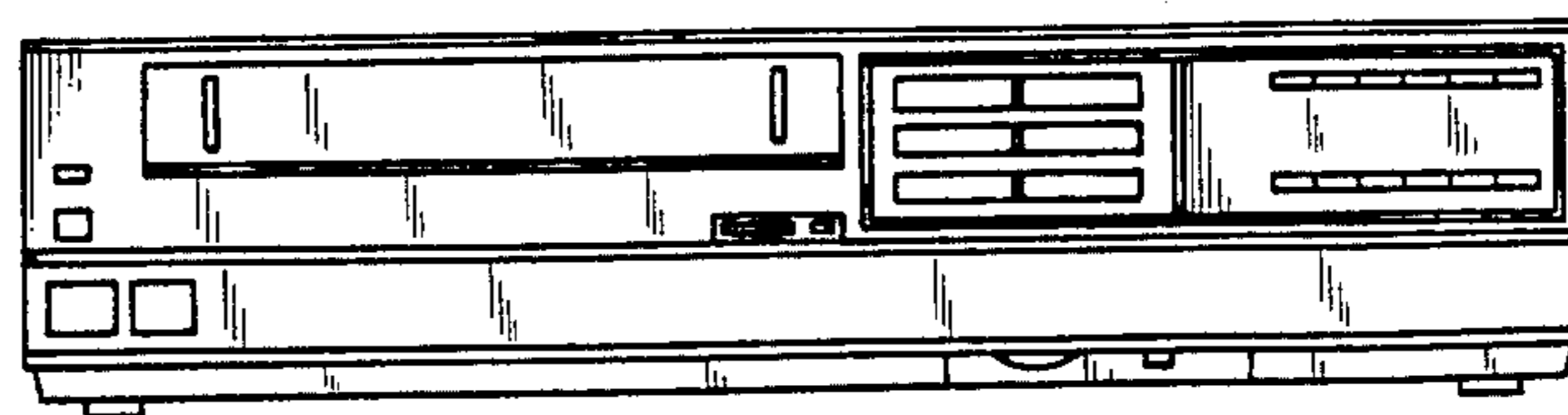


FIG. 4

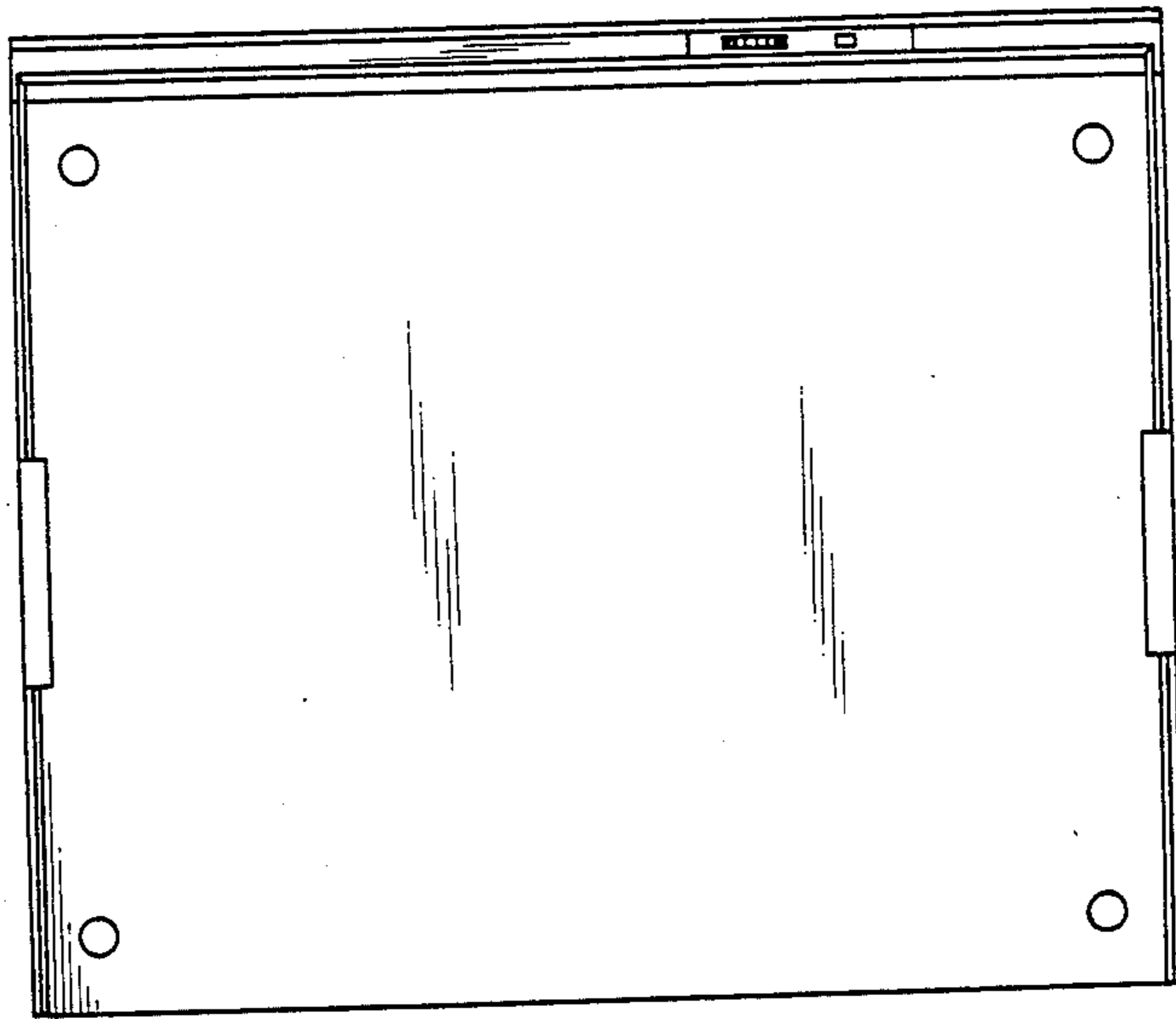


FIG. 5

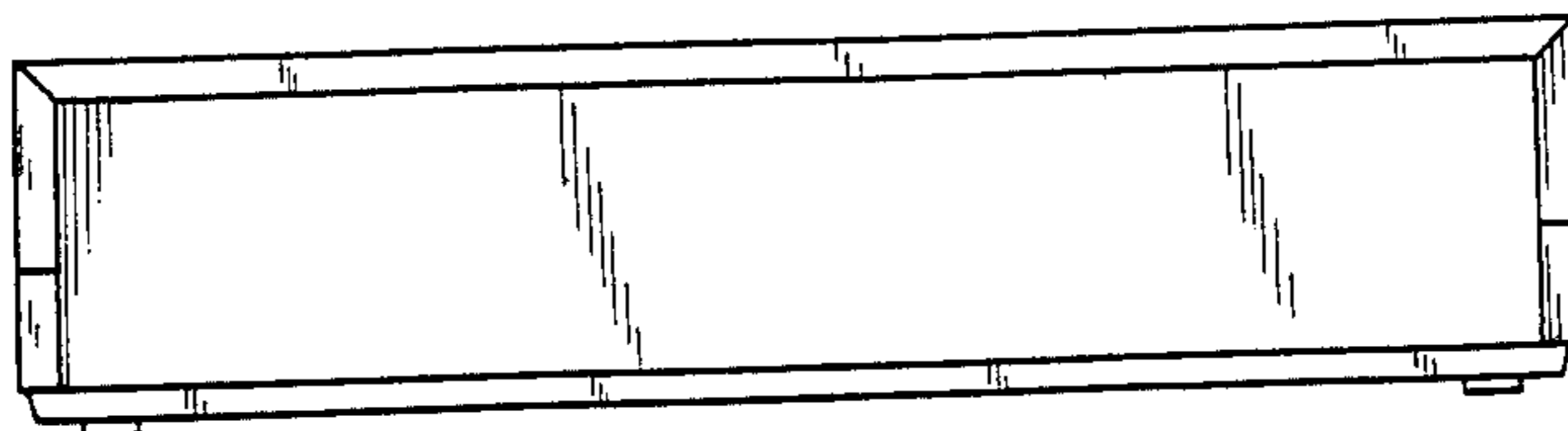


FIG. 6

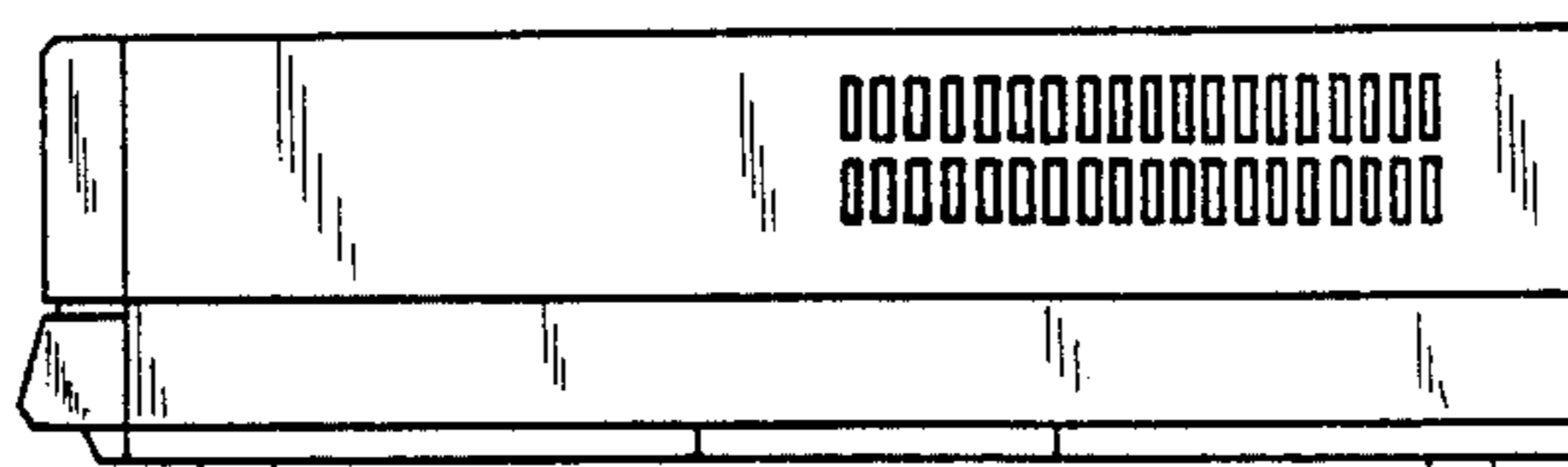


FIG. 7

