

[54] VASE OR SIMILAR ARTICLE

[75] Inventor: Chung S. Lee, Taipei, Taiwan
[73] Assignee: Three-Ply Company, Ltd., Taiwan
[**] Term: 14 Years
[21] Appl. No.: 118,809
[22] Filed: Nov. 9, 1987
[52] U.S. Cl. D11/153; D7/28;
D11/145

[58] Field of Search D11/143, 145, 152-154;
D30/101; D7/23, 13, 28; 206/423; 47/41, 66,
72; 428/35; D26/9

[56] References Cited

U.S. PATENT DOCUMENTS

| | | | | |
|------------|--------|---------------|-------|---------|
| D. 214,578 | 7/1969 | Yutzey | | D7/13 |
| D. 268,444 | 3/1983 | Young | | D11/145 |
| D. 280,242 | 8/1985 | Burket et al. | | D26/9 |
| D. 289,355 | 4/1987 | Paulides | | D11/145 |
| D. 291,426 | 8/1987 | Husbands | | D11/145 |

OTHER PUBLICATIONS

Gifts & Decorative Accessories; 7/1985; p. 99; Sphere Lamp (upper center).
Reikes Crisa cat.; ©1980; p. 22; 5003, Bubble Ball (top row).

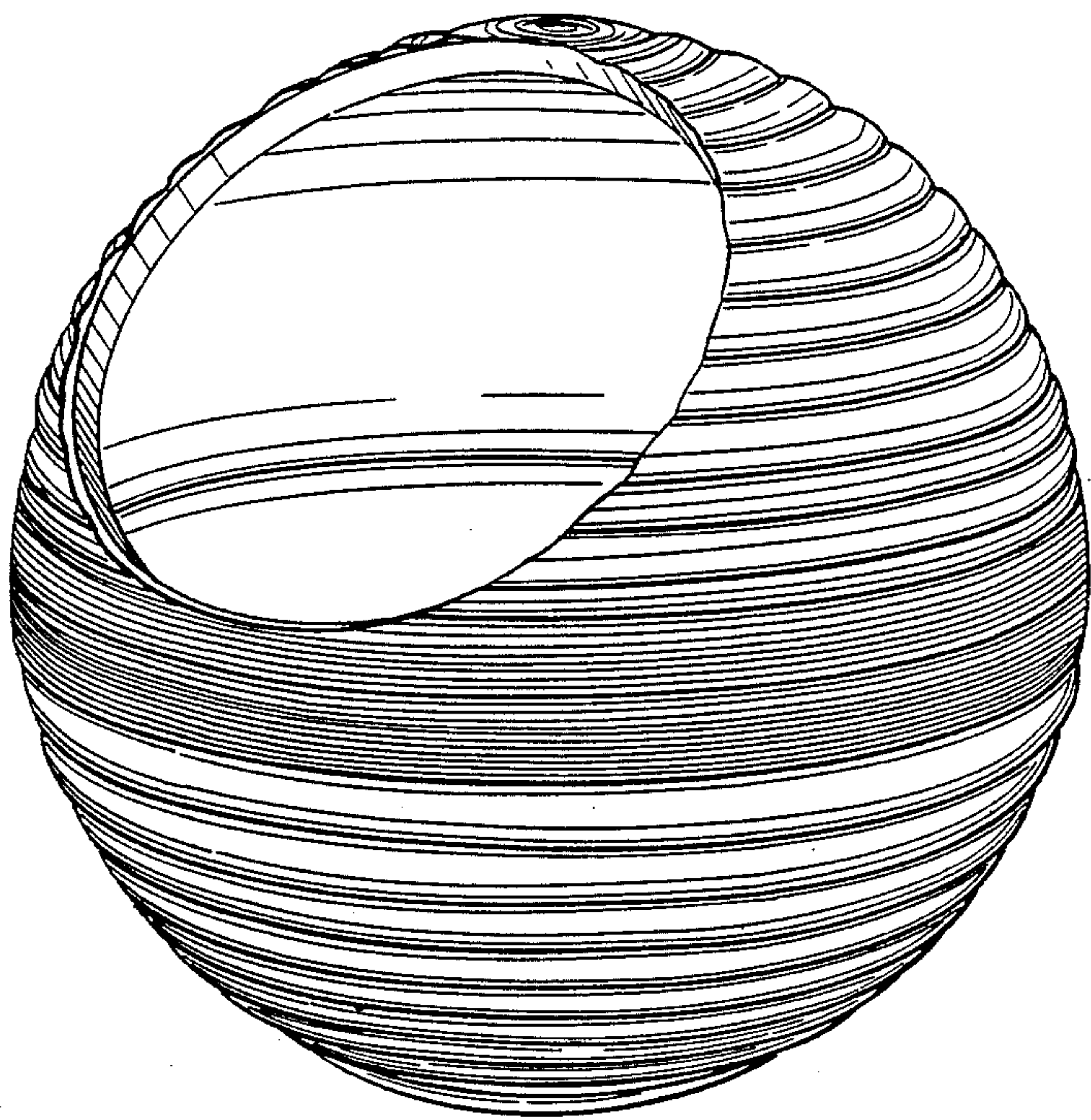
Primary Examiner—B. J. Bullock
Attorney, Agent, or Firm—Darby & Darby

[57] CLAIM

The ornamental design for a vase or similar article, as shown and described.

DESCRIPTION

FIG. 1 is a front elevational view of a vase or similar article showing my new design;
FIG. 2 is a rear elevational view thereof;
FIG. 3 is a left side elevational view thereof;
FIG. 4 is a right side elevational view thereof;
FIG. 5 is a top plan view thereof;
FIG. 6 is a bottom plan thereof; and
FIG. 7 is a perspective view thereof.



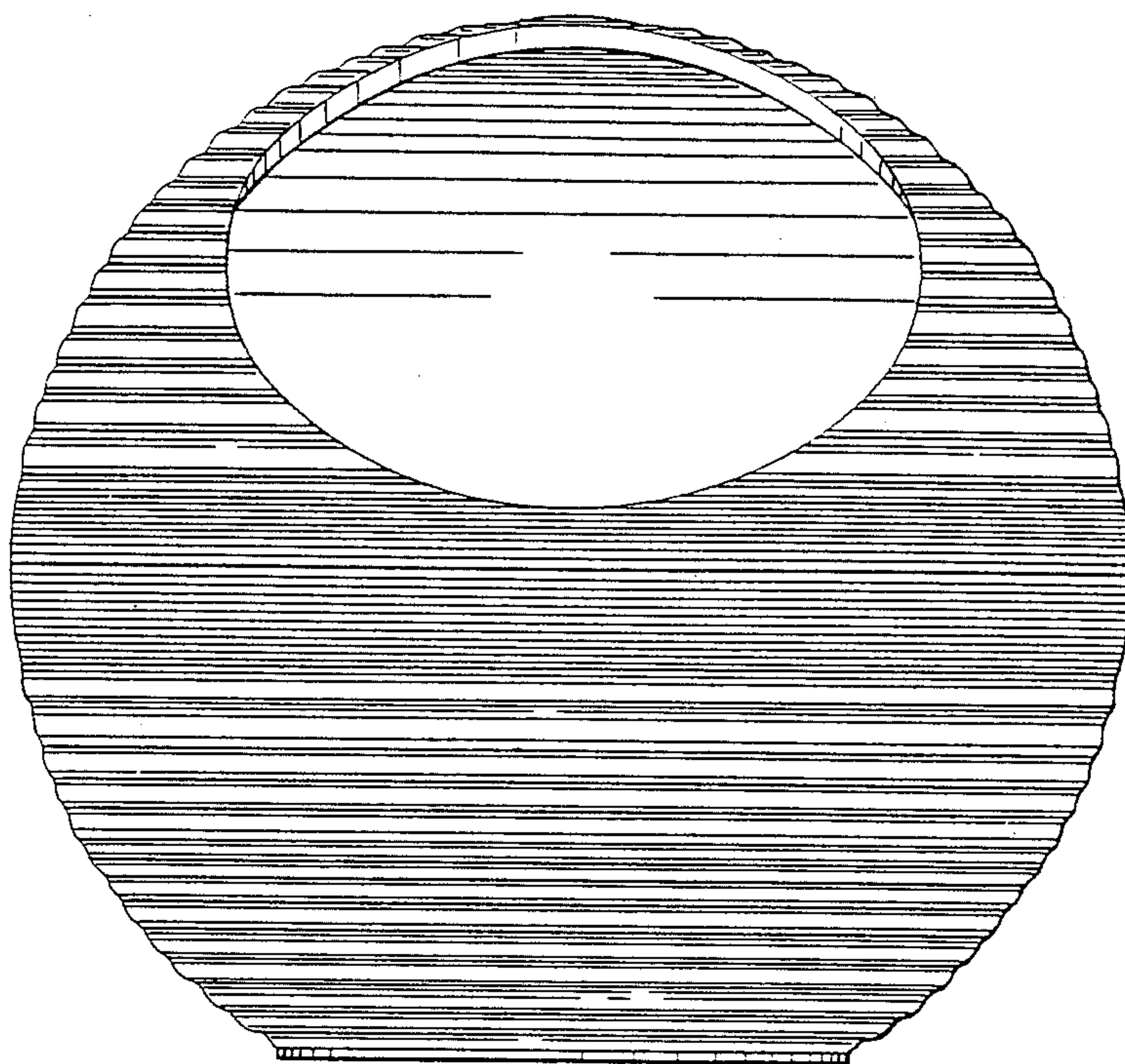


FIG. 1




FIG. 2



FIG. 3




FIG. 4

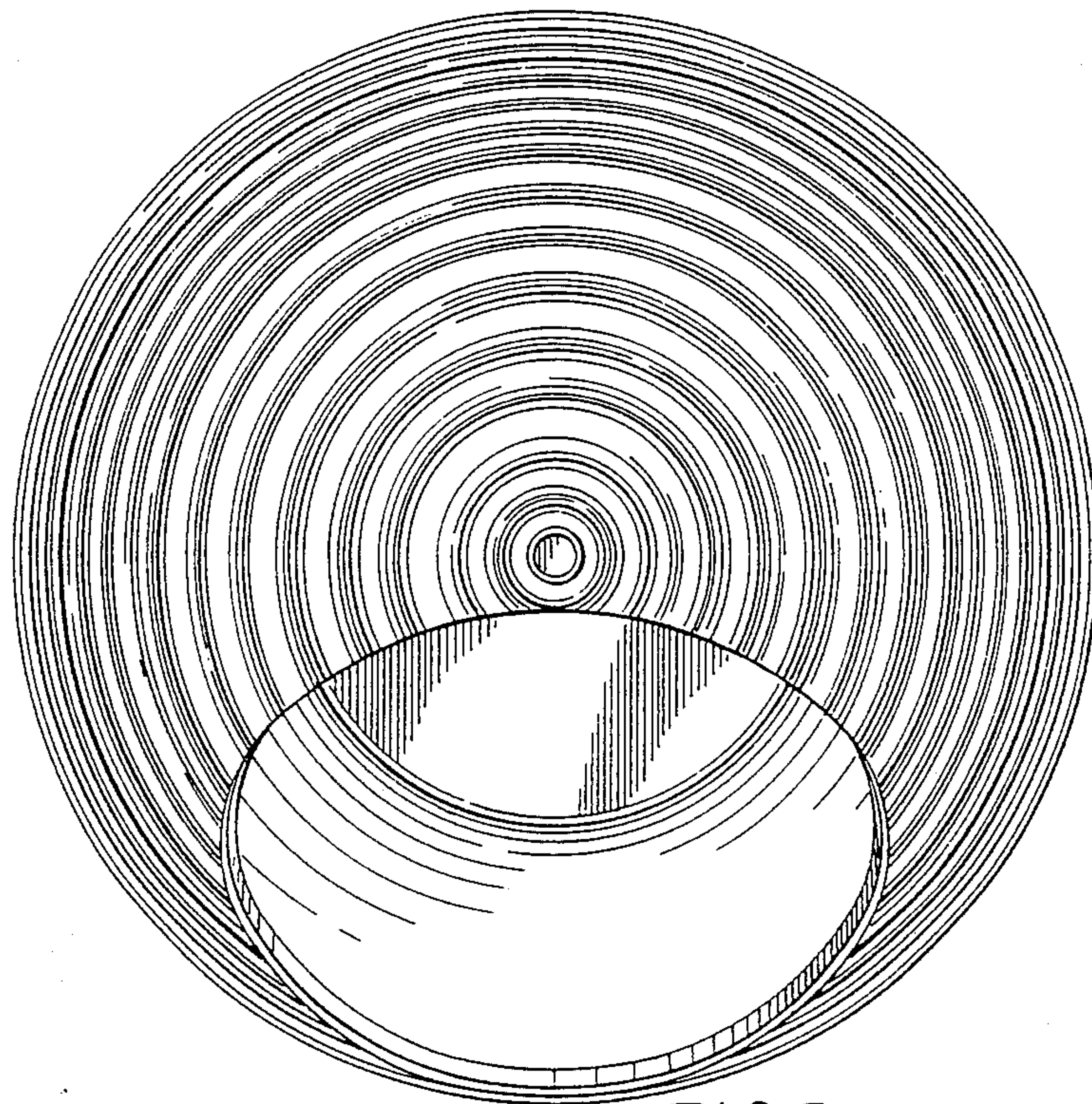


FIG. 5




FIG. 6

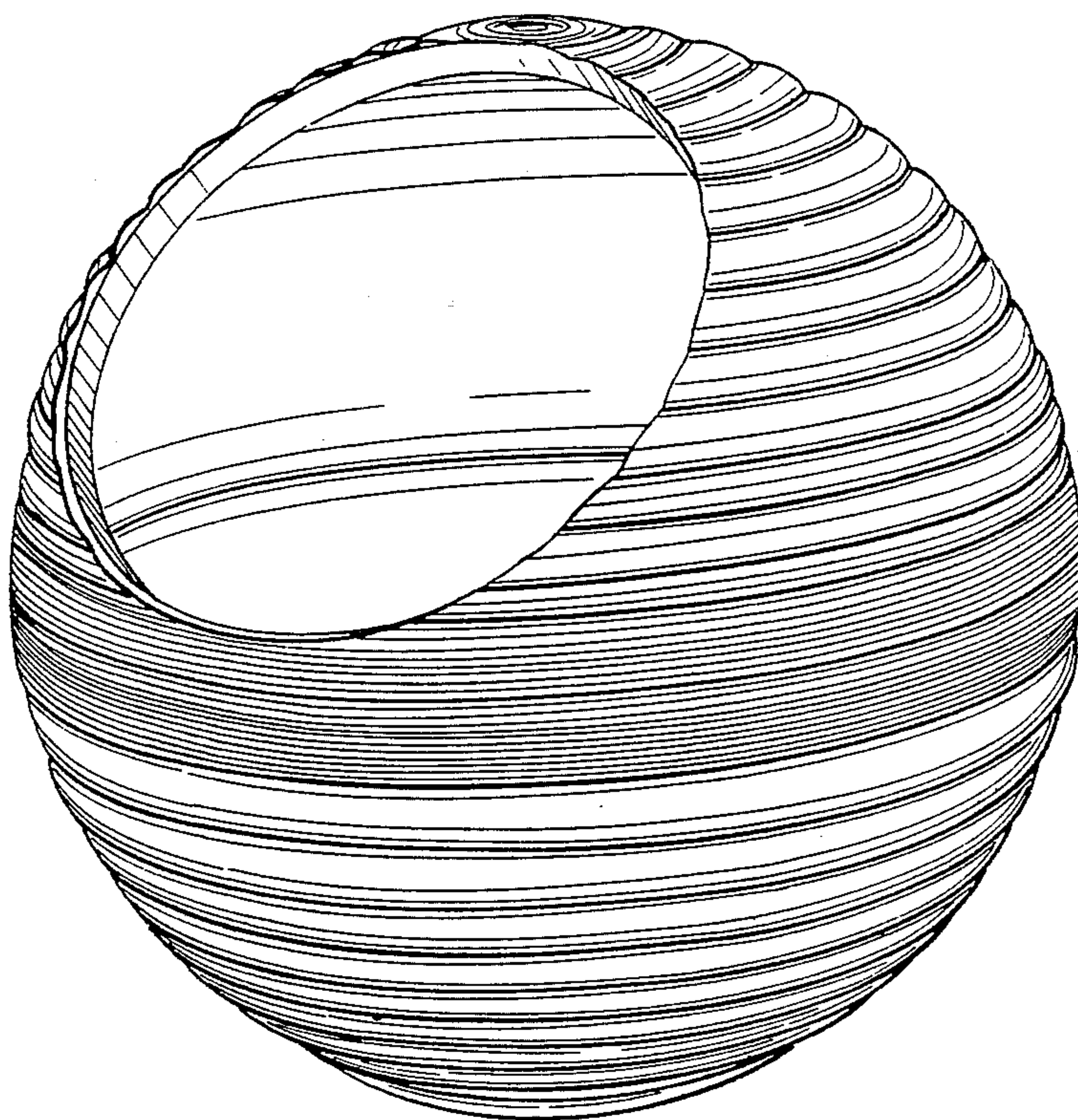


FIG.7