

[54] **CLOSURE CLIP UNIT**
[75] **Inventor: Charles E. Burford, Dallas, Tex.**
[73] **Assignee: Burford Corp., Maysville, Okla.**
[**] **Term: 14 Years**
[21] **Appl. No.: 803,924**
[22] **Filed: Nov. 7, 1985**
[52] **U.S. Cl. D9/435**
[58] **Field of Search D9/435; 83/21, 23, 56, 83/52, 176**

4,341,303 7/1982 Britt .

FOREIGN PATENT DOCUMENTS

747099 11/1966 Canada .
883771 12/1961 United Kingdom .

Primary Examiner—Bruce W. Dunkins
Attorney, Agent, or Firm—Crutsinger & Booth

[57] **CLAIM**

The ornamental design for a closure clip unit, as shown and described.

DESCRIPTION

FIG. 1 is a top plan view of a closure clip unit showing my new design, the bottom plan view being a mirror image thereof;

FIG. 2 is a front elevational view;

FIG. 3 is a rear elevational view; and,

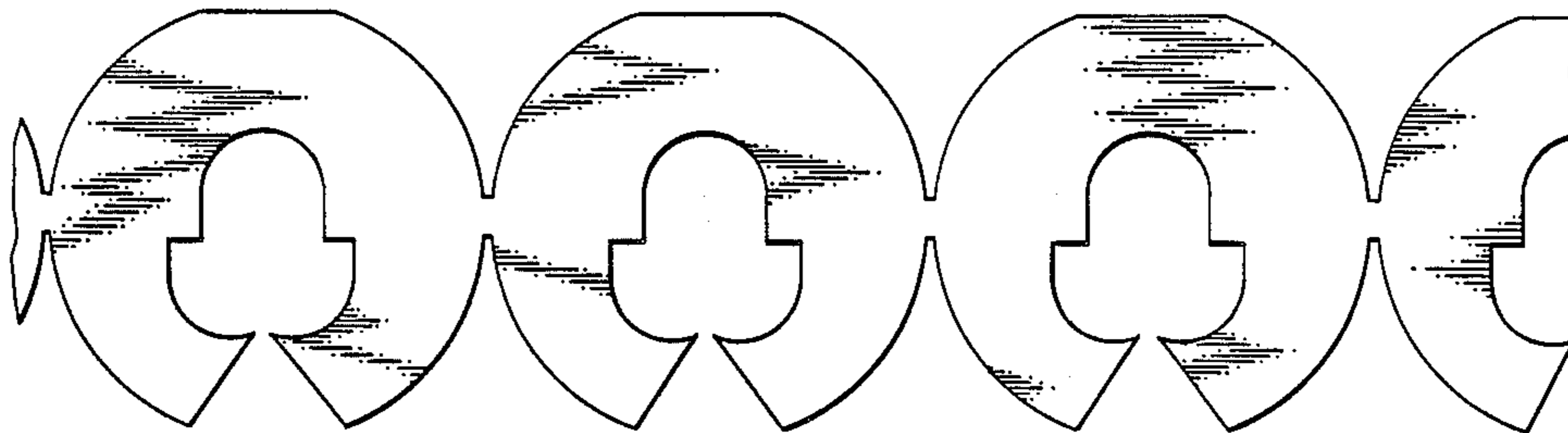
FIG. 4 is a right side elevational view, the left side being a mirror image thereof.

The closure clip unit is shown broken away at the ends to indicate indeterminate length.

[56] **References Cited**

U.S. PATENT DOCUMENTS

D. 228,630 10/1973 Brown D9/435 X
3,021,654 2/1962 Harris .
3,067,534 12/1962 Paxton .
3,164,250 1/1965 Paxton .
3,270,874 9/1966 Hilton .
3,983,681 10/1976 Britt .
4,026,413 5/1977 Britt .
4,215,606 8/1980 Britt .



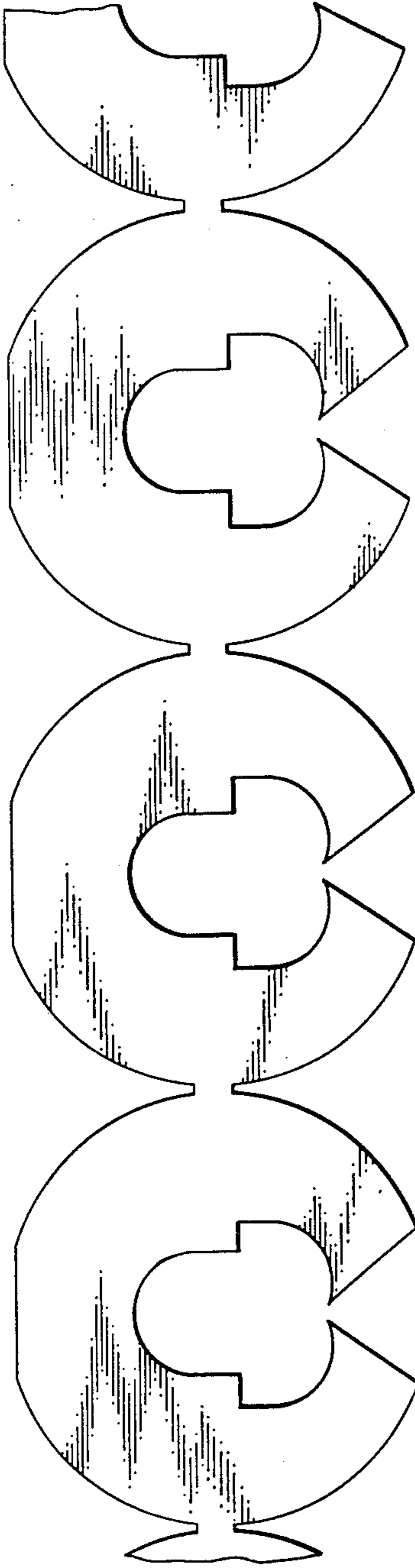


FIG. 1



FIG. 2



FIG. 3




FIG. 4