

- [54] **MAGNETIC-MOUNT PAPER TOWEL HOLDER**
- [75] **Inventor: Stephen T. Meyer, Carmel, Ind.**
- [73] **Assignee: Deflecto Corporation, Indianapolis, Ind.**
- [\*\*] **Term: 14 Years**
- [21] **Appl. No.: 939,013**
- [22] **Filed: Dec. 8, 1986**
- [52] **U.S. Cl. .... D6/522**
- [58] **Field of Search ..... D6/512, 515, 518, 522-523; 242/55.2; 312/39; 211/DIG. 1**

- [56] **References Cited**
- U.S. PATENT DOCUMENTS**
- |            |        |                  |          |
|------------|--------|------------------|----------|
| D. 239,347 | 3/1976 | Vrignaud .....   | D6/523   |
| 4,097,002  | 6/1978 | Krueger .....    | 242/55.2 |
| 4,105,168  | 8/1978 | Rutherford ..... | 242/55.2 |

- |           |        |               |          |
|-----------|--------|---------------|----------|
| 4,452,403 | 6/1984 | Arronte ..... | 242/55.2 |
| 4,600,162 | 7/1986 | Hidle .....   | 242/55.2 |

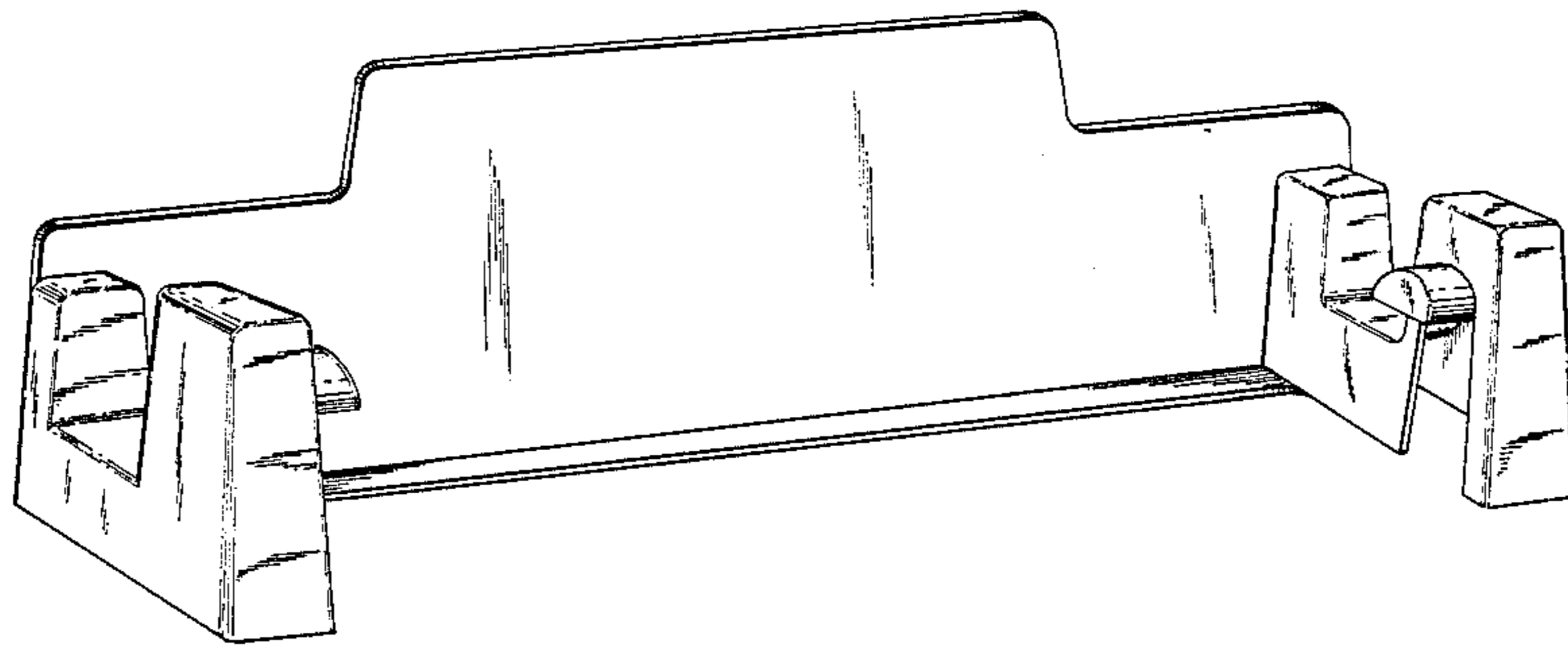
*Primary Examiner*—Wallace R. Burke  
*Assistant Examiner*—Brian N. Vinson  
*Attorney, Agent, or Firm*—Woodard, Emhardt, Naughton, Moriarty & McNett

[57] **CLAIM**

The ornamental design for a magnetic-mount paper towel holder, as shown and described.

**DESCRIPTION**

FIG. 1 is a front elevational view of a magnetic-mount paper towel holder showing my new design; FIG. 2 is a top plan view thereof; FIG. 3 is a bottom plan view thereof; FIG. 4 is a rear elevational view thereof; FIG. 5 is a left side elevational view thereof, the right side being a mirror image; and FIG. 6 is a top perspective view thereof.






Fig.3




Fig.1




Fig.2

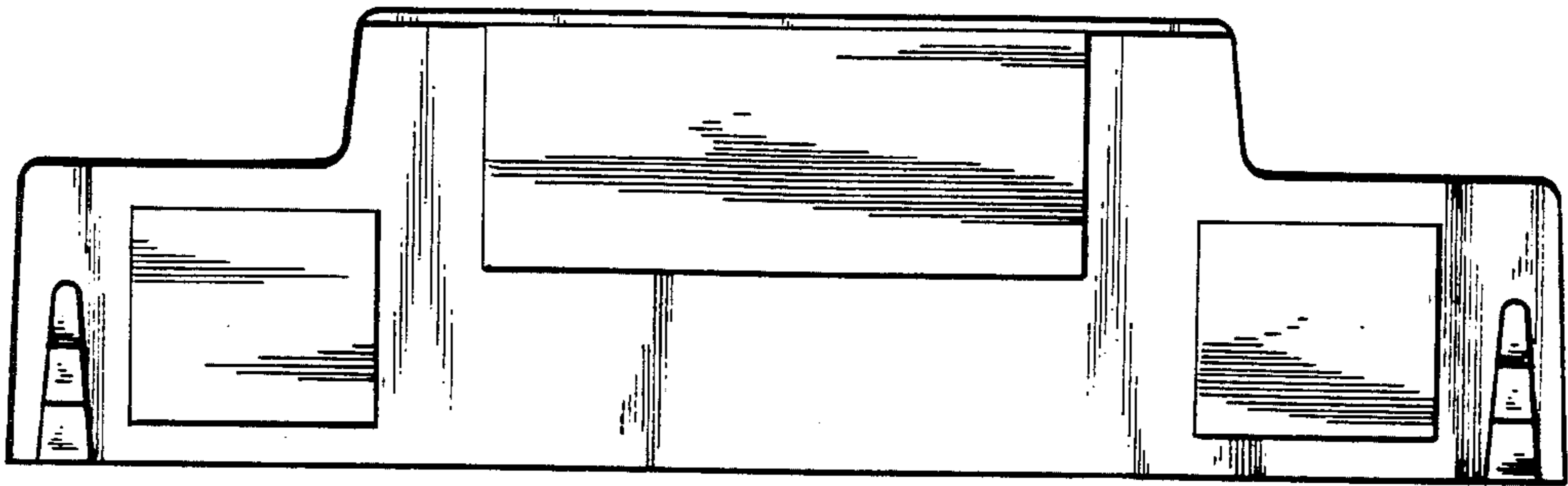


Fig.4

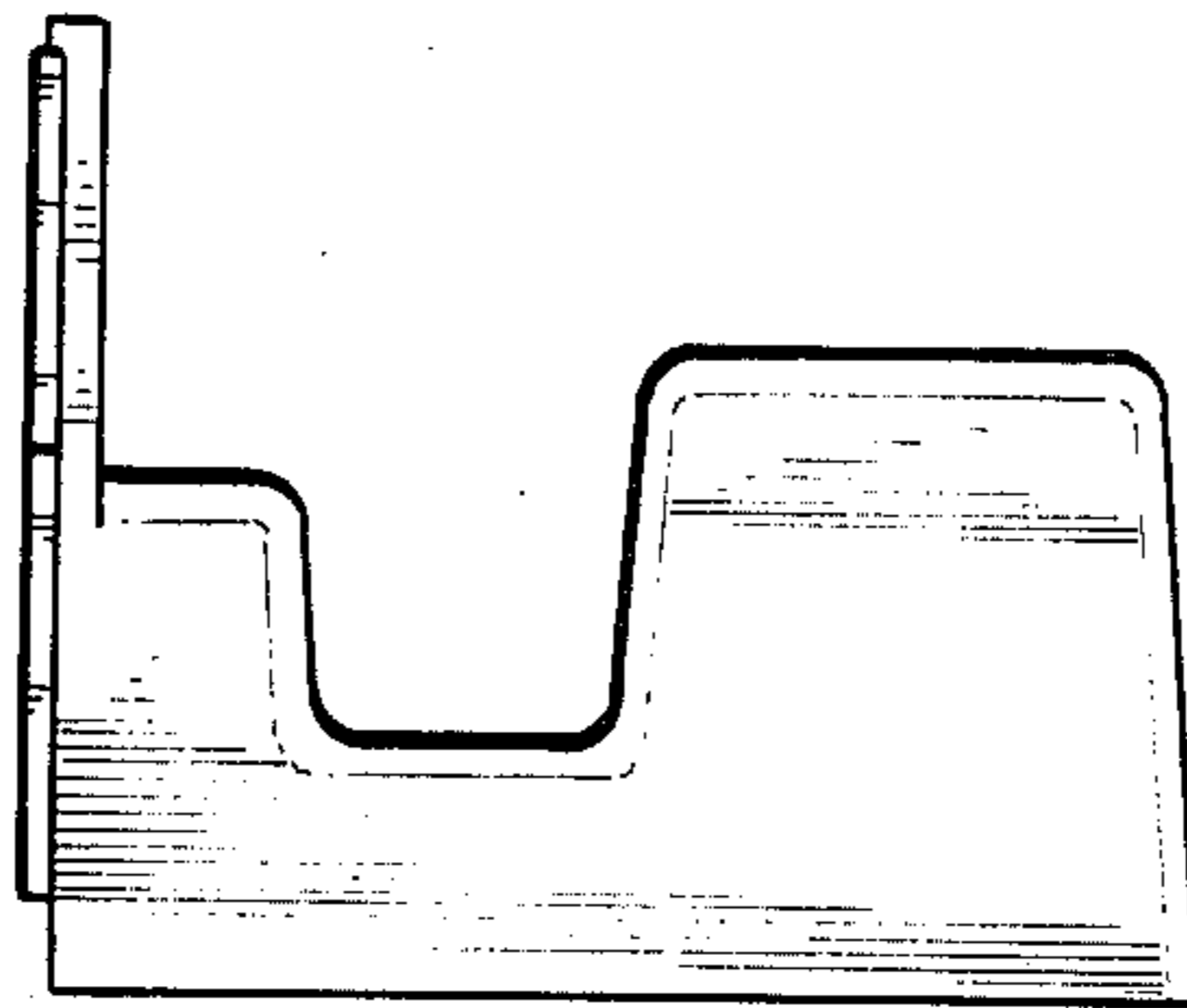


Fig.5




FIG. 6