

[54] **BED RAIL PAD**

[76] **Inventor: Donald E. Sands, 2701 Chapel Pike, Marion, Ind. 46952**

[\*\*] **Term: 14 Years**

[21] **Appl. No.: 827,105**

[22] **Filed: Feb. 7, 1986**

[52] **U.S. Cl. .... D6/503**

[58] **Field of Search ..... D6/491, 503; D25/38, D25/43, 44, 119**

[56] **References Cited**

**U.S. PATENT DOCUMENTS**

- D. 230,453 2/1974 Harris ..... D6/503
- D. 251,019 2/1979 Brady ..... D25/119
- D. 256,619 8/1980 Vihma ..... D25/119
- D. 287,082 12/1986 Gambon ..... D6/491

*Primary Examiner*—Bruce W. Dunkins  
*Attorney, Agent, or Firm*—Roger M. Rickert

[57] **CLAIM**

The ornamental design for a bed rail pad, as shown and described.

**DESCRIPTION**

FIG. 1 is a perspective view of a bed rail pad showing my design;

FIG. 2 is a side elevational view taken from the right in FIG. 1;

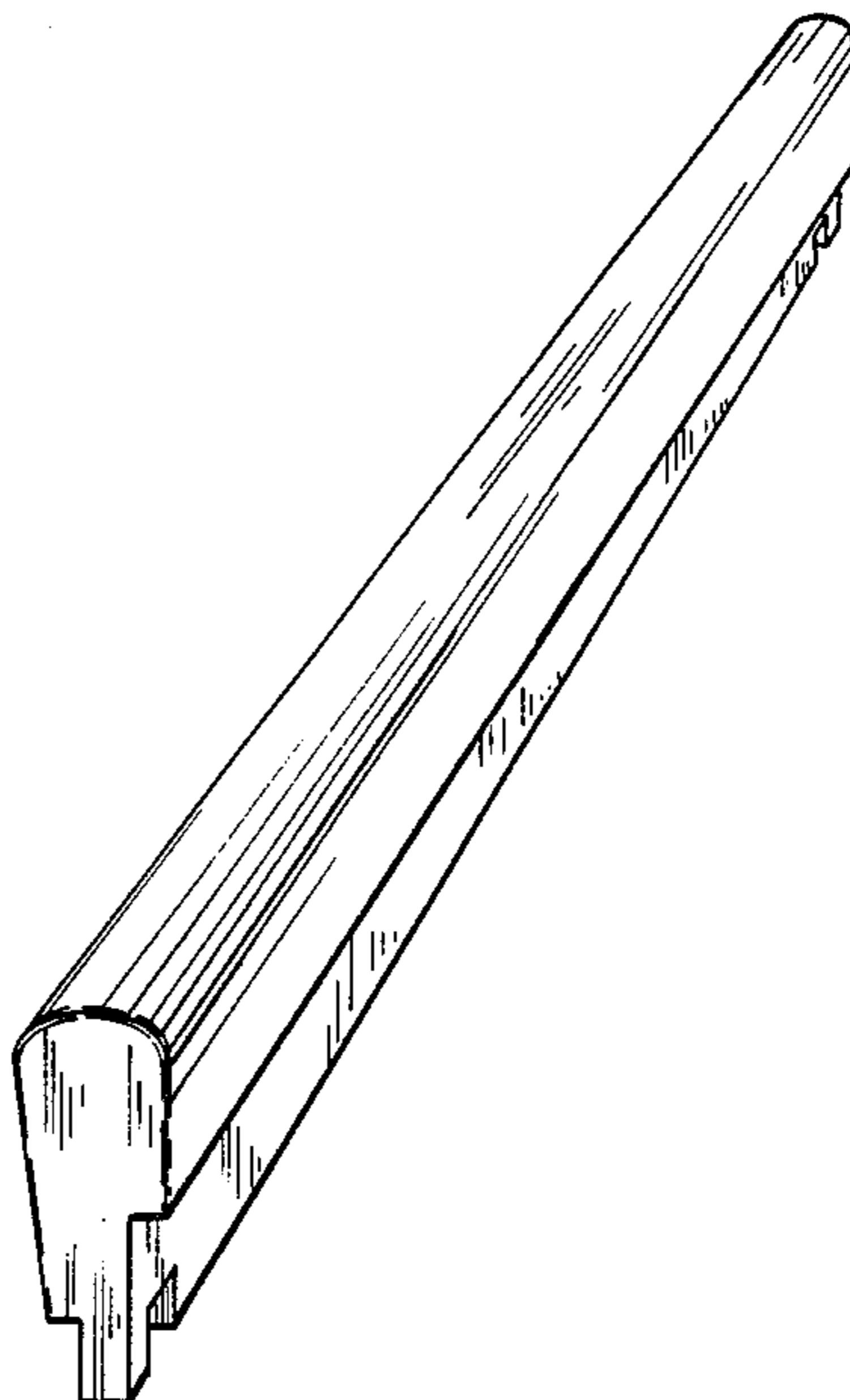
FIG. 3 is a side elevational view taken from the left in FIG. 1;

FIG. 4 is a left end elevational view; and

FIG. 5 is a right end elevational view thereof;

FIG. 6 is a top plan view; and,

FIG. 7 is a bottom plan view thereof.



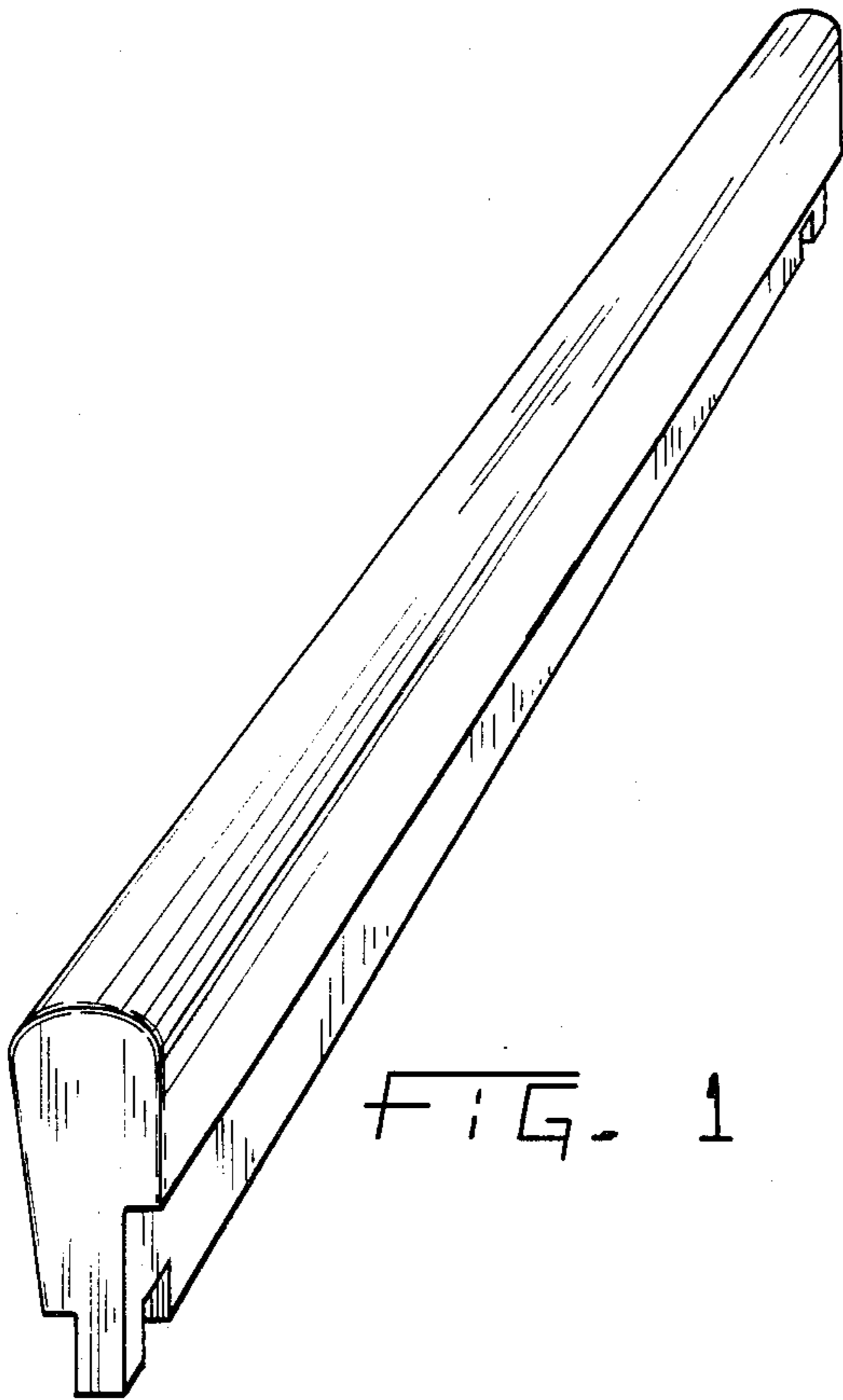


FIG. 1

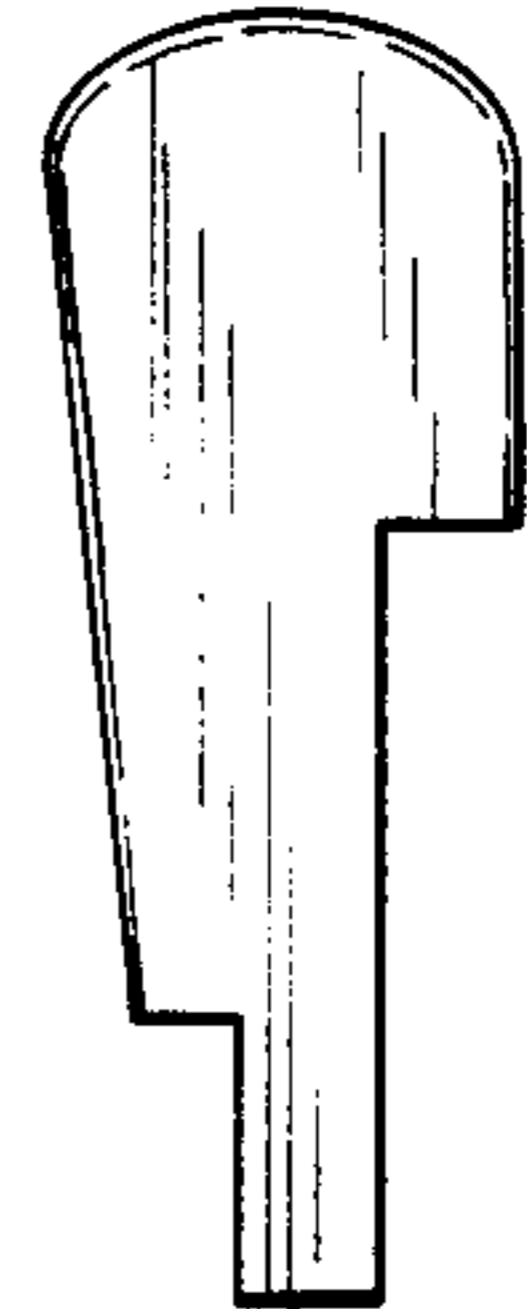


FIG. 4



FIG. 5




FIG. 2




FIG. 3




FIG. 6

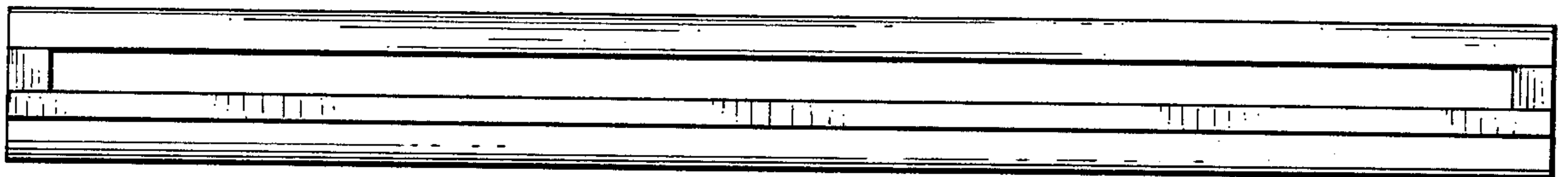


FIG. 7