

[54] SHOE SOLE MATERIAL

[75] Inventor: Juan A. Diaz, Weymouth, Mass.

[73] Assignee: Reebok International Ltd., Canton, Mass.

[**] Term: 14 Years

[21] Appl. No.: 74,317

[22] Filed: Jul. 16, 1987

[52] U.S. Cl. D2/320; D5/53

[58] Field of Search D2/264, 265, 268-274, D2/308-314, 317-321; 36/25 R, 28, 29, 32 R, 43, 59 R, 59 C, 83, 84, 102-107, 114; D5/53, 56

[56] References Cited

U.S. PATENT DOCUMENTS

D. 55,529	6/1920	Piper	D2/271
D. 164,457	9/1951	Sprigg	D2/320
D. 215,643	10/1969	Dittmar, Jr.	D2/320
D. 253,257	10/1979	Pasquier	D2/320
D. 255,177	6/1980	Fuzita	D2/320
D. 267,828	2/1983	Cohen	D2/320
D. 275,326	8/1984	Bergsland	D5/53
461,103	10/1891	Lithgow .	

2,683,317	7/1954	Sprigg .	
3,481,820	12/1969	Jonas	36/43 X
4,570,362	2/1986	Vernonet	36/59 C
4,685,224	8/1987	Anger	D2/318 X

FOREIGN PATENT DOCUMENTS

1146040	11/1957	France	36/32 R
501910	11/1954	Italy	36/3 R
45110	2/1939	Netherlands .	
14163	3/1897	Switzerland	36/59 R
2030039	4/1980	United Kingdom .	

Primary Examiner—Louis S. Zarfes
Attorney, Agent, or Firm—Saidman, Sterne, Kessler & Goldstein

[57] CLAIM

The ornamental design for a shoe sole material, as shown and described.

DESCRIPTION

FIG. 1 is a top plan view of a shoe sole material showing my new repeat pattern design;
FIG. 2 is a perspective view of shoe sole material showing my new design; and
FIG. 3 is a cross-sectional view of FIG. 1 cut along line 3—3.

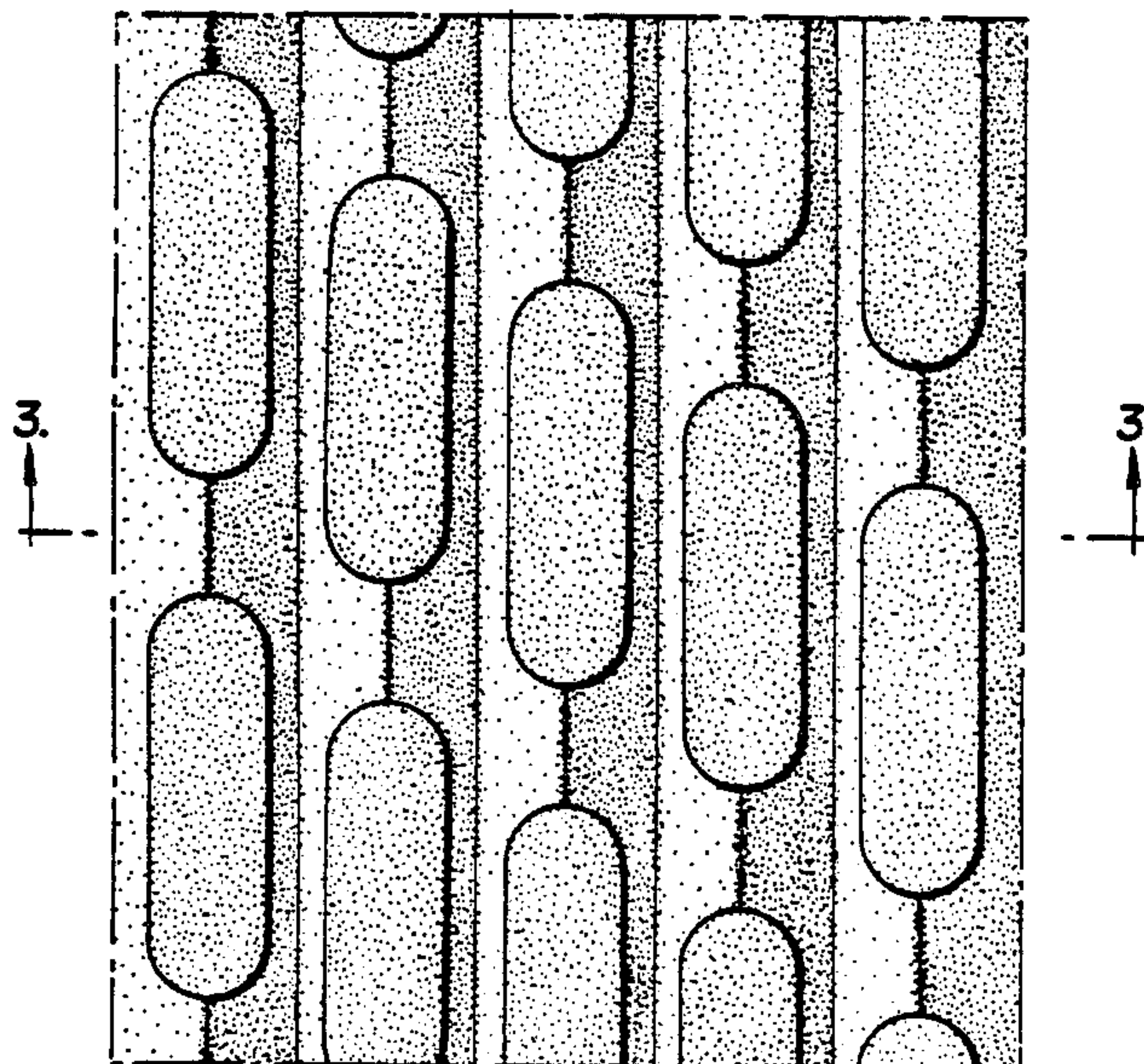


FIG. 1

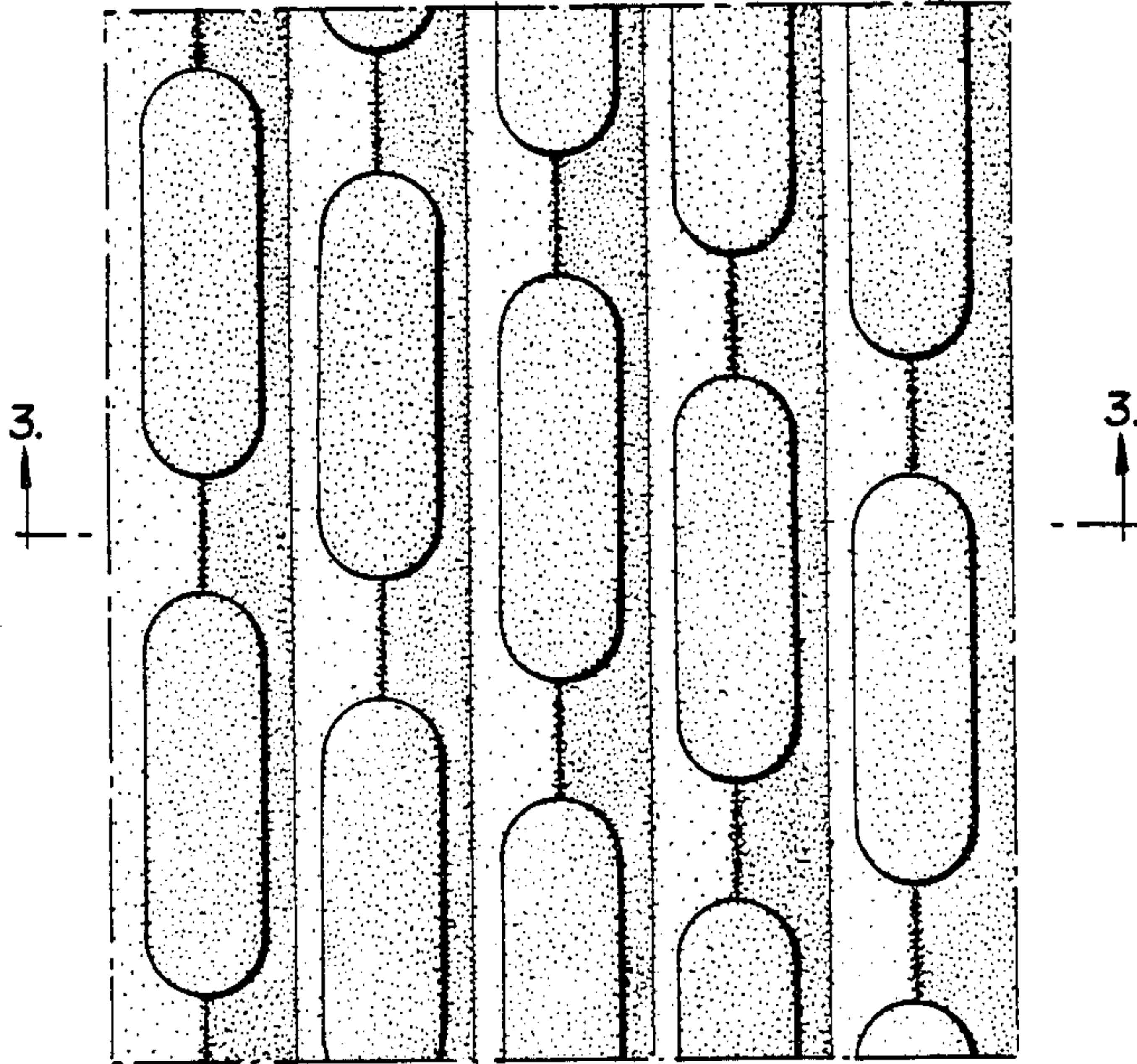


FIG. 2


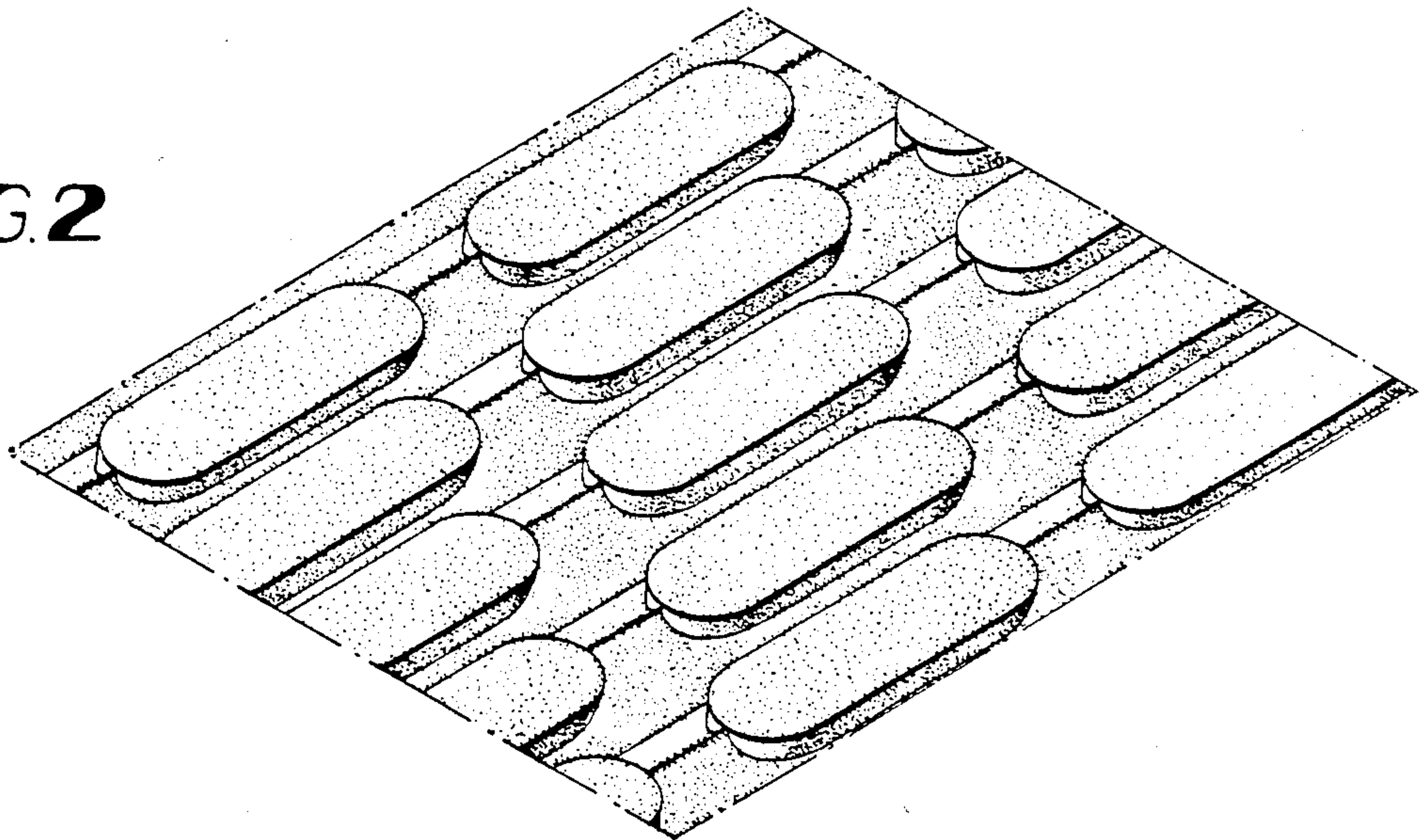


FIG. 3