

United States Patent [19]

Williams

[11] Patent Number: **Des. 299,374**

[45] Date of Patent: **** Jan. 10, 1989**

[54] **STAKE**

[76] Inventor: **Charlesworth C. Williams, M**
Division USS Savannah ADR-4 FPO,
New York, N.Y. 23513

[**] Term: **14 Years**

[21] Appl. No.: **883,090**

[22] Filed: **Jul. 8, 1986**

[52] U.S. Cl. **D21/255; D8/1;**
D6/417

[58] Field of Search **D8/1, 395, 385; D6/417;**
D21/255; 248/500, 507-508, 217.3;
138/118-120; 47/47; 411/15, 21, 26, 32-33, 55

[56] **References Cited**

U.S. PATENT DOCUMENTS

D. 241,007 8/1976 Solo D8/385 X
D. 285,048 8/1986 Beck D8/385
2,712,864 7/1955 Clevett, Jr. D21/255 X

4,185,424 1/1980 Streit 135/118 X
4,699,165 10/1987 Barzana 248/508 X

Primary Examiner—Wallace R. Burke
Assistant Examiner—Brian N. Vinson
Attorney, Agent, or Firm—Terry M. Gernstein

[57] **CLAIM**

The ornamental design for a stake, as shown and described.

DESCRIPTION

FIG. 1 is a top plan view of a stake showing my new design;

FIG. 2 is a bottom plan view thereof;

FIG. 3 is a front elevational view thereof, the rear being identical in appearance;

FIG. 4 is a side elevational view thereof, the opposite side being identical in appearance; and

FIG. 5 is a bottom perspective view thereof, with the anchor wedge elements shown extended.

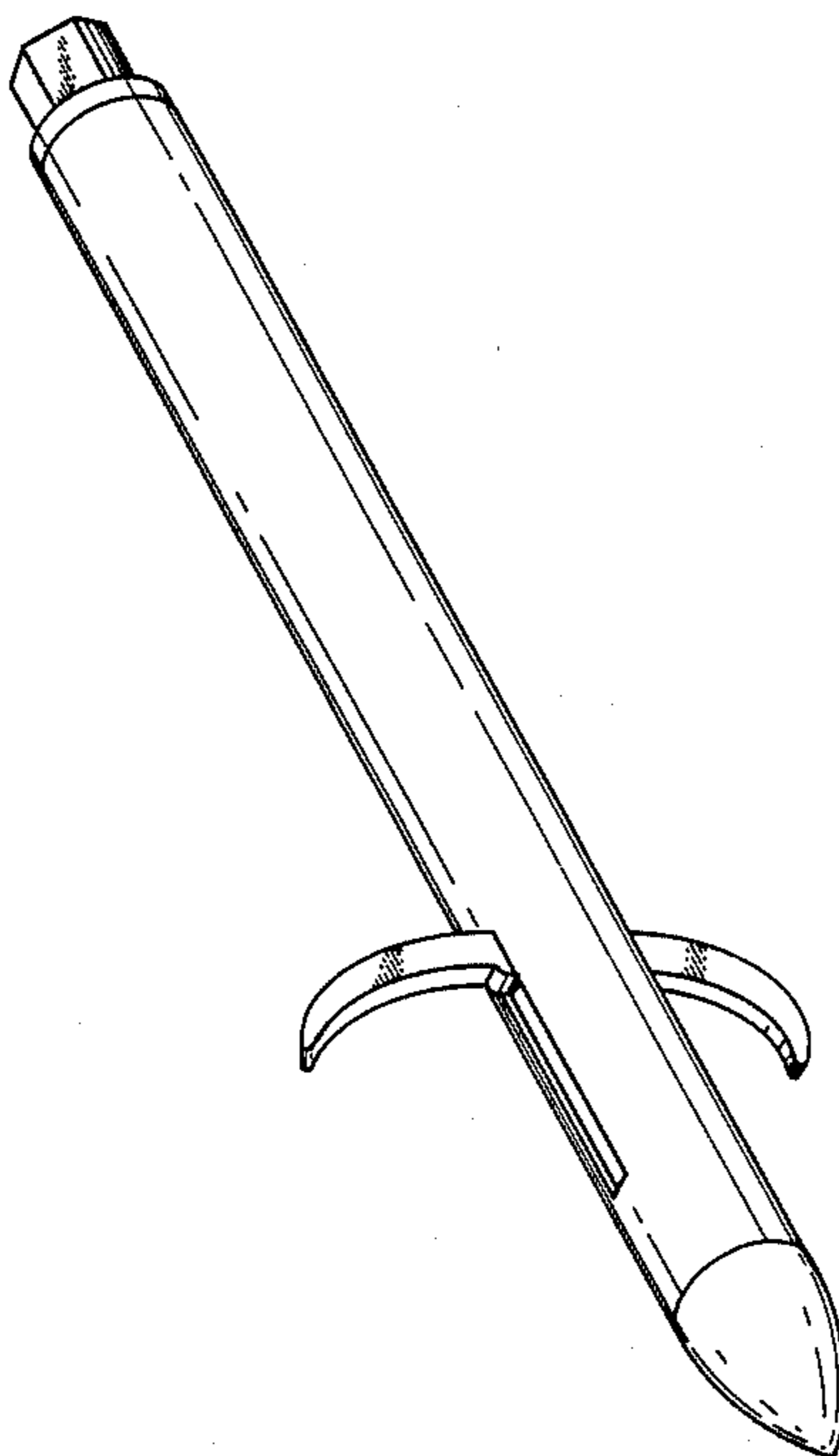


Fig. 1

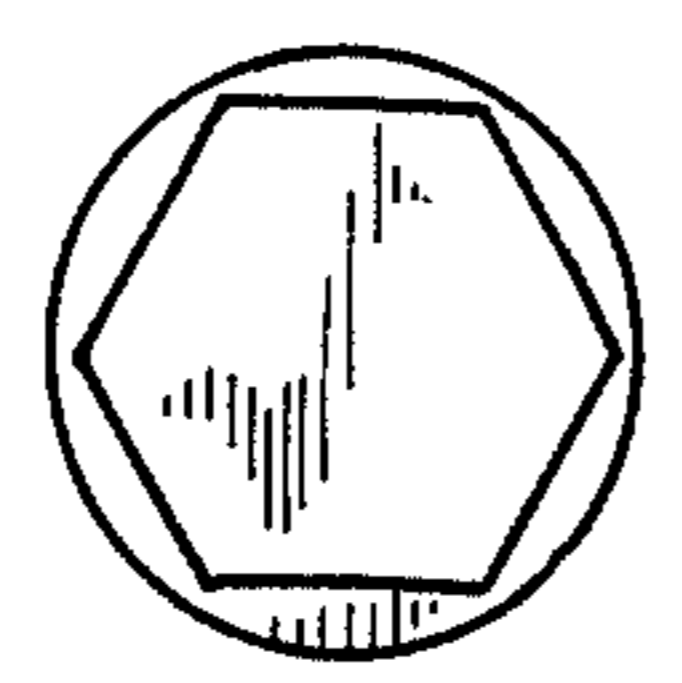


Fig. 2

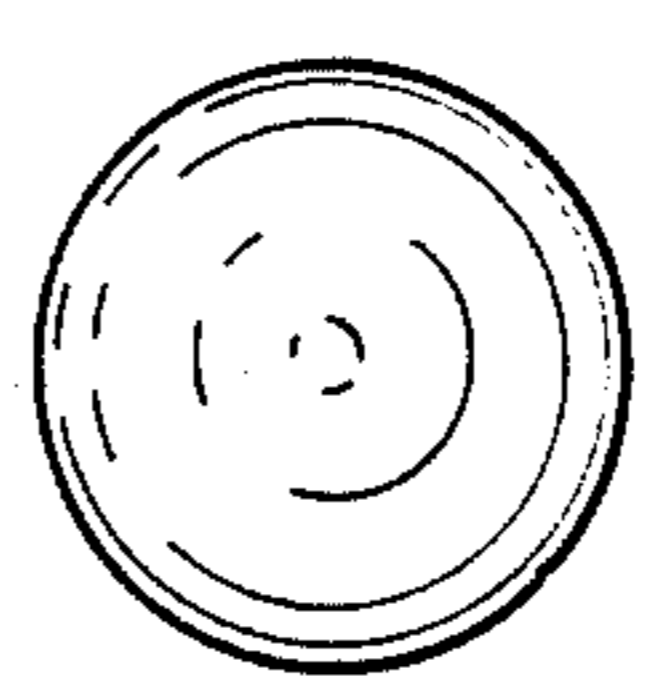


Fig. 3

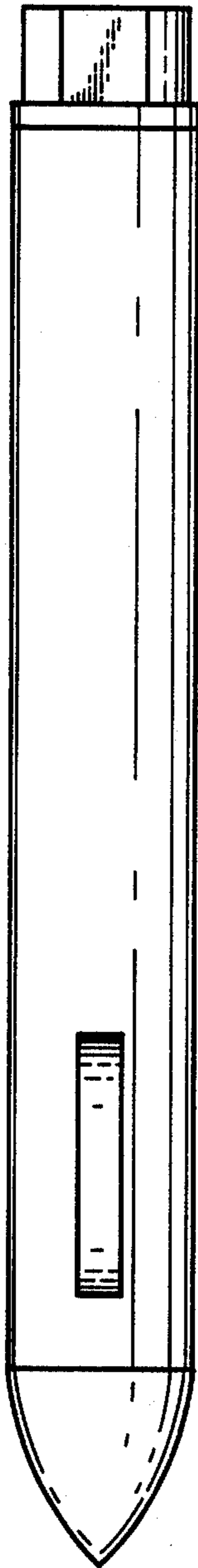


Fig. 4




Fig. 5

