

[54] EYEGGLASS RETAINER

[75] Inventor: Todd G. Lyons, Dayton, Ohio

[73] Assignee: Powder Bleu U.S.A. Inc., West Carrollton, Ohio

[**] Term: 14 Years

[21] Appl. No.: 901,509

[22] Filed: Aug. 28, 1986

[52] U.S. Cl. D16/123; D16/107; D16/129

[58] Field of Search D16/123-129; 24/3 C; 351/111, 114, 116-118, 122, 123, 155-158; 2/12, 13, 15, 426, 431, 432, 436, 439, 440, 442, 444, 446, 452

[56] References Cited

U.S. PATENT DOCUMENTS

D. 150,474	8/1948	Stangl	D16/107
D. 223,296	4/1972	Lee	D16/107
D. 254,377	3/1980	Czerefkow	D16/107
1,612,750	12/1926	Stake	2/12
2,660,092	11/1953	Bloom	351/157
2,704,961	3/1955	Weil	351/157
4,133,604	1/1979	Fuller	351/123

FOREIGN PATENT DOCUMENTS

967366 11/1950 France 2/452

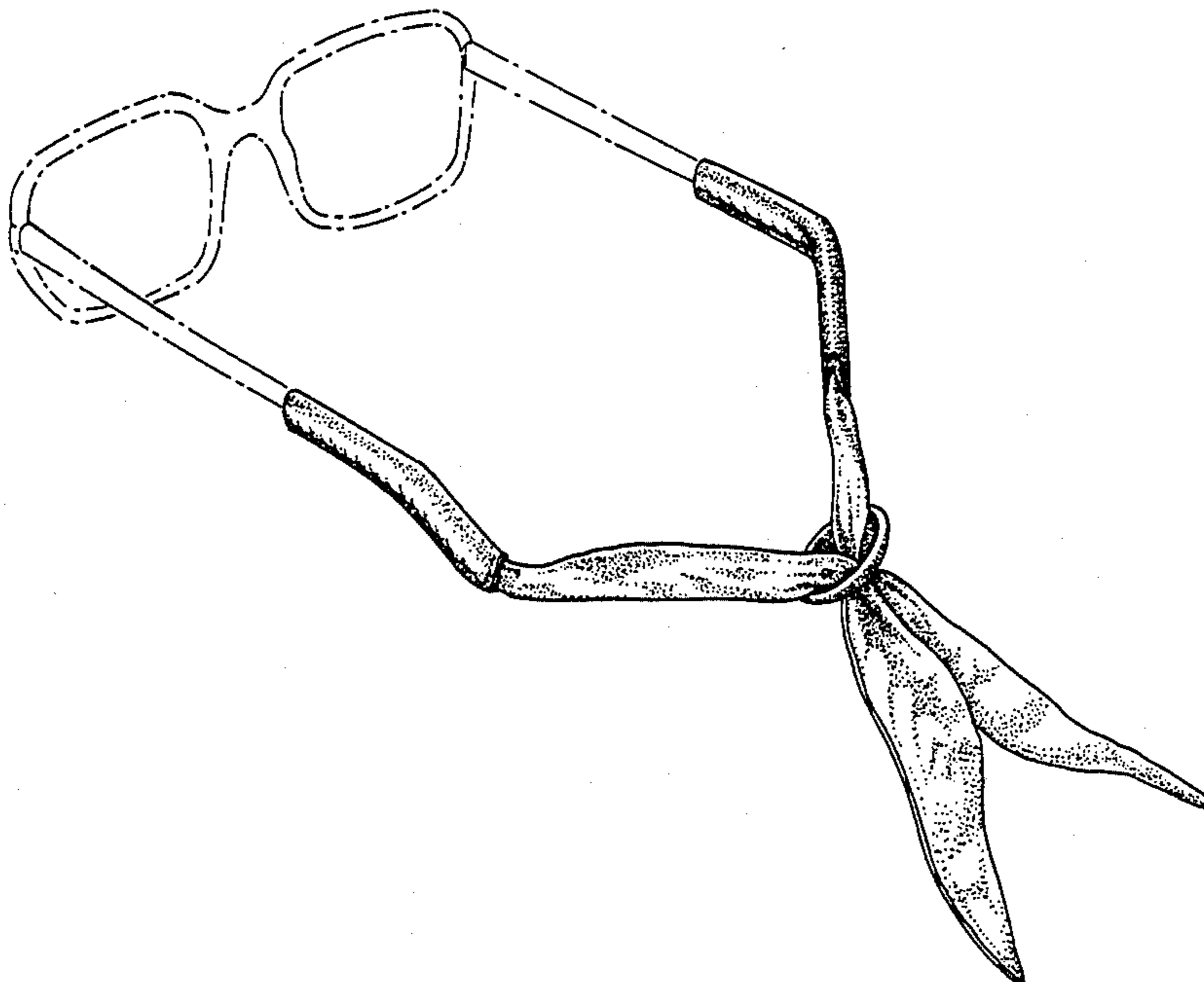
Primary Examiner—Wallace R. Burke
Assistant Examiner—Clare E. Heflin
Attorney, Agent, or Firm—Biebel, French & Nauman

[57] CLAIM

The ornamental design for an eyeglass retainer, as shown and described.

DESCRIPTION

FIG. 1 is a perspective view of the eyeglass retainer showing my new design with the eyeglasses being shown in broken lines for illustrative purposes only; FIG. 2 is a side elevational view of one of the cloth members thereof, the annular connecting disk and matching cloth member being omitted for illustrative purposes only; FIG. 3 is an enlarged end elevational view thereof looking from right to left in FIG. 2; and FIG. 4 is an enlarged cross-sectional view of the annular disk portion thereof. The portions of the claimed article which are not shown in FIGS. 3 and 4 have been omitted for ease of illustration only.



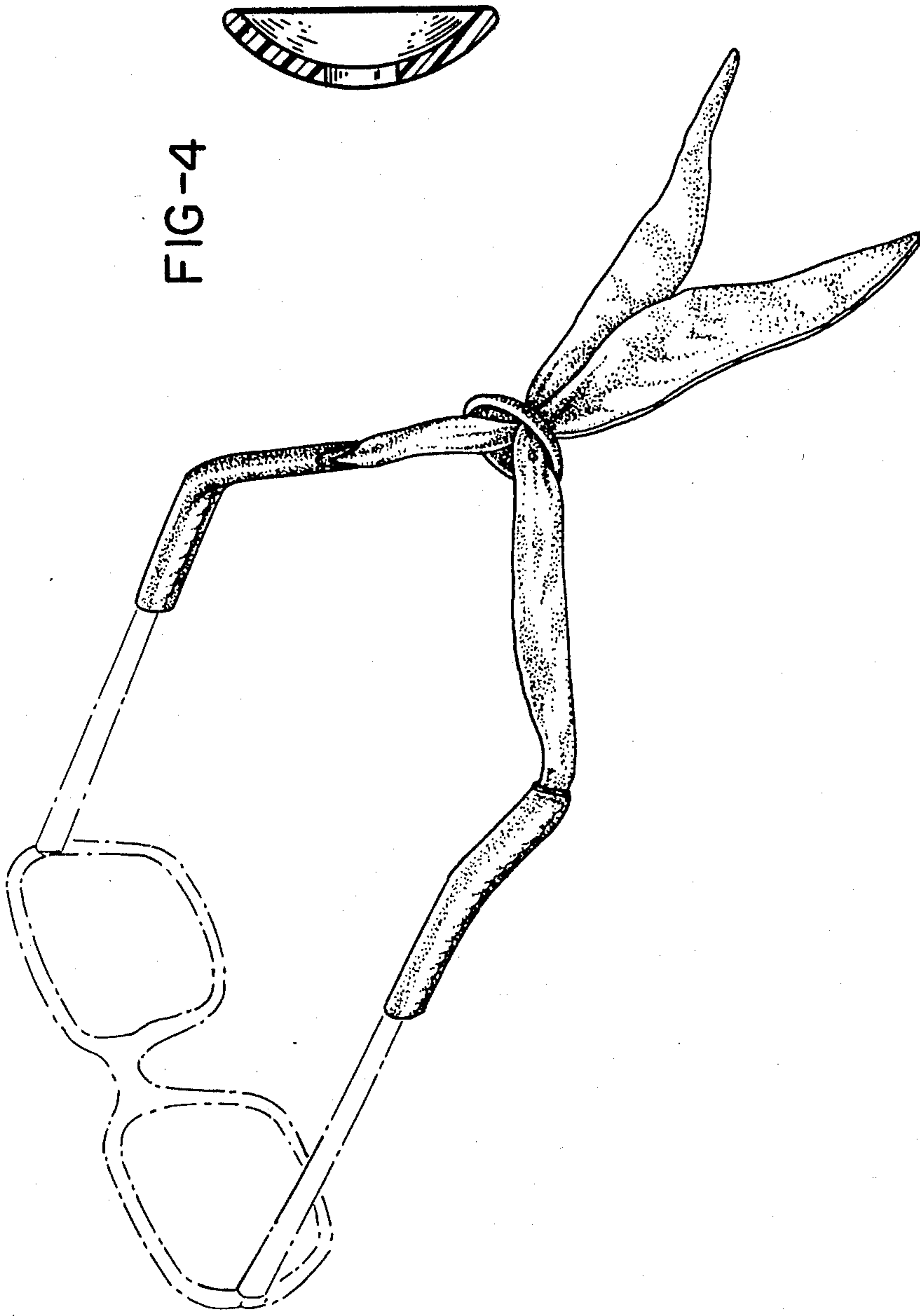


FIG-1

FIG-4

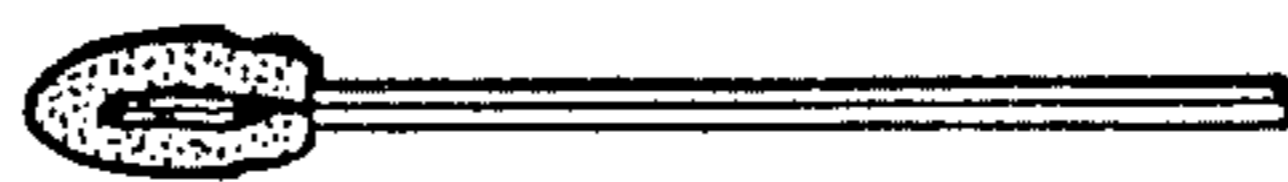


FIG-3

FIG-2

