

[54] QUICK-CONNECT COUPLING  
[75] Inventor: Gianfranco Roman, Pasiano, Italy  
[73] Assignee: Claber S.p.A., Fiume Veneto, Italy  
[\*\*] Term: 14 Years  
[21] Appl. No.: 784,676  
[22] Filed: Oct. 4, 1985  
[30] Foreign Application Priority Data  
Apr. 15, 1985 [IT] Italy ..... 21441/85[U]  
[52] U.S. Cl. .... D23/262  
[58] Field of Search ..... D23/259-269;  
285/38, 315, 316

[56] References Cited  
U.S. PATENT DOCUMENTS  
D. 167,662 9/1952 Ulrich ..... D23/262  
D. 195,540 6/1963 Knight ..... D23/262  
D. 267,506 1/1983 Evans ..... D23/262  
D. 283,342 4/1986 Tisserat et al. .... D23/262

1,901,973	3/1933	Macey .....	285/315 X
3,285,283	11/1966	Calvin .....	285/315 X
3,847,393	11/1974	Busselmeier .....	285/315
4,216,982	8/1980	Chow .....	285/315
4,422,704	12/1983	Williams .....	285/315 X
4,429,906	2/1984	Spadotto et al. ....	285/315
4,660,803	4/1987	Johnson et al. ....	285/315 X

Primary Examiner—James R. Largen  
Attorney, Agent, or Firm—Cushman, Darby & Cushman

[57] CLAIM  
The ornamental design for a quick-connect coupling, as shown.

DESCRIPTION  
FIG. 1 is a front elevational view of a quick-connect coupling showing my new design;  
FIG. 2 is a right side elevational view thereof;  
FIG. 3 is a left elevational view thereof;  
FIG. 4 is a rear elevational view thereof;  
FIG. 5 is a top plan view thereof; and  
FIG. 6 is a bottom plan view thereof.

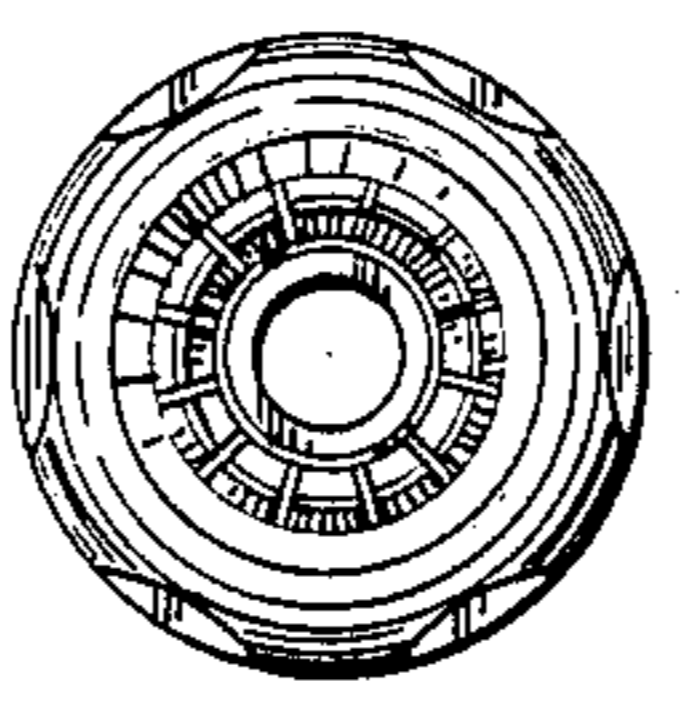
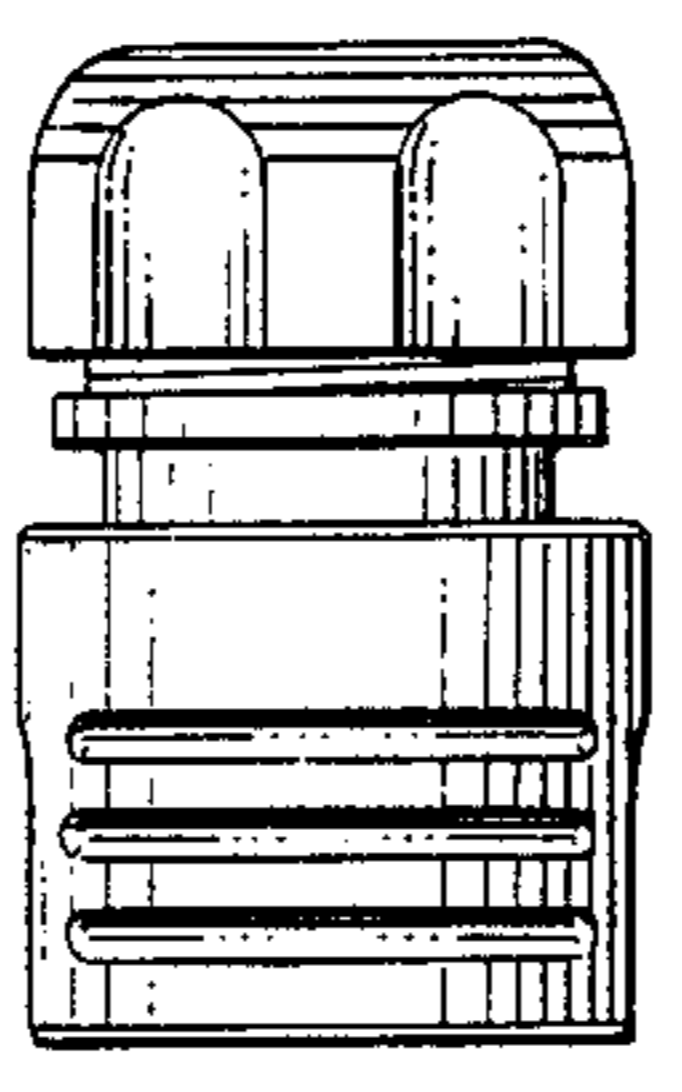


Fig. 1

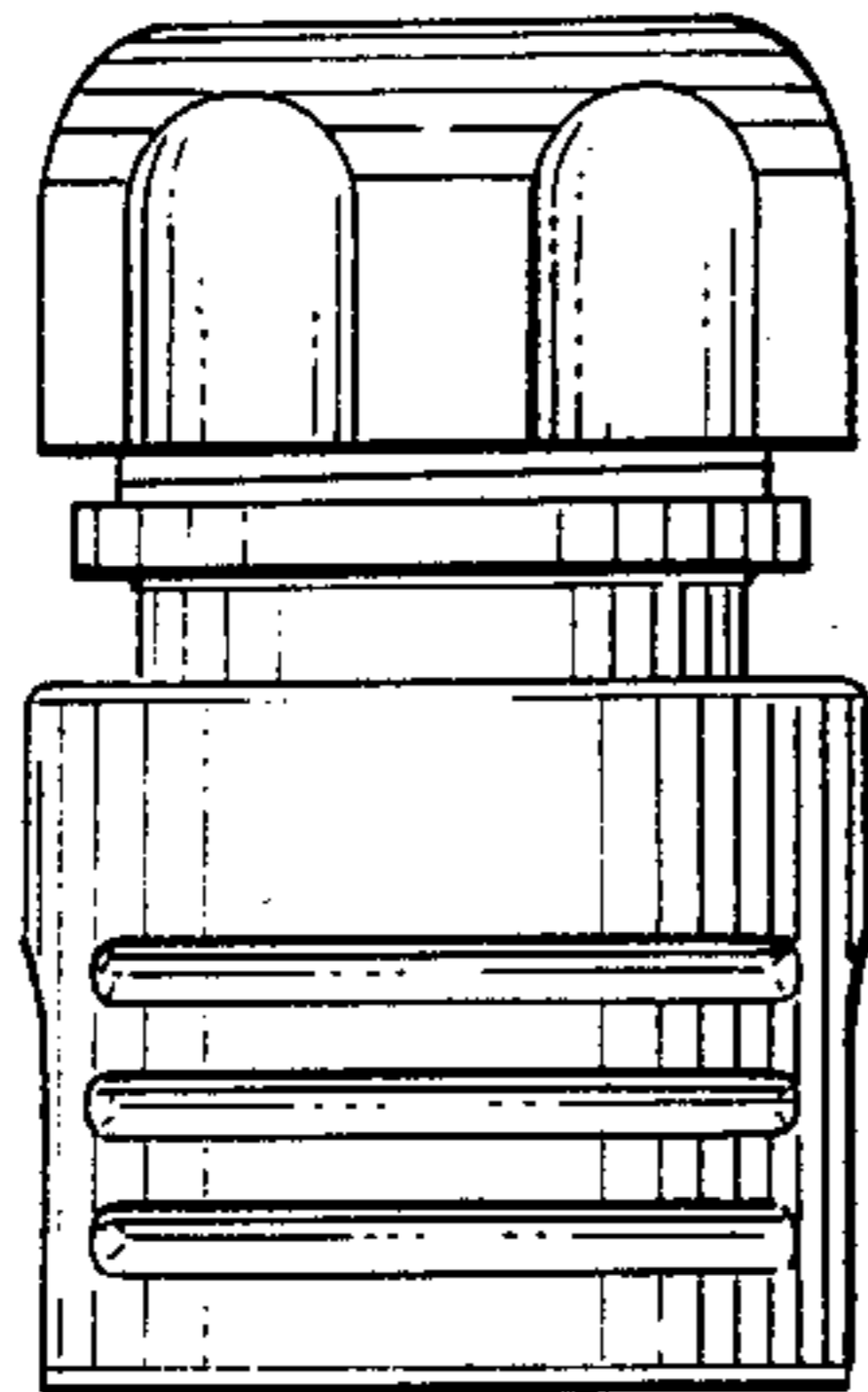


Fig. 2




Fig. 4

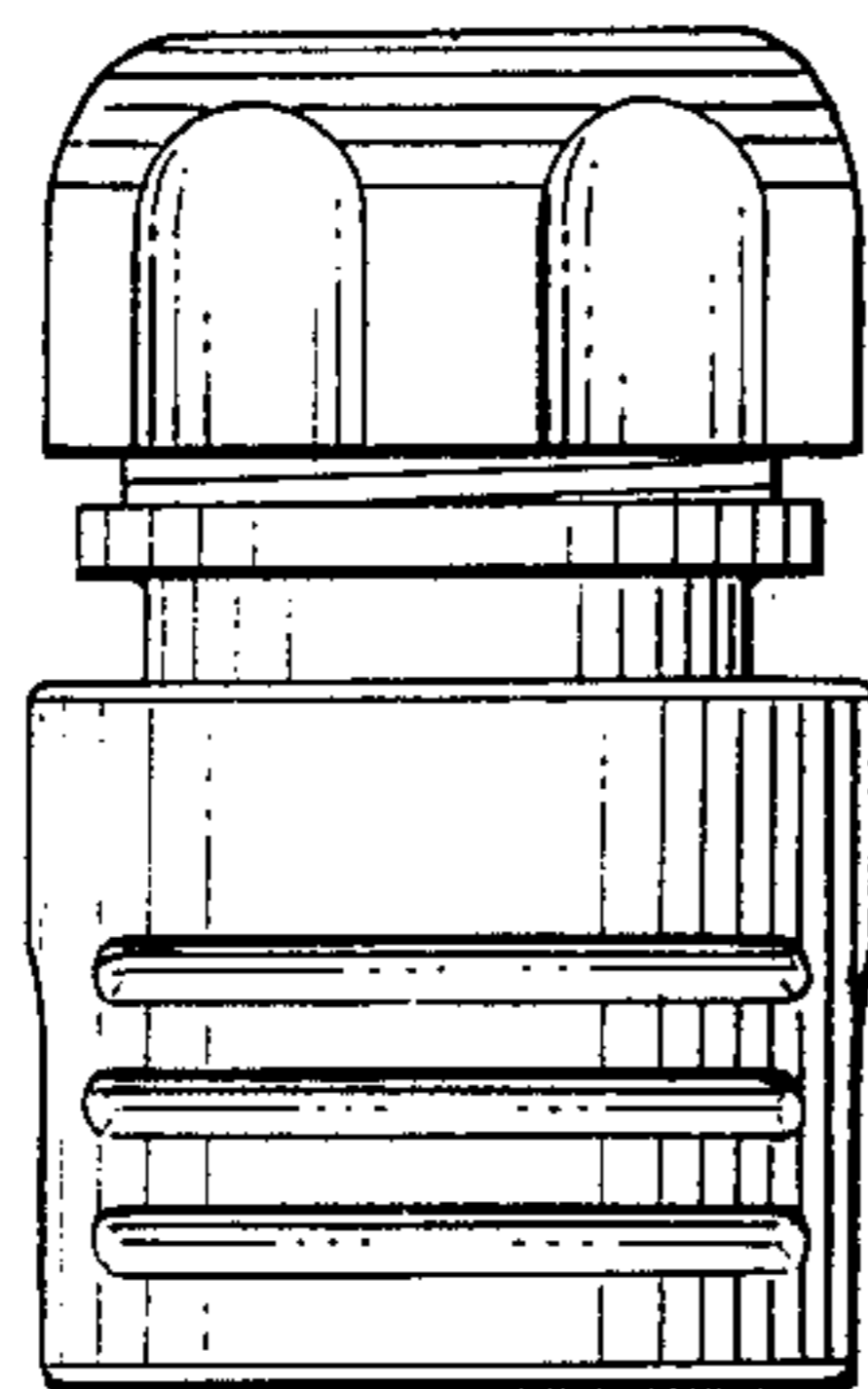


Fig. 3




Fig. 5

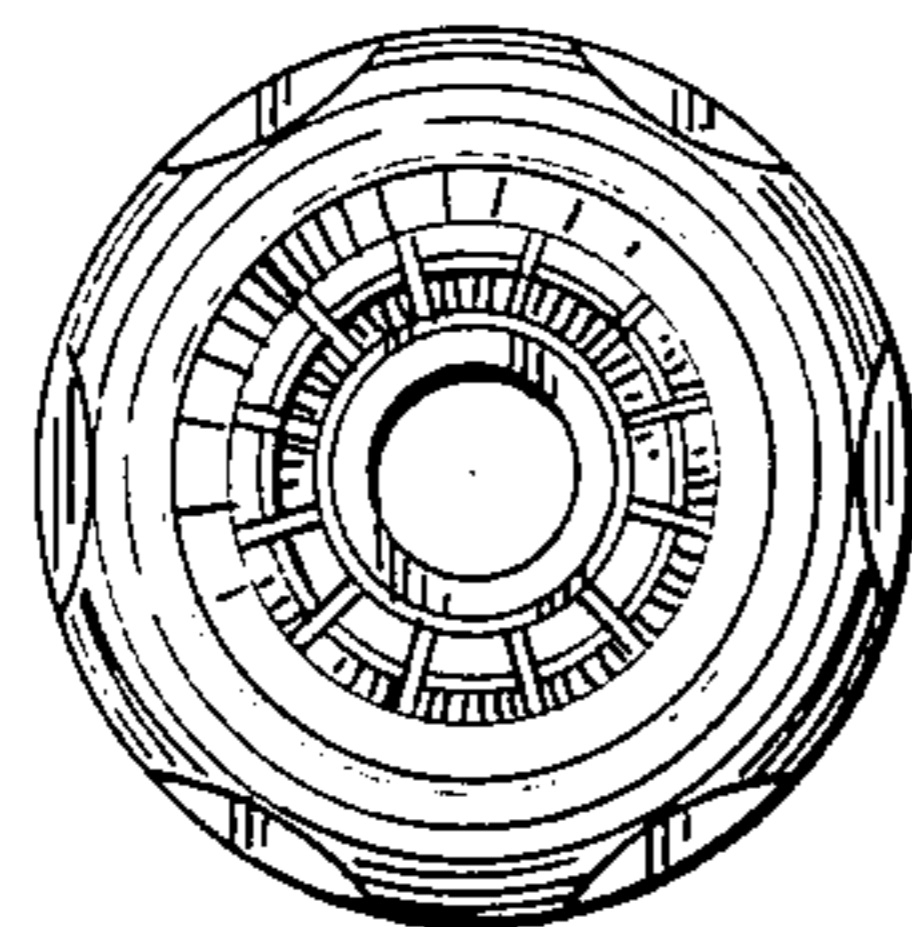


Fig. 6

