

[54] **COMBINED PEN AND EYEGLASSES  
HOLDER**

3,249,231 5/1966 Matlock ..... 248/309.1  
3,291,429 12/1966 Neanhouse ..... 248/309.1

[75] **Inventor: Keith E. Shepard, Carlsbad, Calif.**

**FOREIGN PATENT DOCUMENTS**

[73] **Assignee: Plastics Engineering & Development,  
Inc., Carlsbad, Calif.**

118111 2/1944 Australia ..... 248/127  
644995 10/1928 France ..... 248/DIG. 2

[\*\*] **Term: 14 Years**

*Primary Examiner*—Wallace R. Burke  
*Assistant Examiner*—Clare E. Heflin  
*Attorney, Agent, or Firm*—John J. Murphey

[21] **Appl. No.: 834,486**

[22] **Filed: Feb. 24, 1986**

[52] **U.S. Cl. .... D16/129; D8/71**

[58] **Field of Search .... D16/100, 123, 129;  
211/13, 88; 248/DIG. 2, 309.1, 519, 127; 206/5;  
D3/40**

[57] **CLAIM**

The ornamental design for a combined pen and eye-  
glasses holder, as shown and described.

[56] **References Cited**

**U.S. PATENT DOCUMENTS**

D. 171,263 1/1954 Newlin ..... D16/129  
D. 206,097 10/1966 Neiswanger ..... D16/129  
1,361,056 12/1920 Hickman ..... 248/309.1  
2,115,962 5/1938 Orme ..... 211/13  
2,591,349 4/1952 Goebel ..... 248/127

**DESCRIPTION**

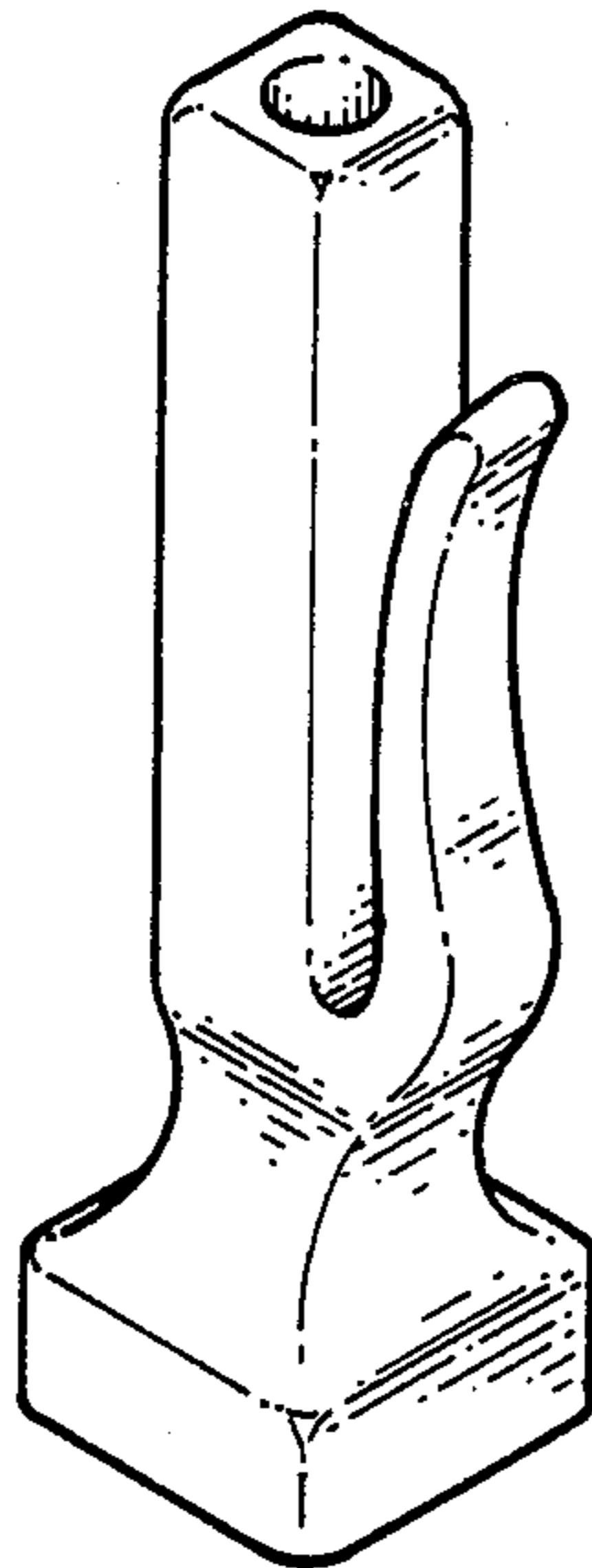
FIG. 1 is a front elevational view of an eyeglasses  
holder showing my new design;

FIG. 2 is a side elevational view thereof, the opposite  
side being a mirror image of the side shown;

FIG. 3 is a rear elevational view thereof;

FIG. 4 is a top plain view thereof, the bottom portion is  
substantially plain and unornamented; and,

FIG. 5 is a perspective view thereof.



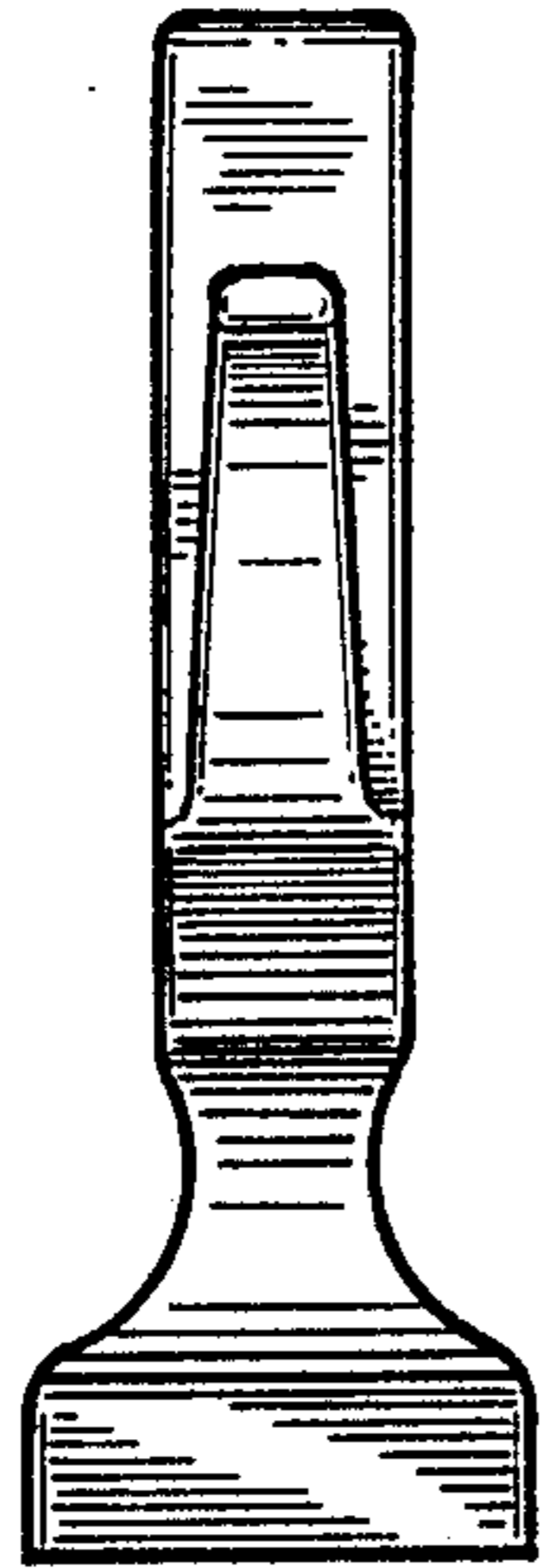


FIG. 1

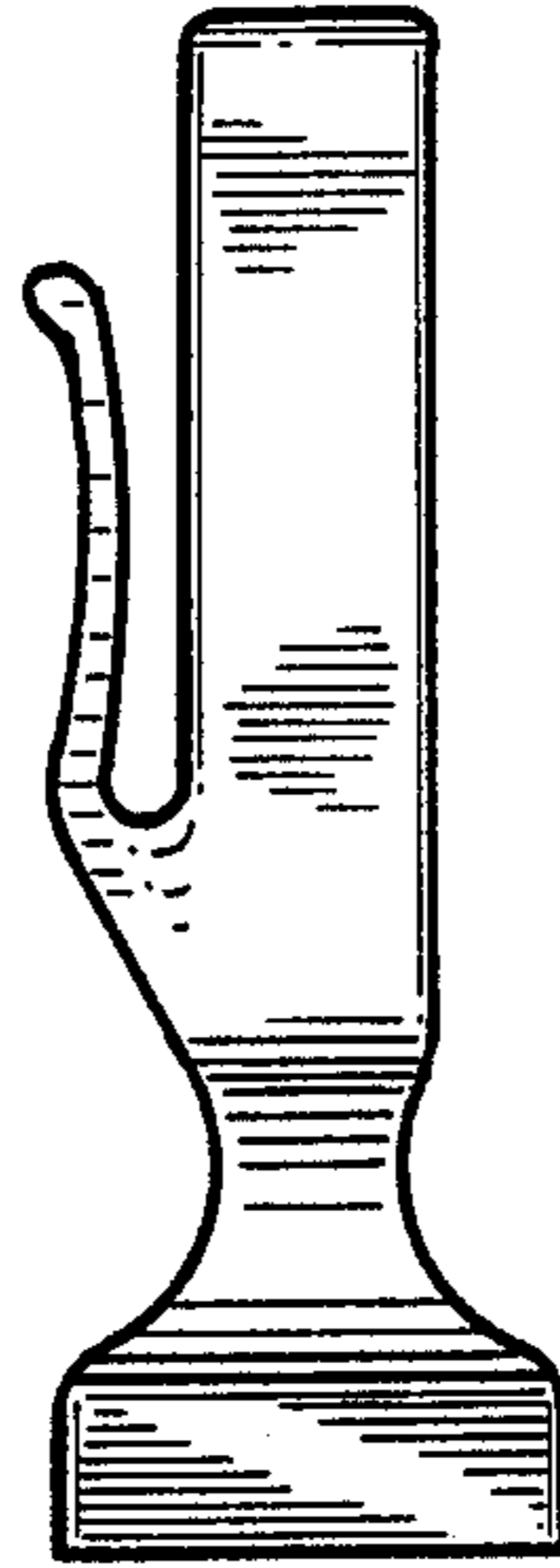


FIG. 2

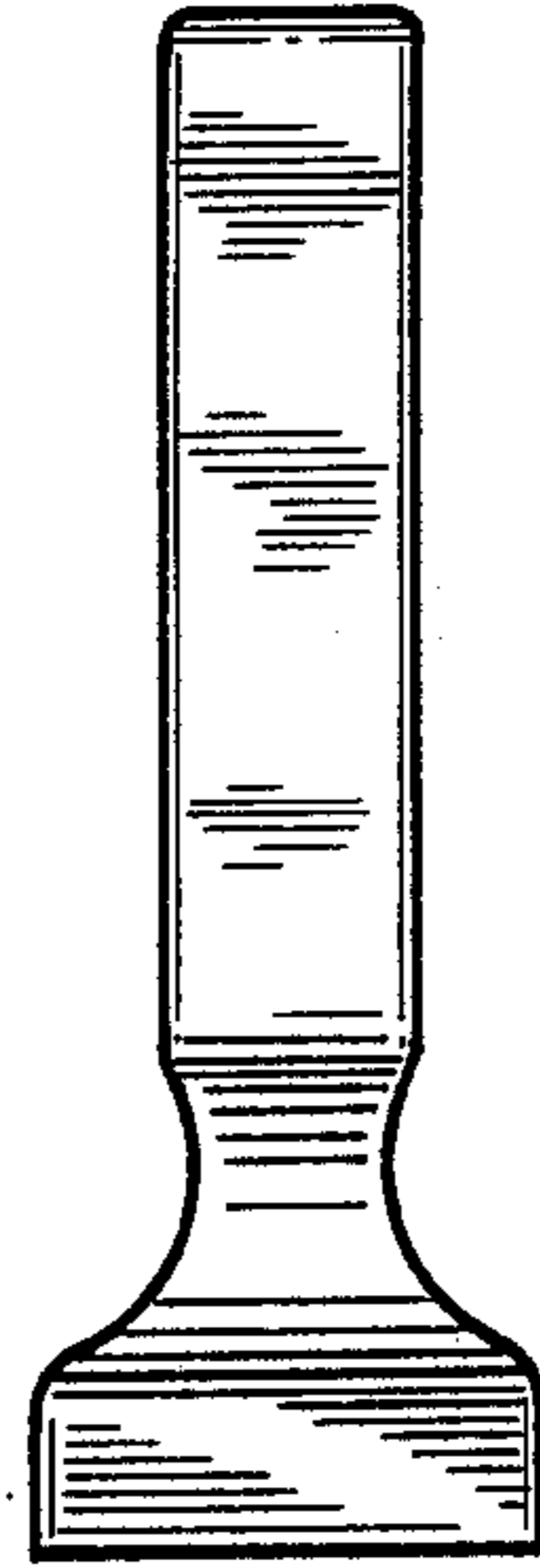


FIG. 3




FIG. 4

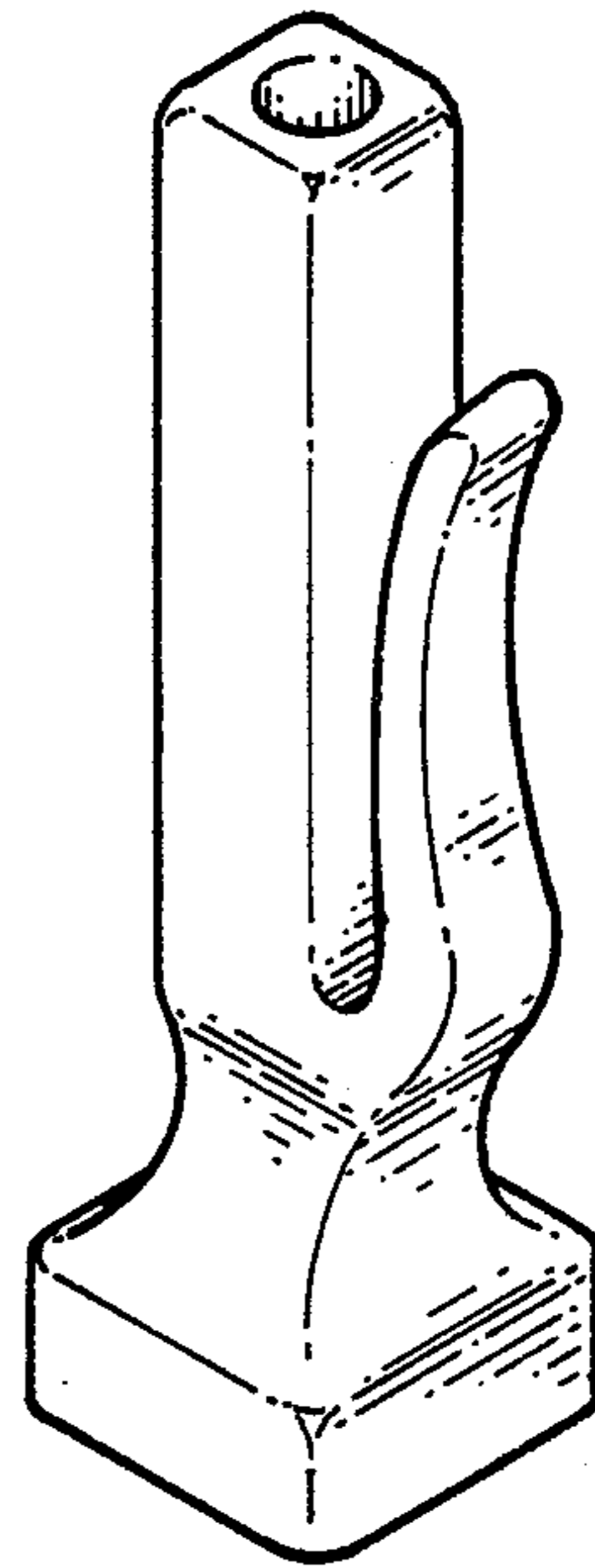


FIG. 5