

[54] TELEVISION RECEIVER OR SIMILAR ARTICLE

[75] Inventors: Yoji Maki, Yokohama; Hideo Yoshikawa, Komae, both of Japan

[73] Assignee: Fujitsu General Limited, Kawasaki, Japan

[\*\*] Term: 14 Years

[21] Appl. No.: 887,691

[22] Filed: Jul. 16, 1986

[30] Foreign Application Priority Data

Jan. 16, 1986 [JP] Japan ..... 61-1038  
 [52] U.S. Cl. .... D14/126  
 [58] Field of Search ..... D14/77, 79-83,  
 D14/99, 113; 358/254, 255; 312/7.2

[56] References Cited

U.S. PATENT DOCUMENTS

D. 238,512 1/1976 Boldt ..... D14/80  
 D. 244,205 5/1977 Benham et al. .... D14/80 X  
 D. 290,359 6/1987 Inoue et al. .... D14/80  
 D. 291,085 7/1987 Nuttall et al. .... D14/77 X

Primary Examiner—Bernard Ansher  
 Assistant Examiner—Theodore M. Shooman  
 Attorney, Agent, or Firm—Bruce L. Adams; Van C. Wilks

[57] CLAIM

The ornamental design for a television receiver or similar article, substantially as shown and described.

DESCRIPTION

FIG. 1 is a top front perspective view of a television receiver or similar article showing our new design;  
 FIG. 2 is a front elevational view thereof;  
 FIG. 3 is a top plan view thereof; and  
 FIG. 4 is a right side elevational view thereof, the left side being a mirror image;  
 The bottom and rear of the television receiver or similar article are plain and unornamented.

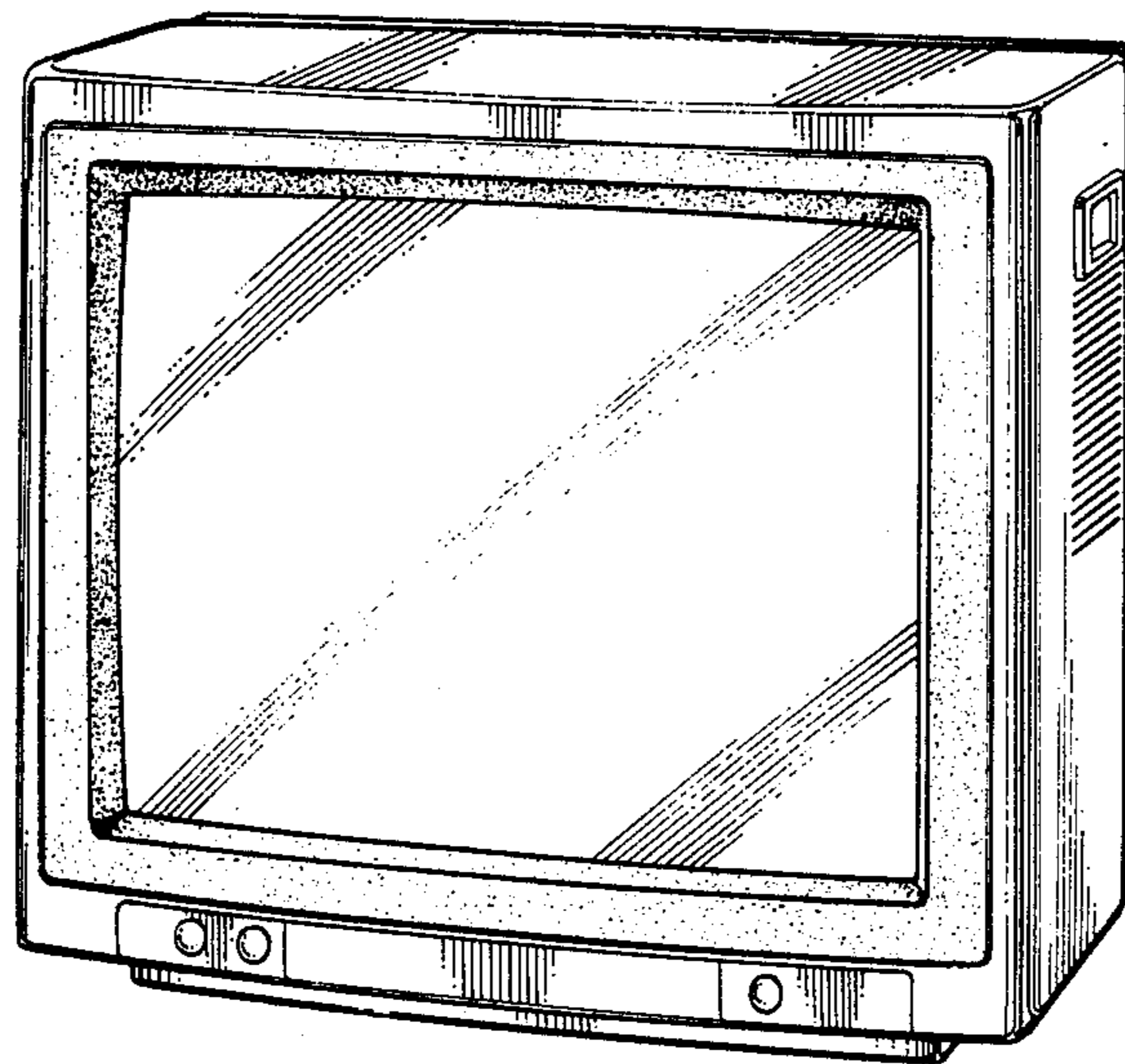


FIG. 1




FIG. 3

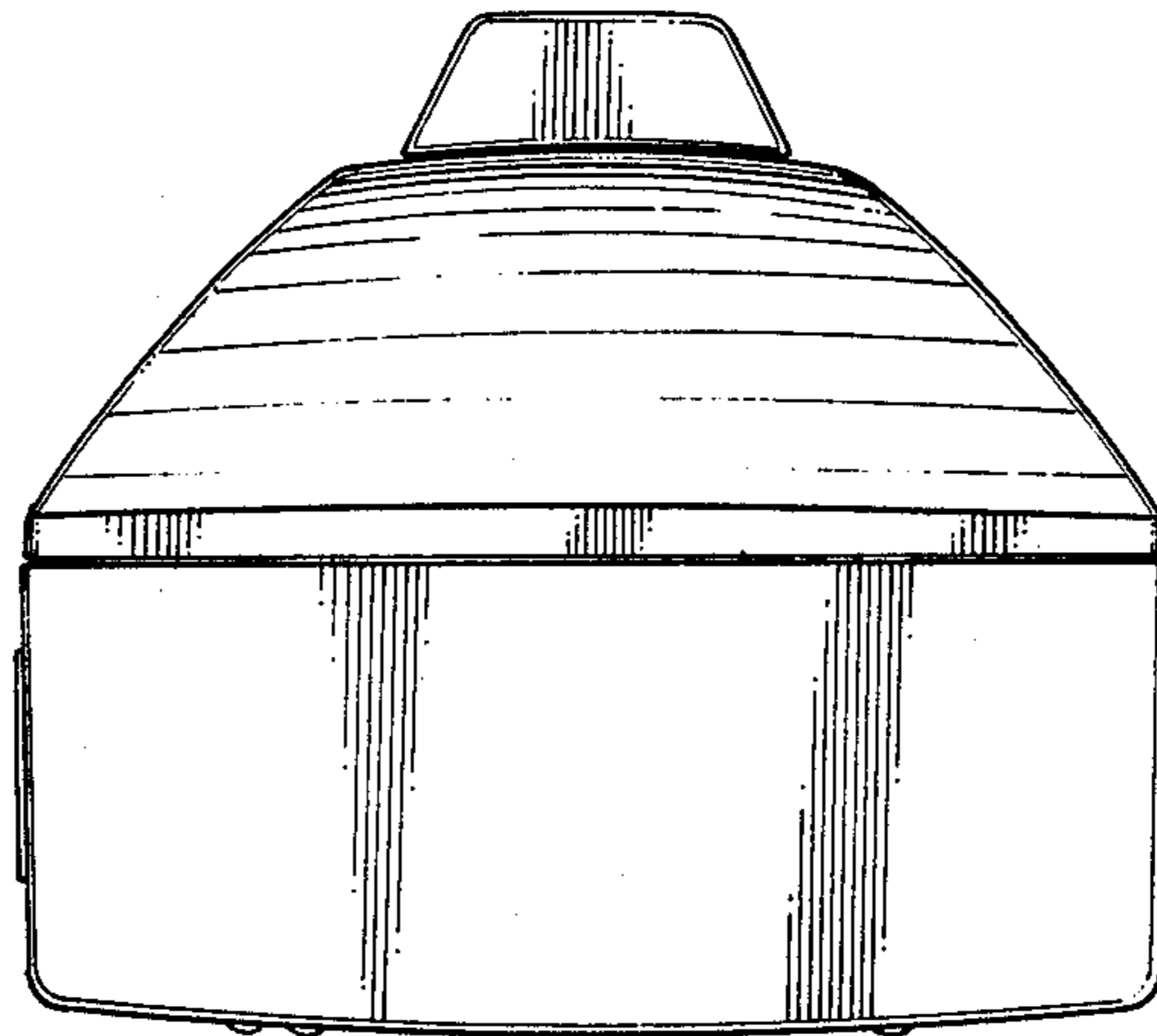


FIG. 2

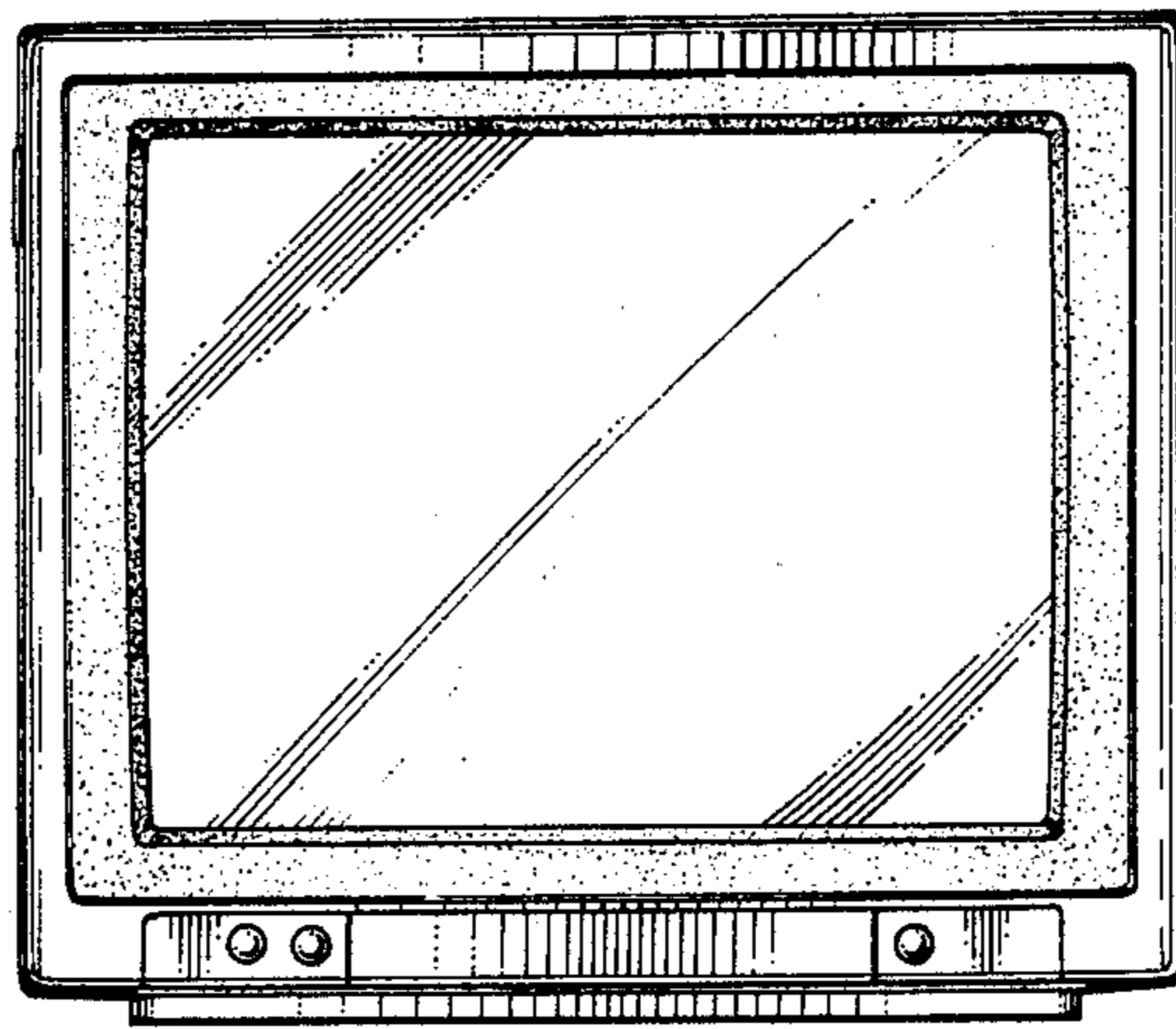


FIG. 4

