

[54] **ROD-MOUNTED SUPPORT BRACKET**

[75] **Inventor: Kent W. Murphy, Wooster, Ohio**

[73] **Assignee: Rubbermaid Incorporated, Wooster, Ohio**

[**] **Term: 14 Years**

[21] **Appl. No.: 807,061**

[22] **Filed: Nov. 29, 1985**

[52] **U.S. Cl. D8/380**

[58] **Field of Search D8/373, 380, 376;
D6/552; 248/221.2, 251, 256; 211/123**

[56] **References Cited**

U.S. PATENT DOCUMENTS

D. 230,702	3/1963	Je Her	D8/376
D. 245,554	8/1977	Surkin et al.	D6/552
D. 257,221	10/1980	Presner	D8/380
D. 257,420	10/1980	Follows	D8/380
3,081,882	3/1963	Magnuson	211/123 X

3,813,071	5/1974	Noryd	248/251
4,405,108	9/1983	Muirhead	248/221.2 X

FOREIGN PATENT DOCUMENTS

143659	2/1931	Switzerland	248/256
--------	--------	-------------	-------	---------

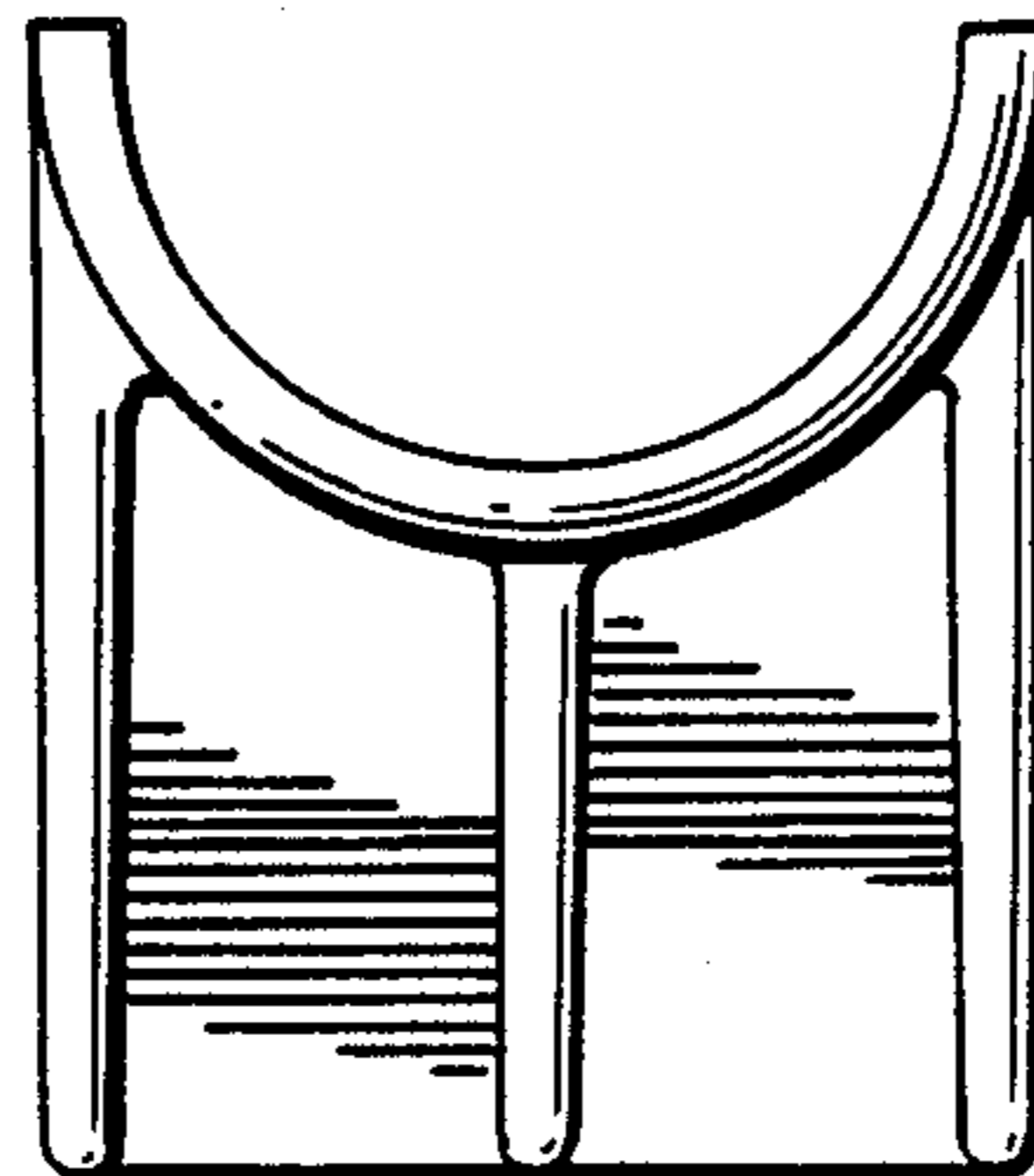

Primary Examiner—Horace B. Fay
Attorney, Agent, or Firm—Richard B. O'Planick

[57] **CLAIM**

The ornamental design for a rod-mounted support bracket, as shown and described.

DESCRIPTION

FIG. 1 is a left side, front perspective view of a rod-mounted support bracket showing my new design; FIG. 2 is a front elevational view thereof; FIG. 3 is a right side elevational view thereof, the left side elevational view being a mirror image; FIG. 4 is a rear elevational view thereof; and FIGS. 5 and 6 are respectively top and bottom plan views thereof.






Fig. 1

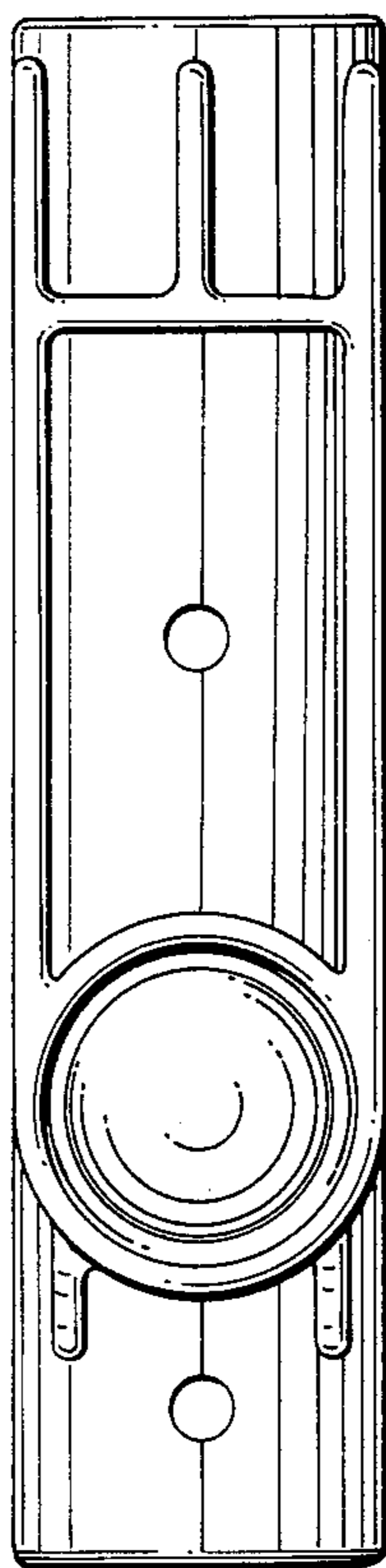


Fig. 2




Fig. 3

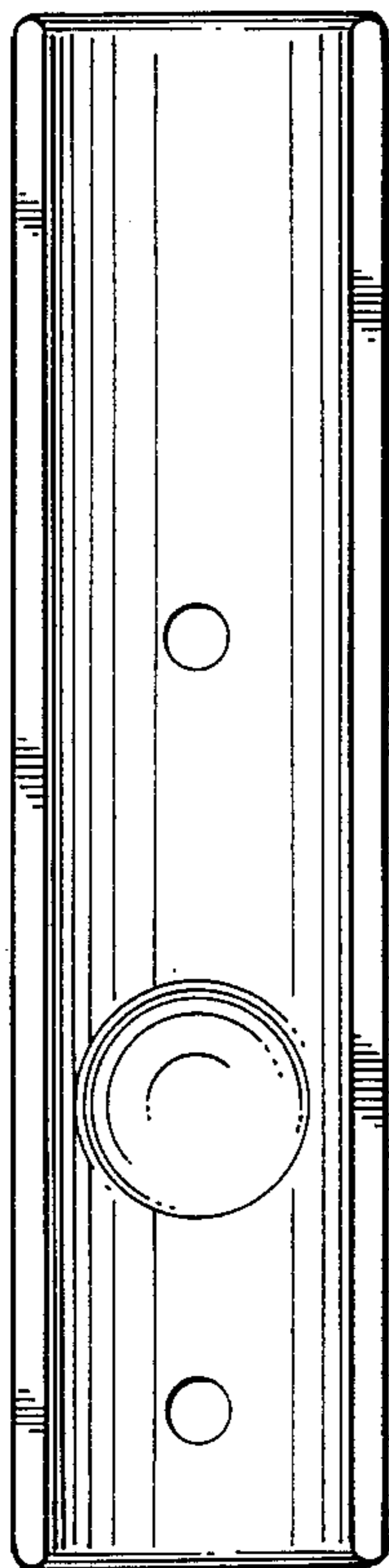


Fig. 4

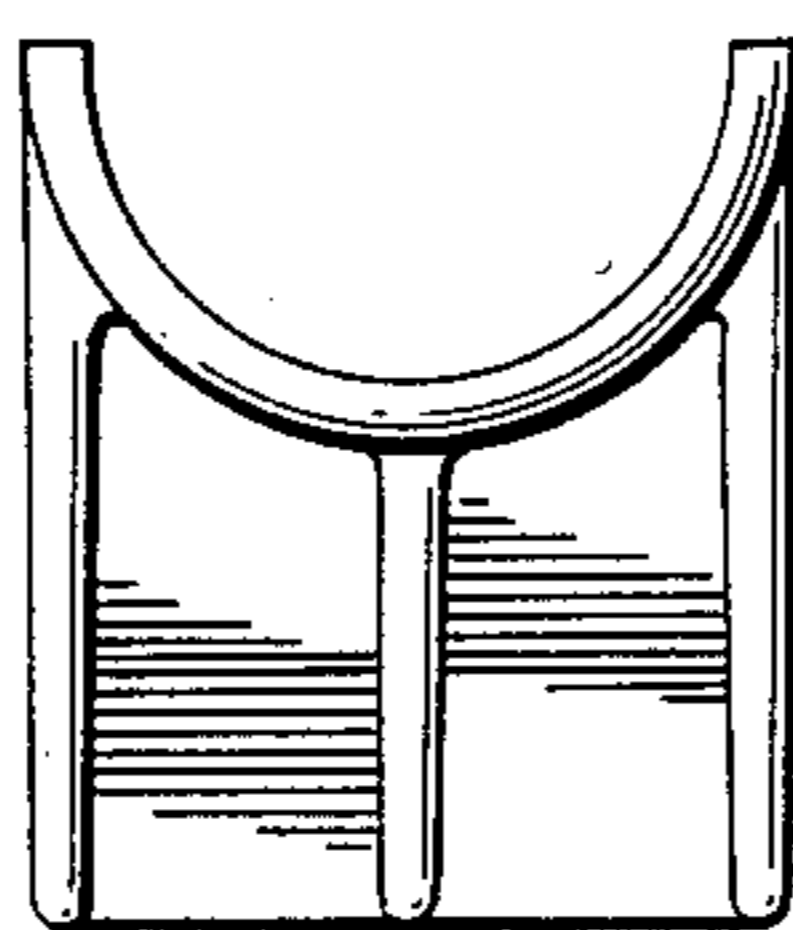


Fig. 5

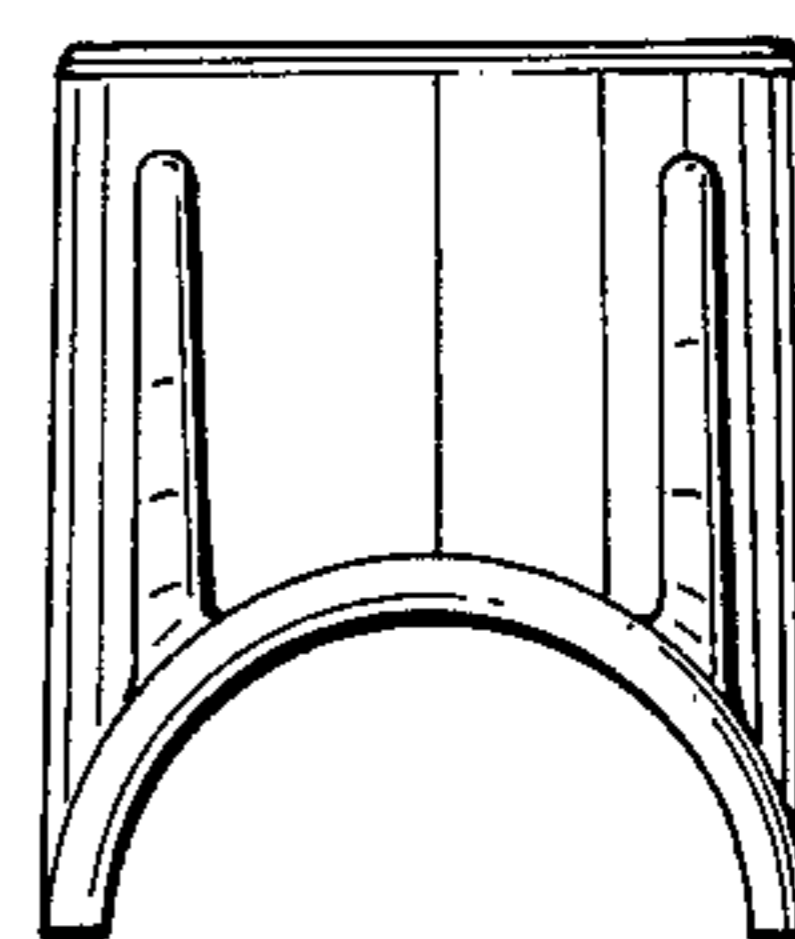


Fig. 6