

[54] COMBINATION WRENCH

[75] Inventors: Jacob C. Krapowicz, Ridgefield, Conn.; William G. Mader, York, Pa.

[73] Assignee: Easco Corporation, Baltimore, Md.

[\*\*] Term: 14 Years

[21] Appl. No.: 925,128

[22] Filed: Oct. 30, 1986

[52] U.S. Cl. .... D8/28

[58] Field of Search ..... D8/17-19, D8/21-29, 107; 81/176.1, 489, 119, 120, 121.1, 124.7, 125.1, 124.4, 176.15, 177.5

[56] References Cited

U.S. PATENT DOCUMENTS

3,215,009 11/1965 Peterson ..... 81/125

FOREIGN PATENT DOCUMENTS

0122179 10/1984 European Pat. Off. .... 81/176.1

OTHER PUBLICATIONS

Proto Tool Catalog #PR120-6902, p. 89 Combination Box & Open End Wrench in ctr.

OLFA Cutter & Knives catalog, Olfa Cutter "L-2", page marked 1.

Popular Science, May 1987, p. 88 Craftsman Ratchet Wrench, top right of page.

Primary Examiner—Wallace R. Burke

Assistant Examiner—Clare E. Heflin

Attorney, Agent, or Firm—Leonard Bloom

[57] CLAIM

The ornamental design for a combination wrench, as shown and described.

DESCRIPTION

FIG. 1 is a perspective view of the combination wrench showing our new design;

FIG. 2 is a top plan view thereof.

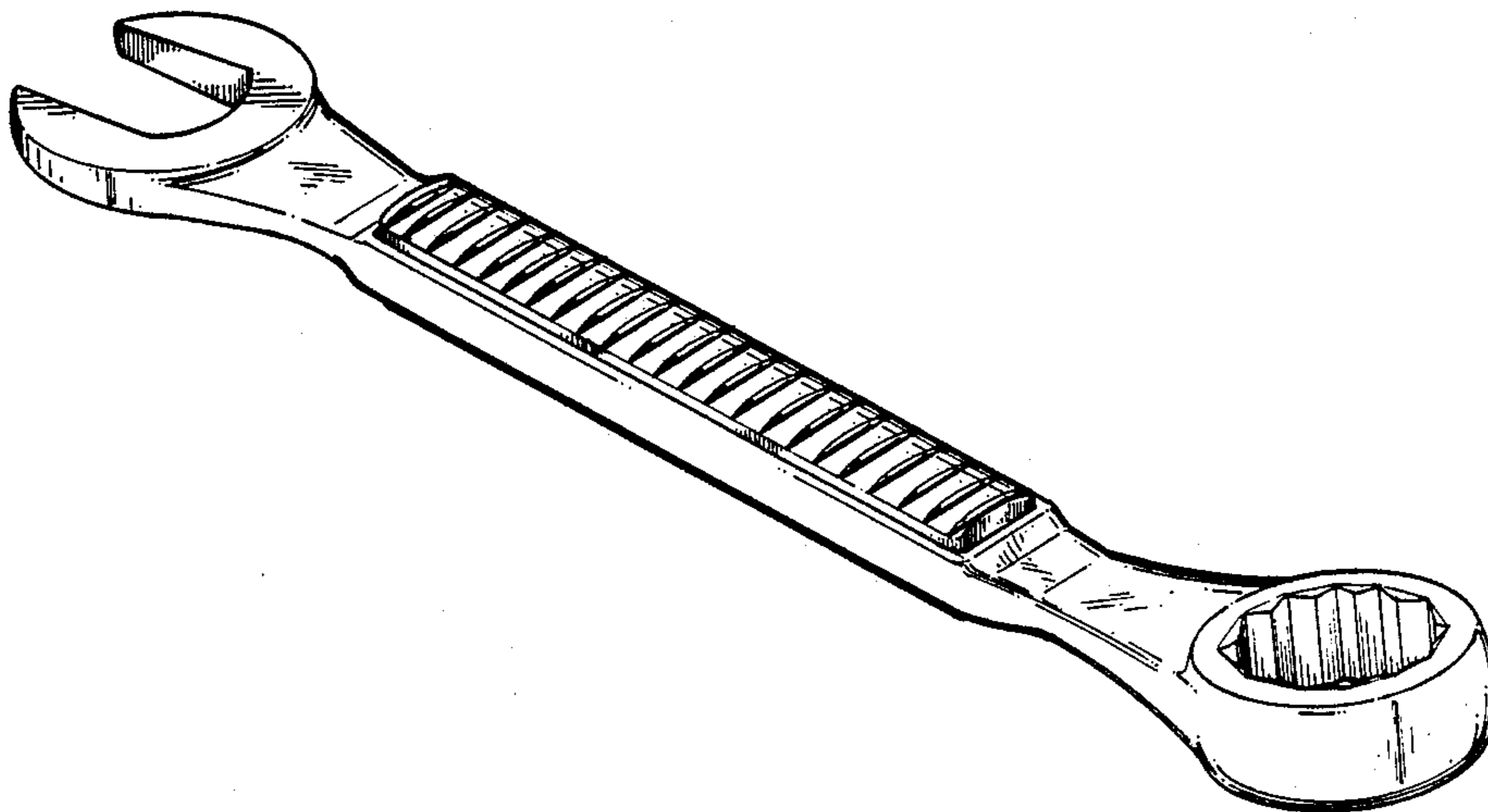
FIG. 3 is a bottom plan view thereof.

FIG. 4 is a side elevational view thereof, the opposite side being a mirror image.

FIG. 5 is an enlarged cross-sectional view thereof taken along line 5-5 in FIG. 3;

FIG. 6 is a rear elevational view thereof;

FIG. 7 is a front elevational view thereof.



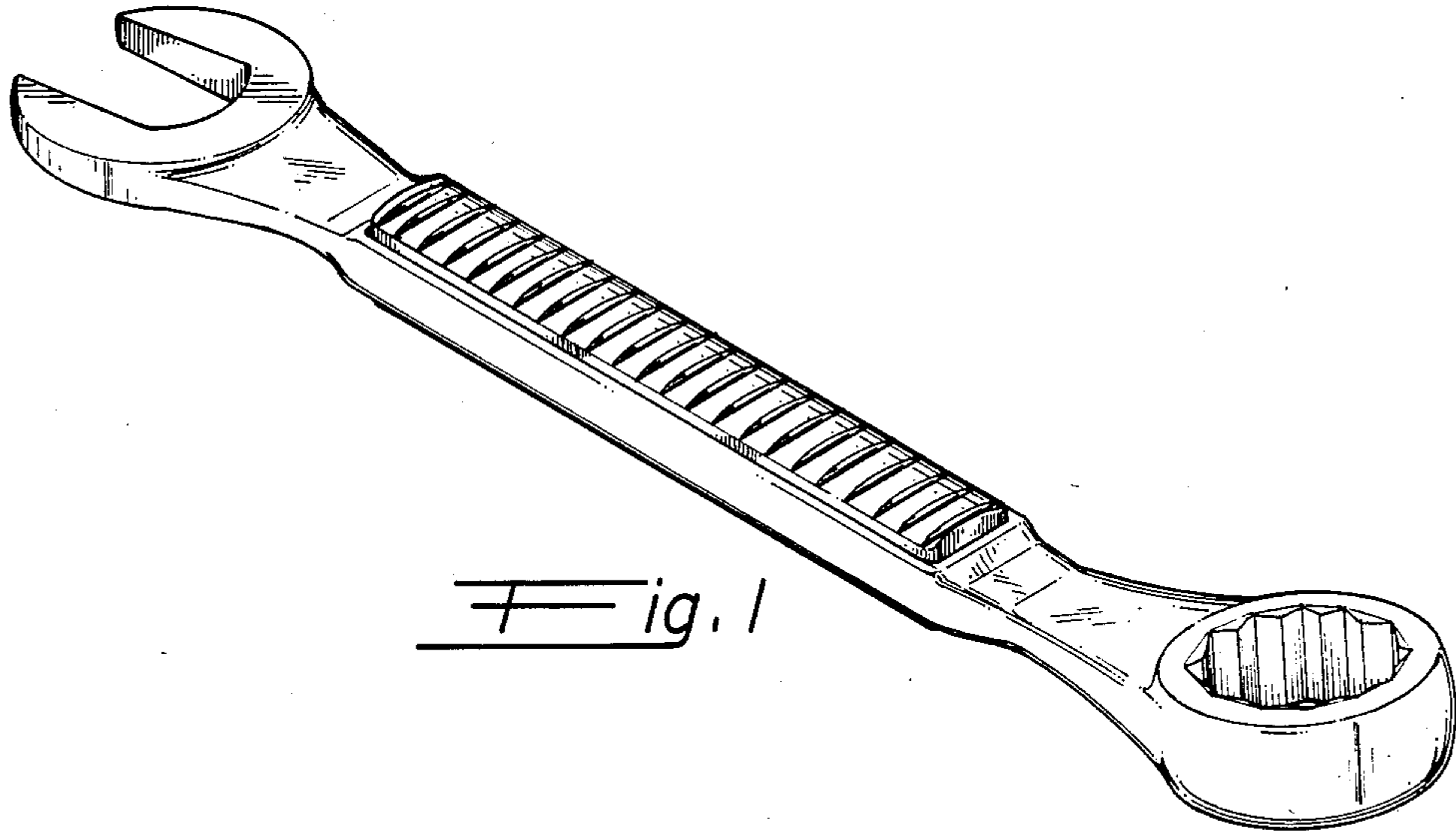


Fig. 1




Fig. 2

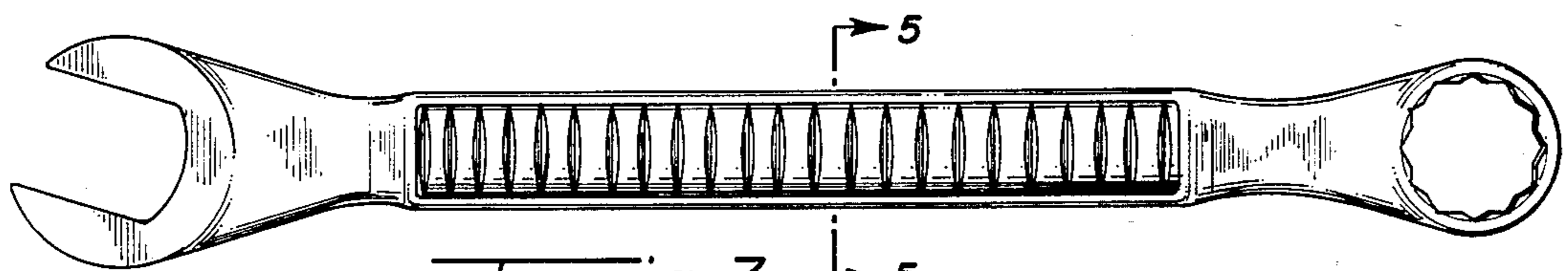


Fig. 3




Fig. 4

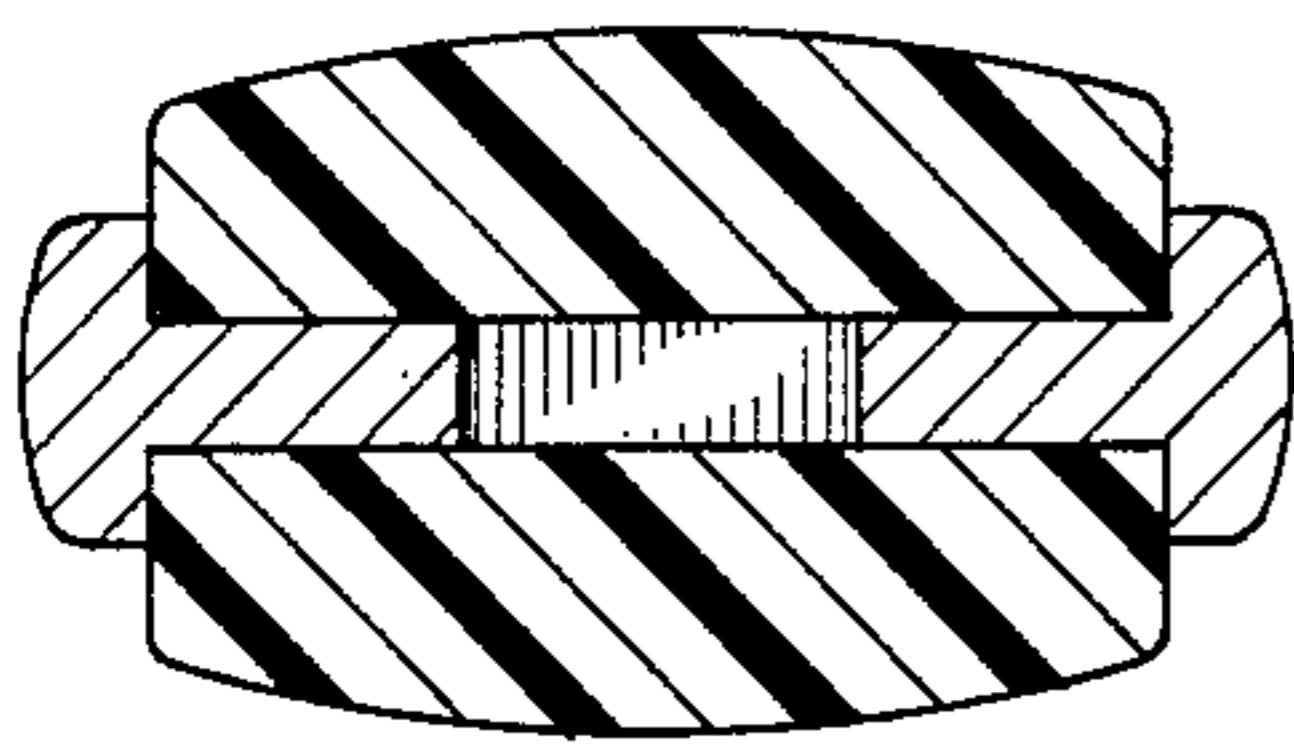


Fig. 5

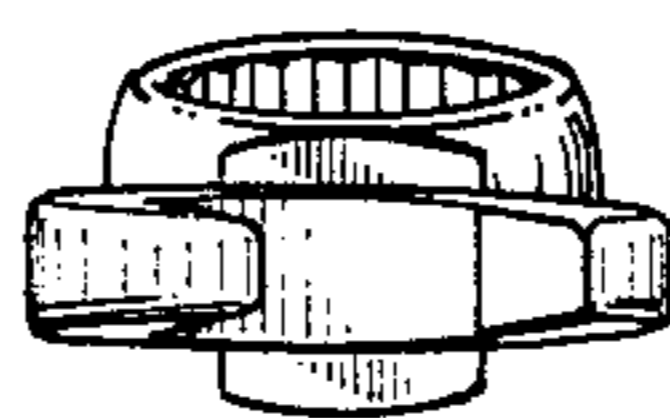


Fig. 6

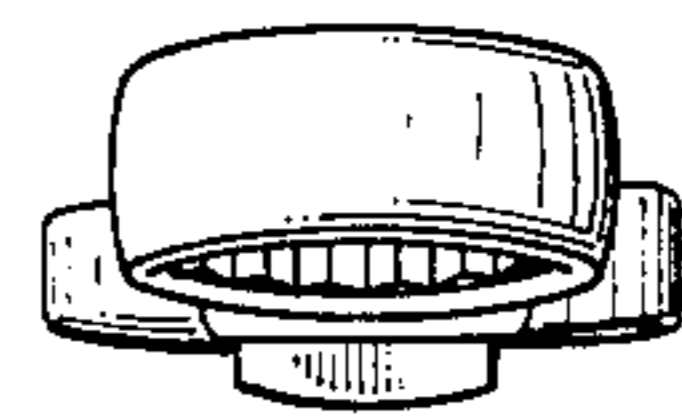


Fig. 7