

[54] SINK DISPENSER HEAD

[76] Inventor: Stephen O. Gregory, 2508 Arapahoe St., Denver, Colo. 80205

[\*\*] Term: 14 Years

[21] Appl. No.: 785,831

[22] Filed: Oct. 8, 1986

[52] U.S. Cl. .... D6/542

[58] Field of Search ..... D23/250-254; D8/300, 307, 314, 319; 16/124; D6/542-545; 4/628, 654; 222/323, 324

[56] References Cited

U.S. PATENT DOCUMENTS

D. 56,079	8/1920	Morris	.....	D6/545
D. 206,994	2/1967	Baker	.....	D6/545
D. 224,225	7/1972	Doman	.....	D23/
D. 241,097	8/1976	Morris	.....	D6/542
D. 265,498	7/1982	Paul	.....	D23/
D. 276,065	10/1984	Stairs, Jr.	.....	D23/
D. 279,062	6/1985	Kanfer	.....	D6/545
D. 284,786	7/1986	Doman et al.	.....	D23/
D. 285,827	9/1986	Hill et al.	.....	D23/
923,447	6/1909	Schmidt	.....	4/628 X

943,458	12/1909	Podmore	.....	4/628 X
1,118,977	12/1914	Watrous	.....	4/628 X
3,078,471	2/1963	Knibb	.....	4/628 X
3,349,967	10/1967	Schneller	.....	222/135 X
3,451,068	6/1969	Phillips, Jr.	.....	4/628
3,508,282	4/1970	Phillips, Jr.	.....	4/628

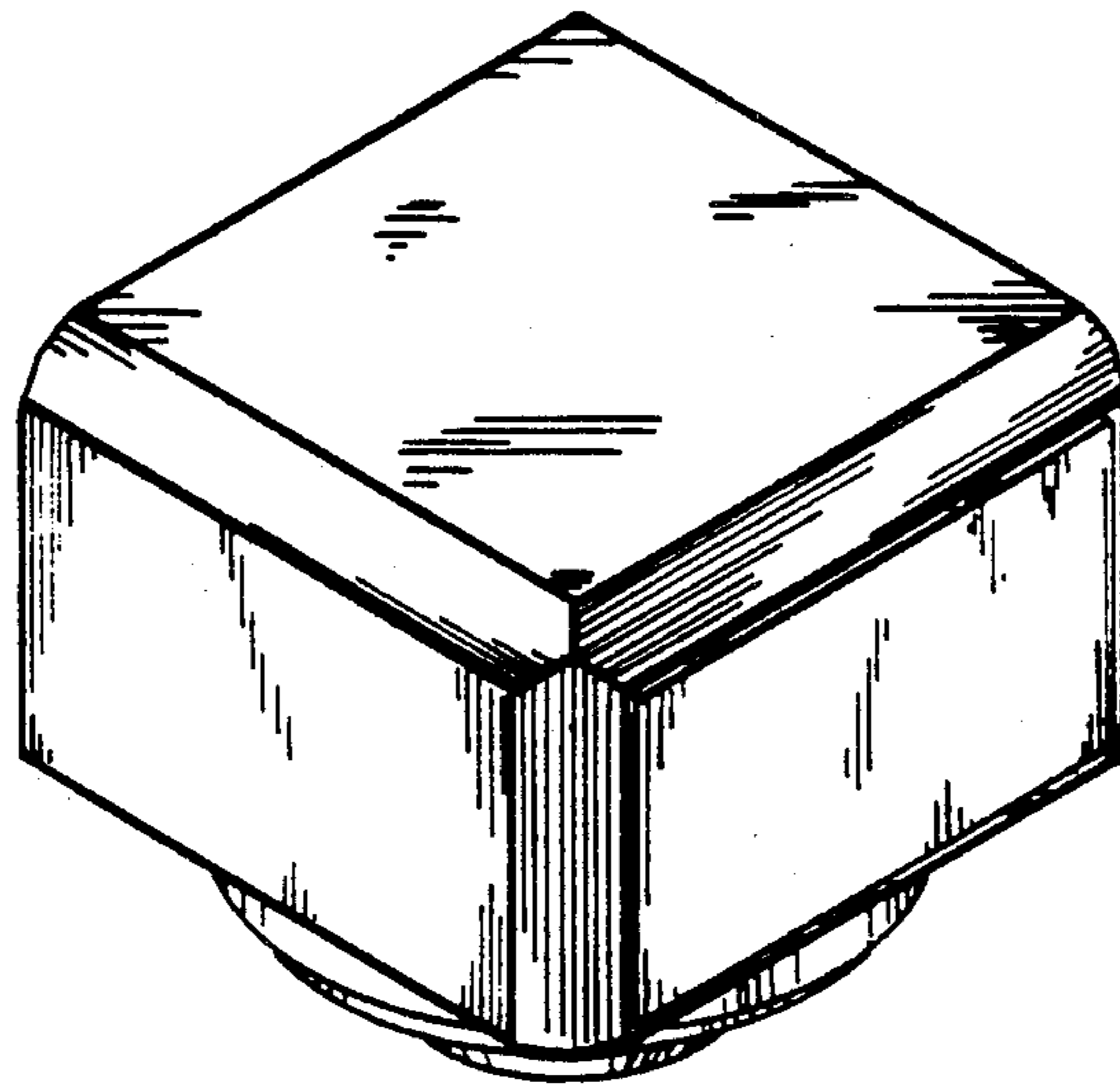
Primary Examiner—James R. Largen  
Attorney, Agent, or Firm—Gregg I. Anderson

[57] CLAIM

The ornamental design for a sink dispenser head, as shown and described.

DESCRIPTION

FIG. 1 is a top perspective view of a sink dispenser head showing my new design;  
FIG. 2 is an enlarged top perspective view thereof;  
FIG. 3 is a rear elevational view thereof;  
FIG. 4 is a bottom plan view thereof;  
FIG. 5 is a top plan view thereof;  
FIG. 6 is a front elevational view thereof;  
FIG. 7 is a left side elevational view thereof; and  
FIG. 8 is right elevational view thereof.  
The broken line representation of a faucet and a sink in FIG. 1 is for purposes of illustration only and forms no part of the claimed design.



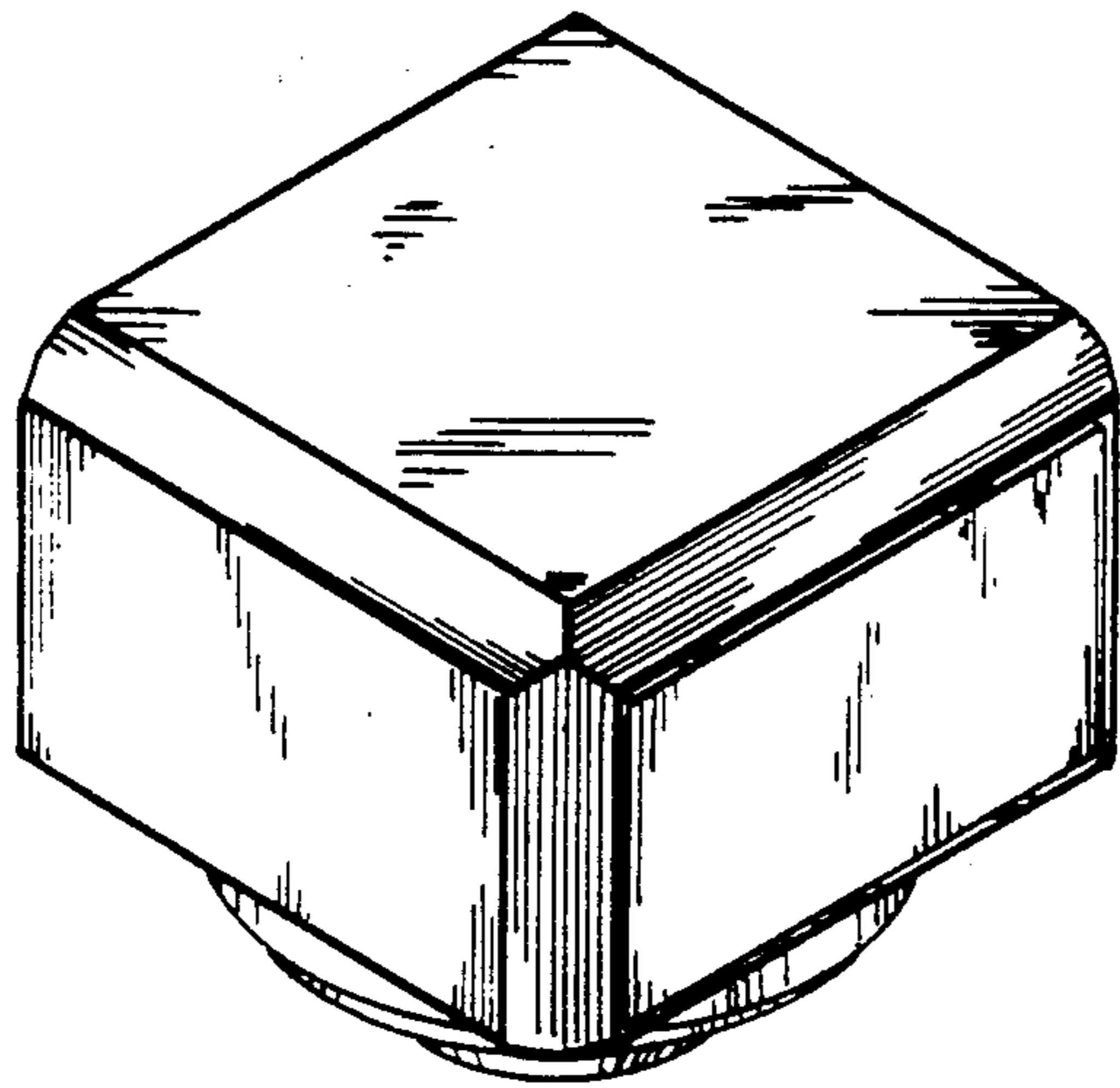
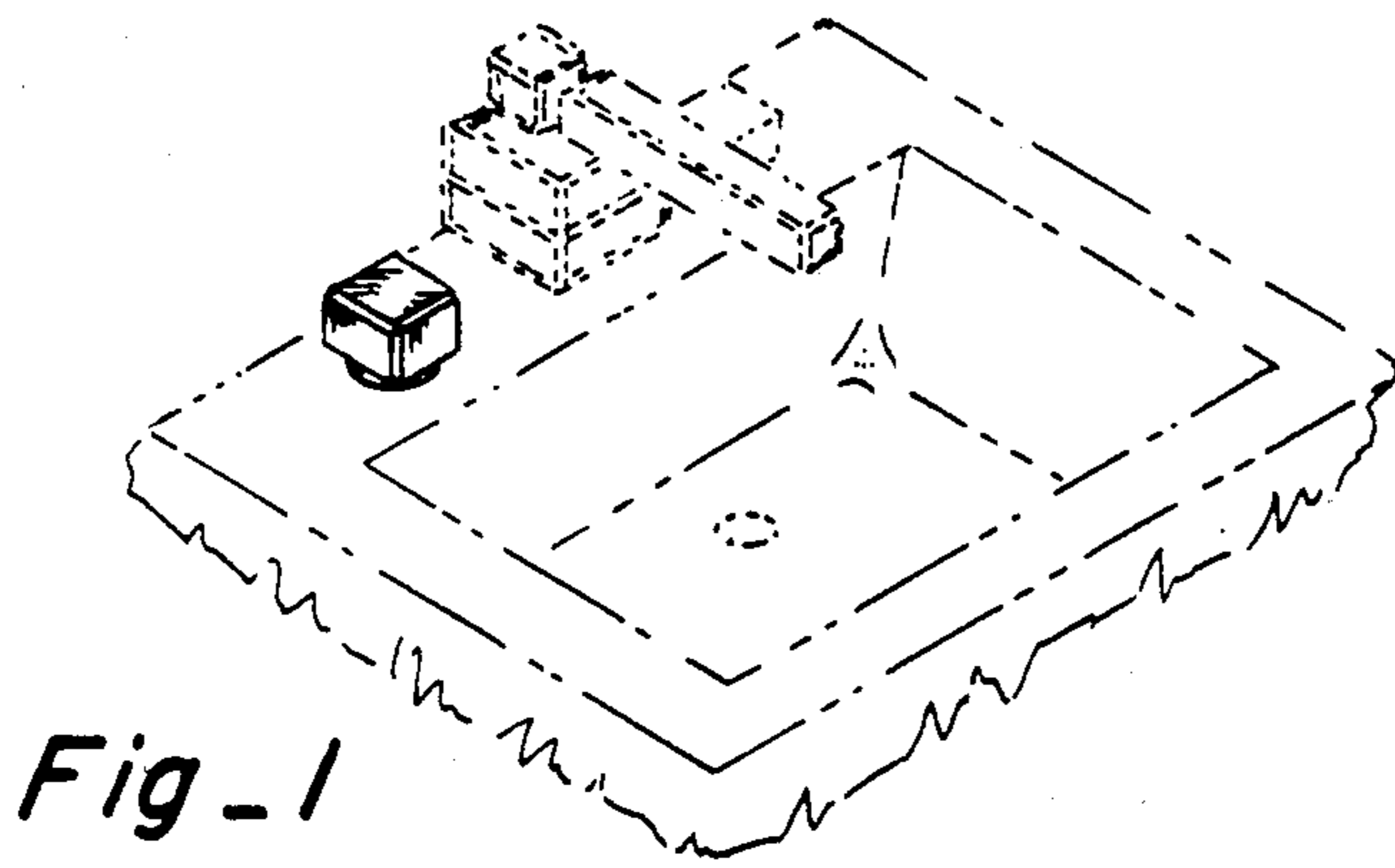


Fig-2




Fig-3

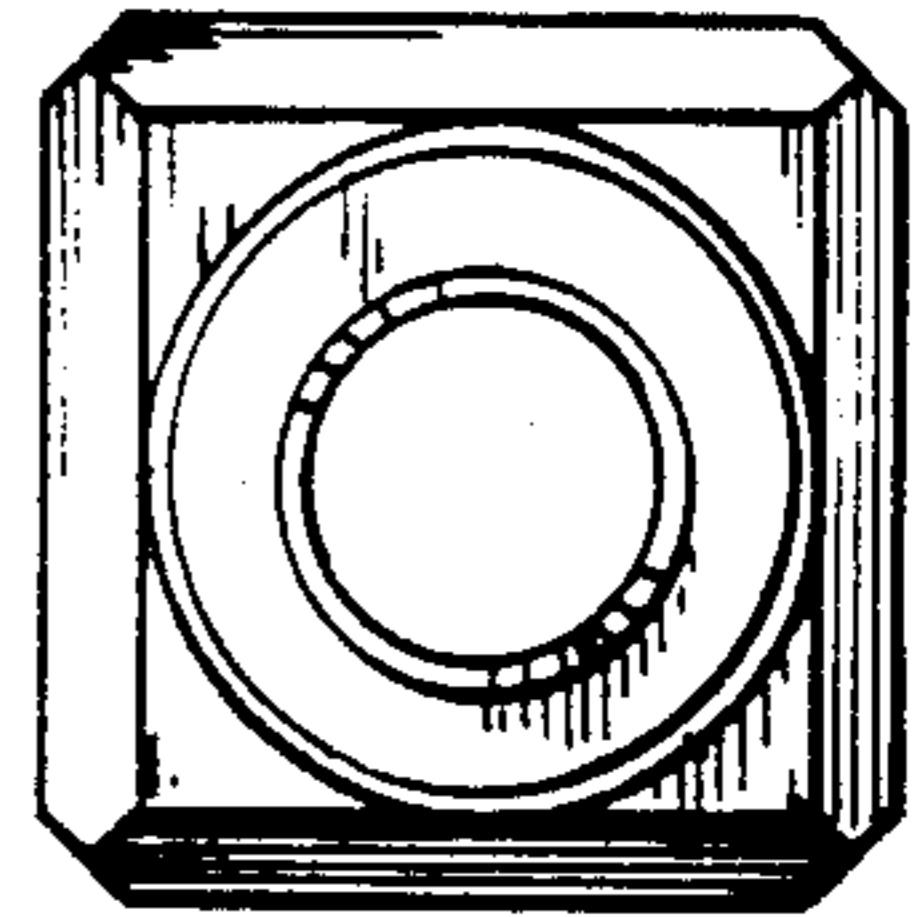


Fig-4

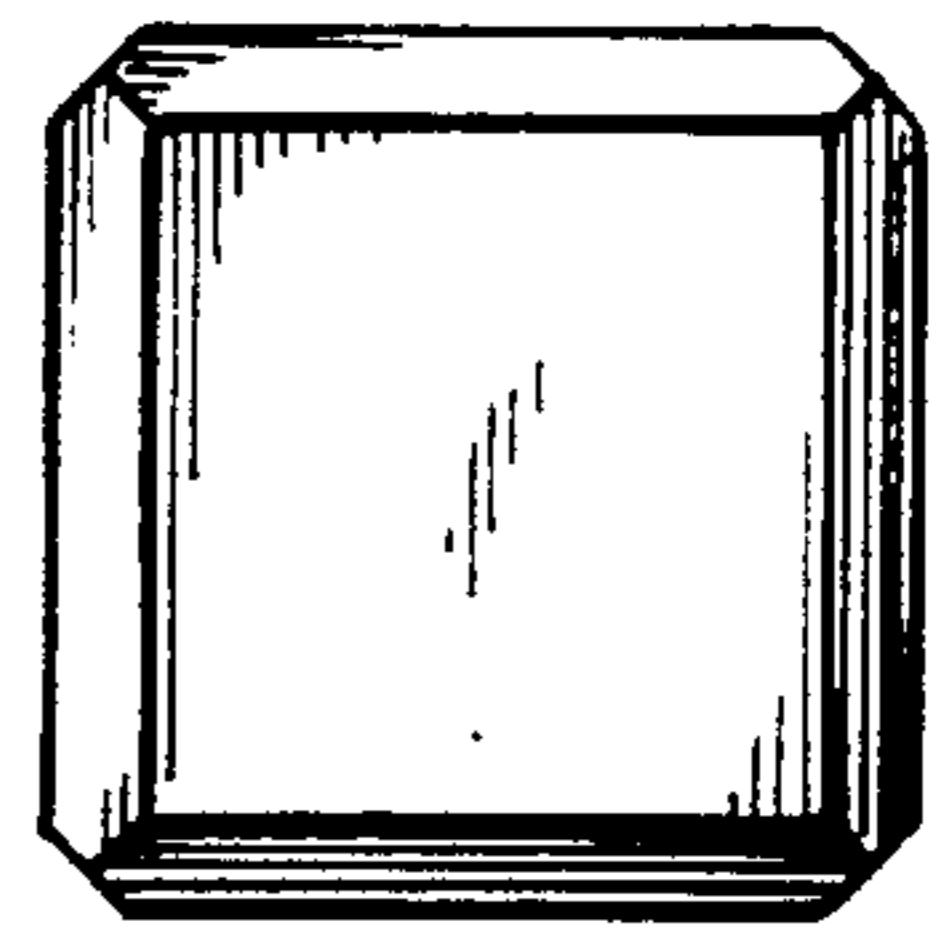


Fig-5




Fig-6

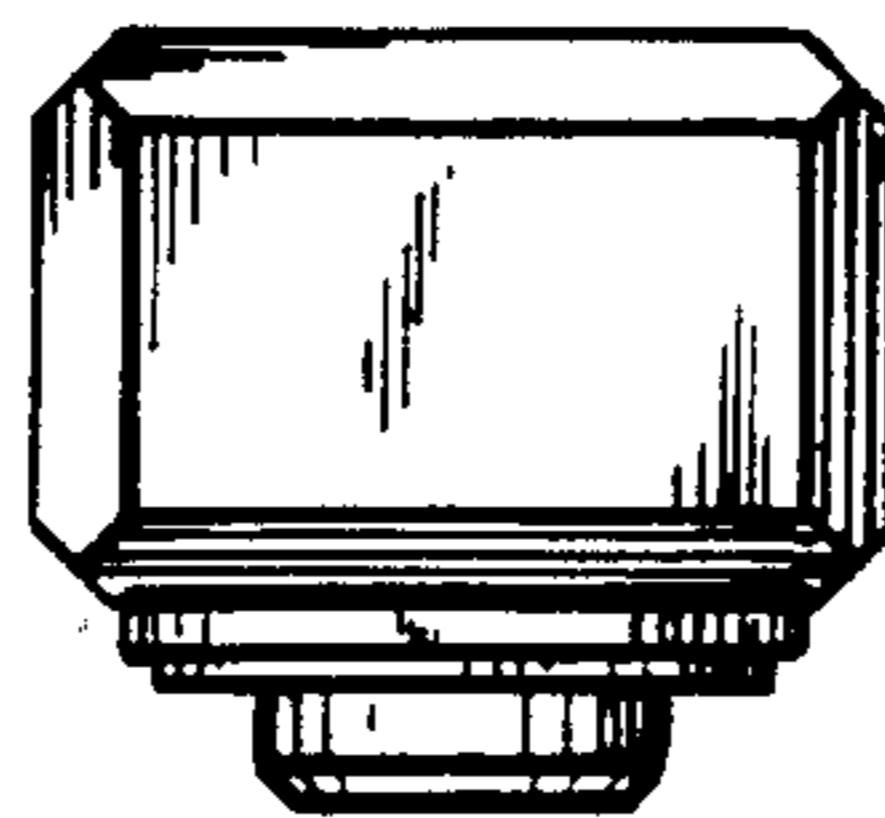


Fig-7




Fig-8