

[54] COMBINED WALKING STICK AND SEAT

[75] Inventors: Eric J. G. Large, Stroud; John D. Payne, Evesham, both of England

[73] Assignee: Stroud Metal Company Limited, Stroud, England

[\*\*] Term: 14 Years

[21] Appl. No.: 763,261

[22] Filed: Aug. 6, 1985

[30] Foreign Application Priority Data

Mar. 26, 1985 [GB] United Kingdom ..... 1,025,794

[52] U.S. Cl. .... D6/335; D6/355; D6/364; D6/368

[58] Field of Search ..... D3/7; D6/367, 368

[56] References Cited

U.S. PATENT DOCUMENTS

D. 113,534 2/1939 Bodkin ..... D3/7  
4,098,478 7/1978 Spitzke ..... D6/368 X

Primary Examiner—Bruce W. Dunkins

Attorney, Agent, or Firm—Young & Thompson

[57] CLAIM

The ornamental design for a combined walking stick and seat, as shown and described.

DESCRIPTION

FIG. 1 is an elevational view of a combined walking stick and seat showing our new design;

FIG. 2 is a side elevational view the opposite side being a mirror image thereof;

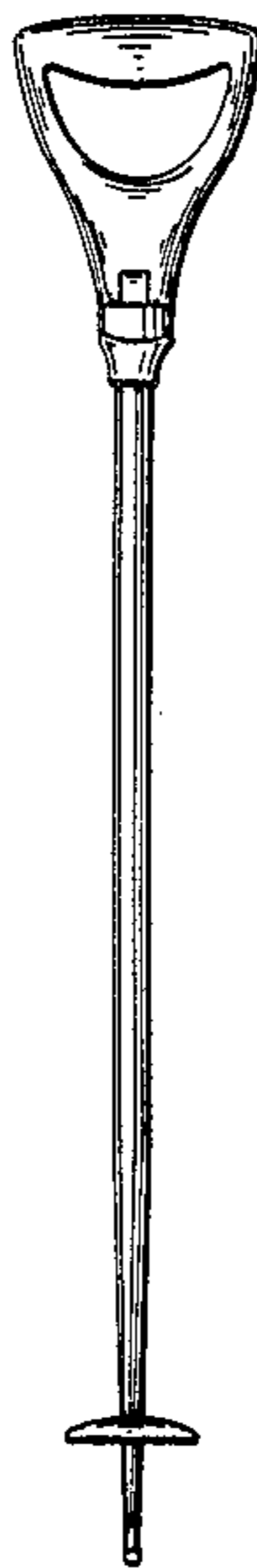
FIG. 3 is an elevational view showing the edge not shown in FIG. 1;

FIG. 4 is a cross-sectional view;

FIG. 5 is a top plan view; and,

FIG. 6 is an enlarged fragmentary view of the upper portion of FIG. 2.

The design is characterized by a combined handle and seat of generally triangular shape with a crescent aperture therethrough, secured to an elongated shaft by a connector portion having vertical sides at its top in combination with concave sides below said top which converge toward the shaft, all as best illustrated in FIGS. 1, 2 and 6.



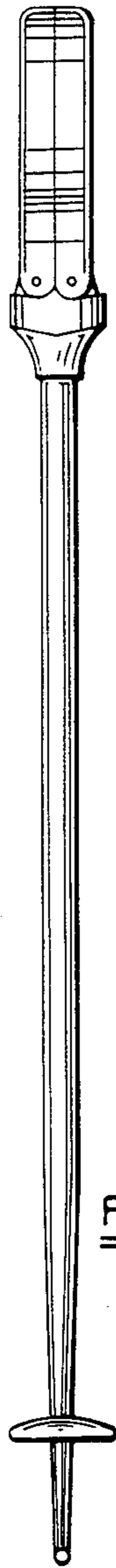


FIG 1

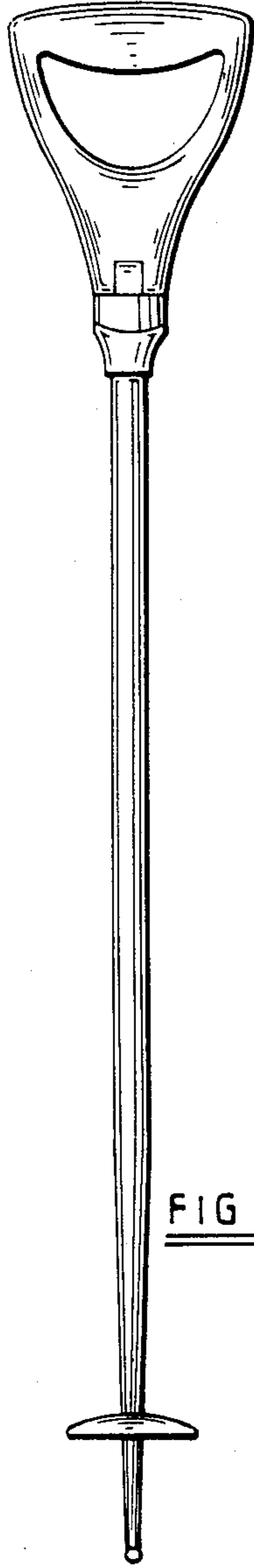


FIG 2

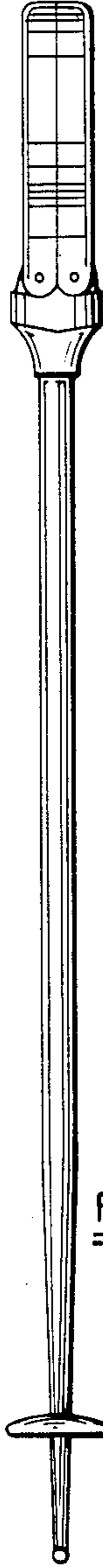


FIG 3

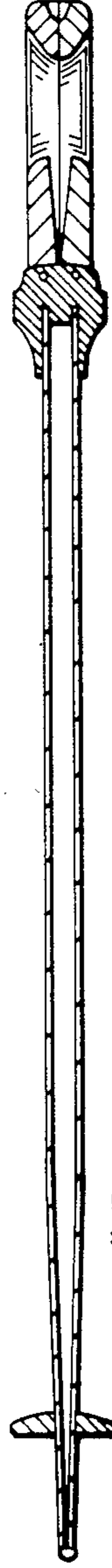


FIG 4

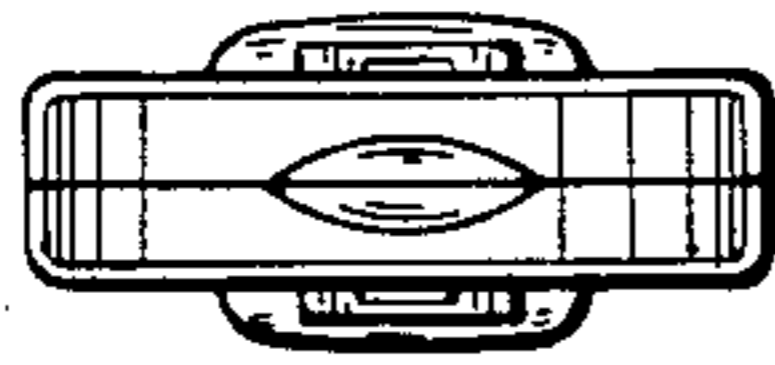


FIG 5

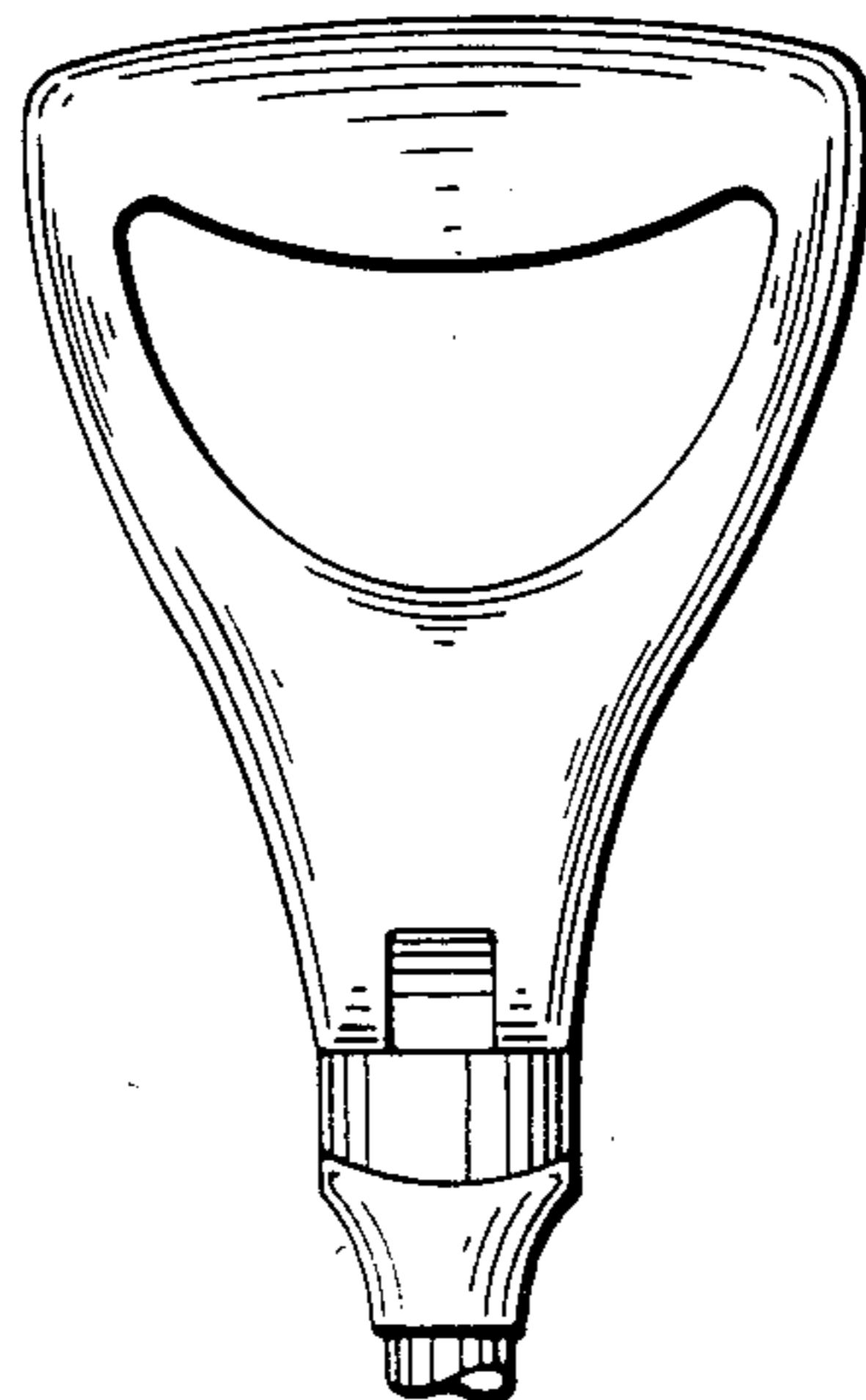


FIG 6