

[54] CAMOUFLAGE FABRIC

D. 263,637 3/1982 Fobes ..... D5/62

[75] Inventor: Don S. Norton, Clinton, Miss.

Primary Examiner—Bernard Ansher  
Assistant Examiner—Theodore M. Shooman  
Attorney, Agent, or Firm—Nixon & Vanderhye

[73] Assignee: Brell Mar Products, Inc., Jackson, Miss.

[57] CLAIM

[\*\*] Term: 14 Years

The ornamental design for a camouflage fabric, as shown and described.

[21] Appl. No.: 938,119

DESCRIPTION

[22] Filed: Dec. 4, 1986

[52] U.S. Cl. .... D5/62; D5/99; D5/43

FIG. 1 is a top plan view of a camouflage fabric showing my new design. A unit of the design is enclosed within the broken lines on the drawing;

[58] Field of Search ..... D5/26, 27, 43, 62, 65, D5/99; 428/17, 43, 919

FIG. 2 is a top plan view of a second embodiment of the camouflage fabric illustrated in FIG. 1;

[56] References Cited


U.S. PATENT DOCUMENTS

- D. 51,417 10/1917 Jagger ..... D5/62
- D. 53,463 6/1919 Reith ..... D5/62
- D. 72,044 2/1927 Wagner ..... D5/62
- D. 88,421 11/1932 Kohut ..... D5/62

FIG. 3 is a side elevational view of the embodiment disclosed in FIG. 2;


FIG. 4 is a front elevational view of the embodiment disclosed in FIG. 2; and

FIG. 5 is an enlarged fragmentary perspective view of the embodiment disclosed in FIG. 2.






*FIG. 1*





**FIG. 2**



**FIG. 3**



**FIG. 4**



**FIG. 5**

