

[54] REFRIGERATOR

[75] Inventors: Takashi Kuwabara; Yoshiharu Shimura; Yuko Hayashi; Toshiyuku Hanamura; Kaoru Kanemori; Yoshihiro Yamakawa, all of Gunma, Japan

[73] Assignee: Sanyo Electric Co., Ltd., Japan

[\*\*] Term: 14 Years

[21] Appl. No.: 910,760

[22] Filed: Sep. 23, 1986

[52] U.S. Cl. .... D15/86

[58] Field of Search ..... D15/79, 81, 85, 86, D15/87, 88; D6/432, 436-439, 445-448, 470; 62/236, 190, 467; 312/116-117, 138 R, 236, 283

[56] References Cited

U.S. PATENT DOCUMENTS

- D. 190,453 5/1961 Munz et al. .... D15/86
- D. 190,777 6/1961 Collins et al. .... D15/86

- D. 191,242 8/1961 Fink ..... D15/86
- D. 191,927 12/1961 Trulaske ..... D15/85
- D. 210,560 3/1968 Kennedy et al. .... D15/86
- D. 236,654 9/1975 Meyer ..... D15/86
- D. 244,684 6/1977 Bartlett et al. .... D15/81
- D. 264,752 6/1982 Leolta ..... D15/85
- D. 265,316 7/1982 Trulaske ..... D15/85


Primary Examiner—Wallace R. Burke  
Assistant Examiner—Ruth Takemoto  
Attorney, Agent, or Firm—Darby & Darby

[57] CLAIM

The ornamental design for a refrigerator, as shown.

DESCRIPTION

FIG. 1 is a front perspective view of a refrigerator showing our new design;  
FIG. 2 is a front elevational view thereof;  
FIG. 3 is a rear elevational view thereof;  
FIG. 4 is a left side elevational view thereof;  
FIG. 5 is a right side elevational view thereof;  
FIG. 6 is top plan view thereof; and  
FIG. 7 is a bottom plan view thereof.



*FIG. 1*




FIG. 2

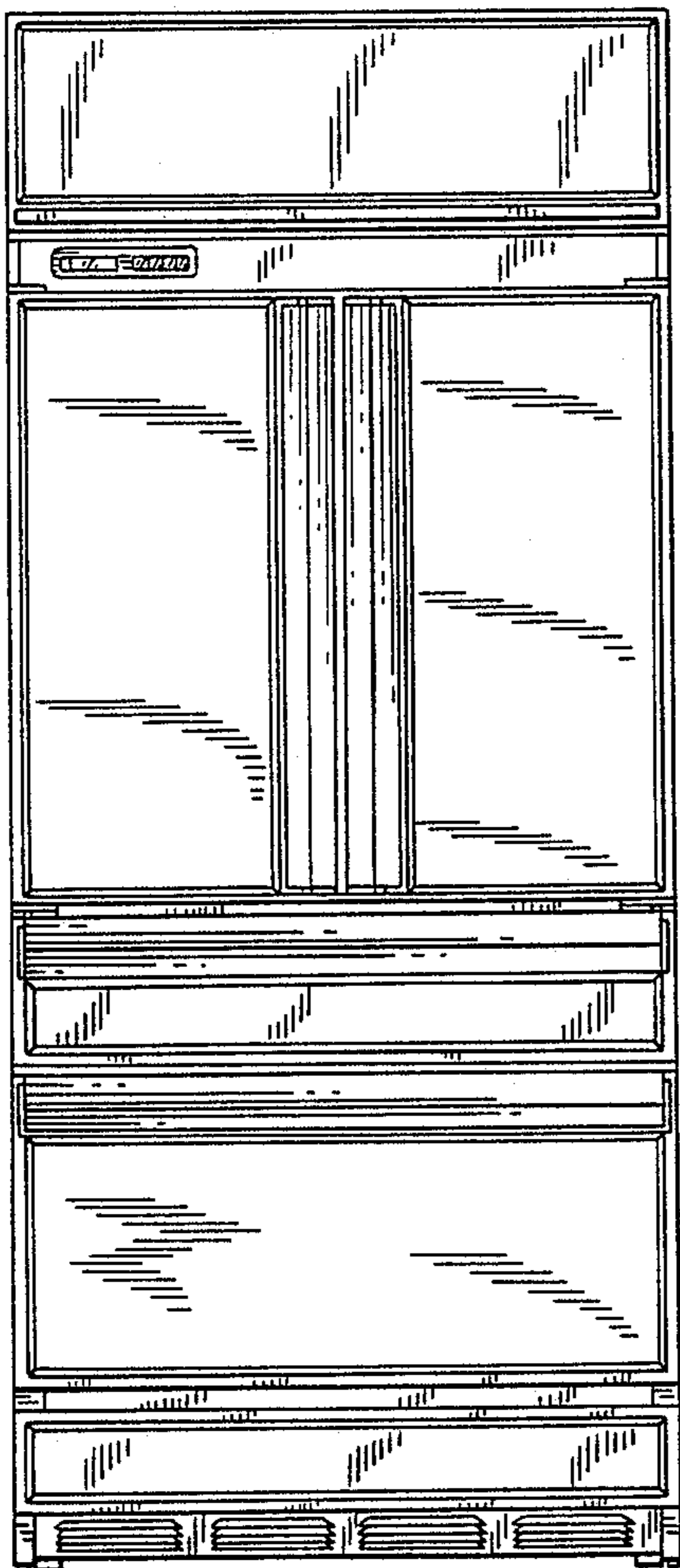


FIG. 3




FIG. 4

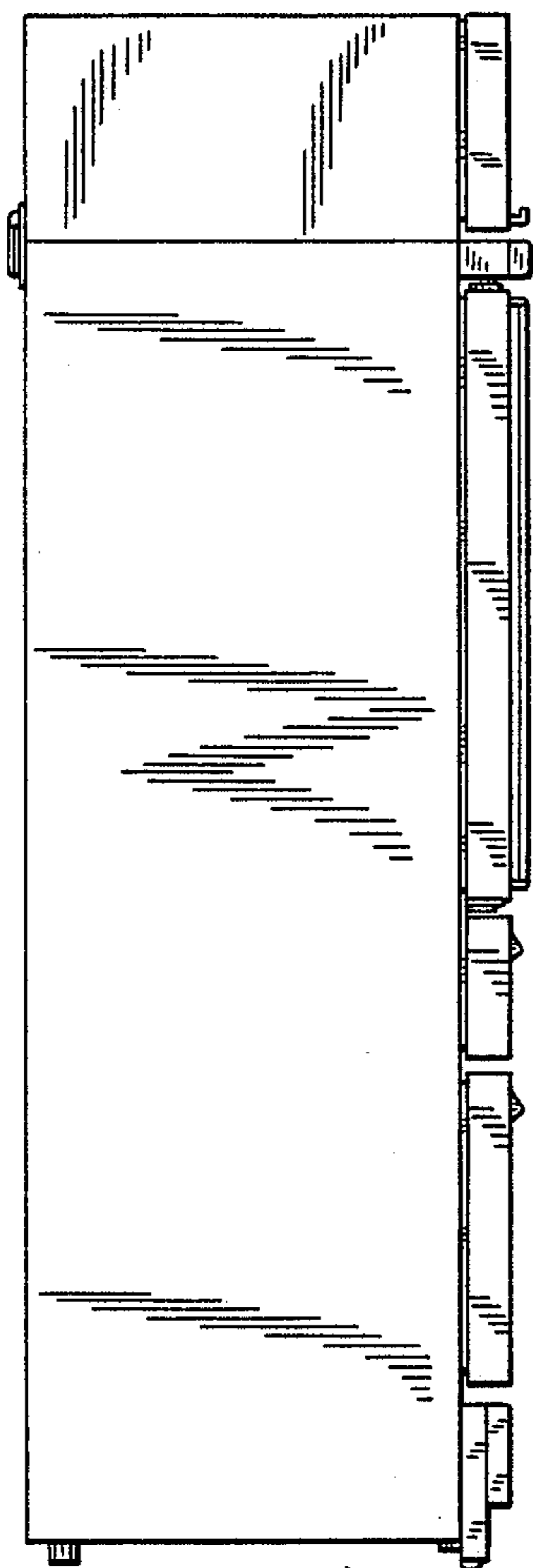
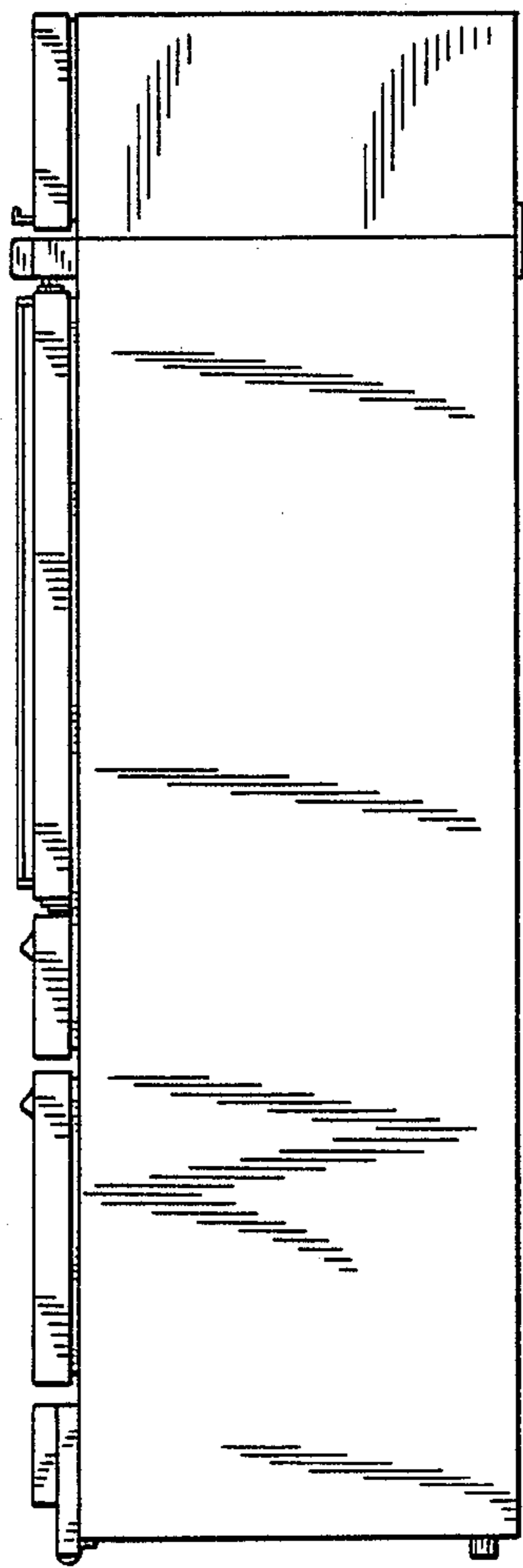
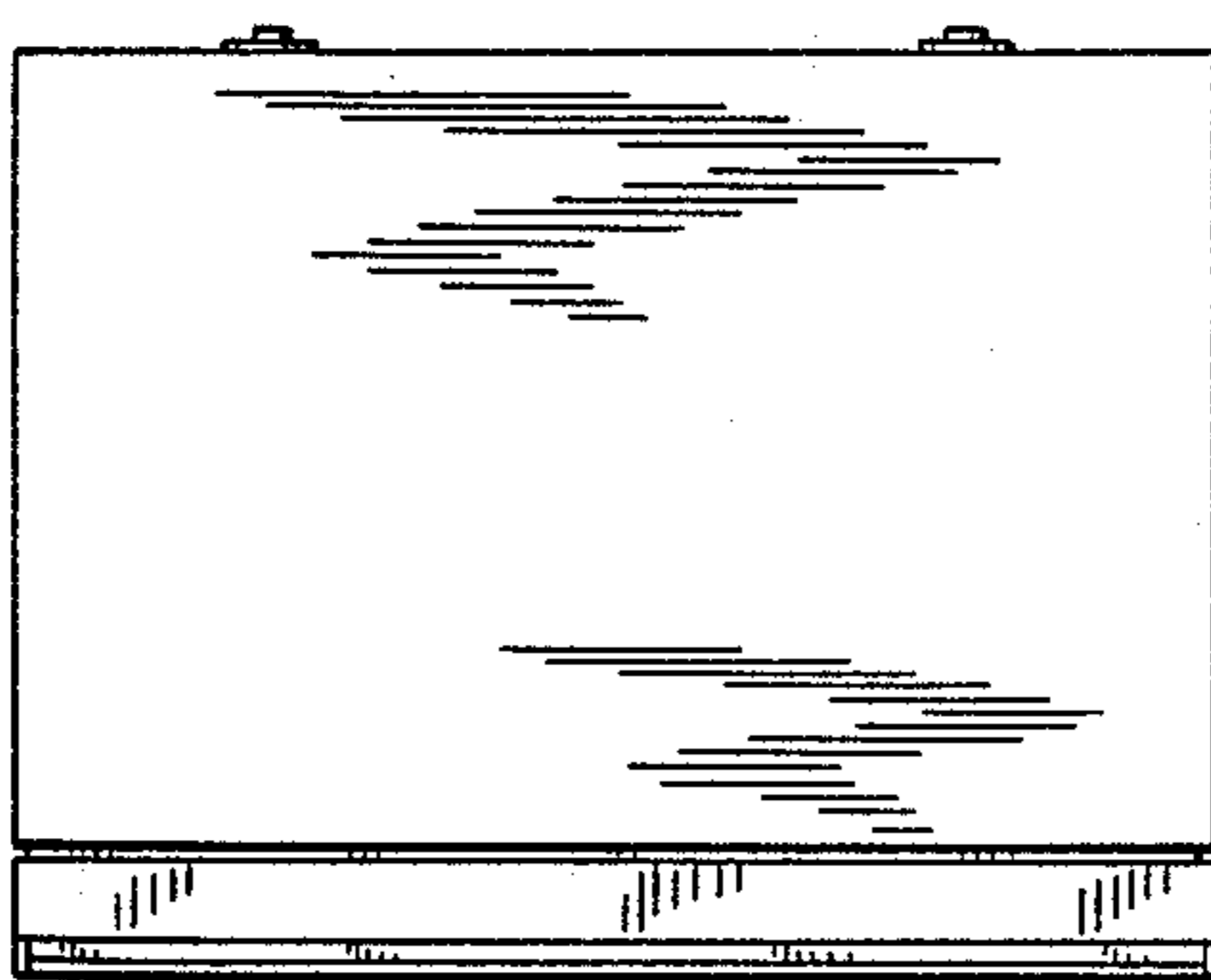


FIG. 5



*FIG. 6*



*FIG. 7*

