

[54] HOUSING FOR A TELEPHONE HANDSET OR SIMILAR ARTICLE

[75] Inventors: Leonid Soren, Lincolnwood; Albert L. Nagele, Wilmette, both of Ill.

[73] Assignee: Motorola, Inc., Schaumburg, Ill.

[**] Term: 14 Years

[21] Appl. No.: 73,777

[22] Filed: Jul. 13, 1987

[52] U.S. Cl. D14/63; D14/64

[58] Field of Search 53/62; D14/53, 63, 64; 455/89, 90; 379/440, 433, 419, 436, 434

[56] References Cited

U.S. PATENT DOCUMENTS

- D. 196,921 11/1963 Mattke D14/64
- D. 234,605 3/1975 Larson D26/14 K
- D. 247,564 3/1978 Greene D14/64 X
- D. 266,763 11/1982 Grae D14/64
- D. 269,873 7/1983 Nagele et al. D14/53
- D. 284,759 7/1986 Nagele et al. D14/53

- D. 287,248 12/1986 Reubenstein D14/63
- D. 287,584 1/1987 Huang D14/63 X
- D. 288,442 2/1987 Brown D14/64 X
- D. 289,895 5/1987 Shebayama et al. D14/64 X
- D. 291,305 8/1987 Harrison et al. D14/63 X
- 4,648,125 3/1987 Brown 455/90

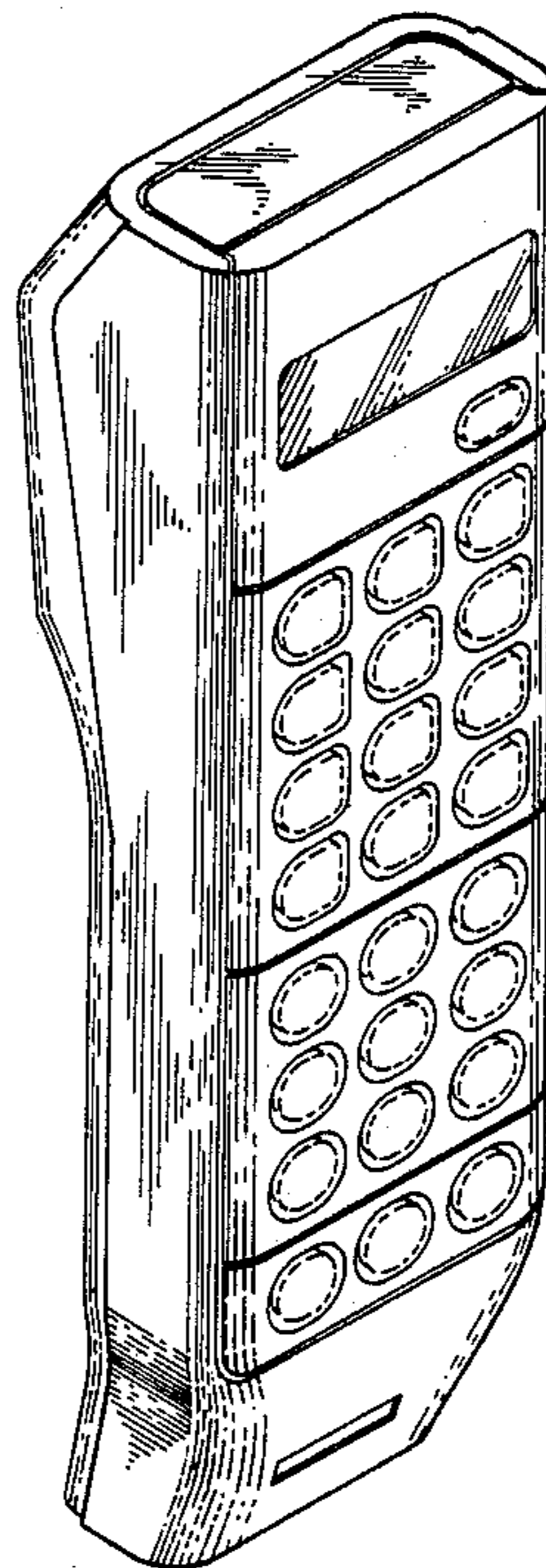

Primary Examiner—Horace B. Fay, Jr.
Attorney, Agent, or Firm—Rolland R. Hackbart

[57] CLAIM

The ornamental design for a housing for a telephone handset or similar article, as shown and described.

DESCRIPTION

FIG. 1 is a left side, top and front perspective view of a housing for a telephone handset or similar article; FIG. 2 is a right side elevational view thereof, the side opposite being a mirror image; FIG. 3 is a rear elevational view thereof; and, FIG. 4 is a bottom plan view. The broken line showing of pushbutton tops in FIG. 1 is for illustrative purposes only and forms no part of the claimed design.



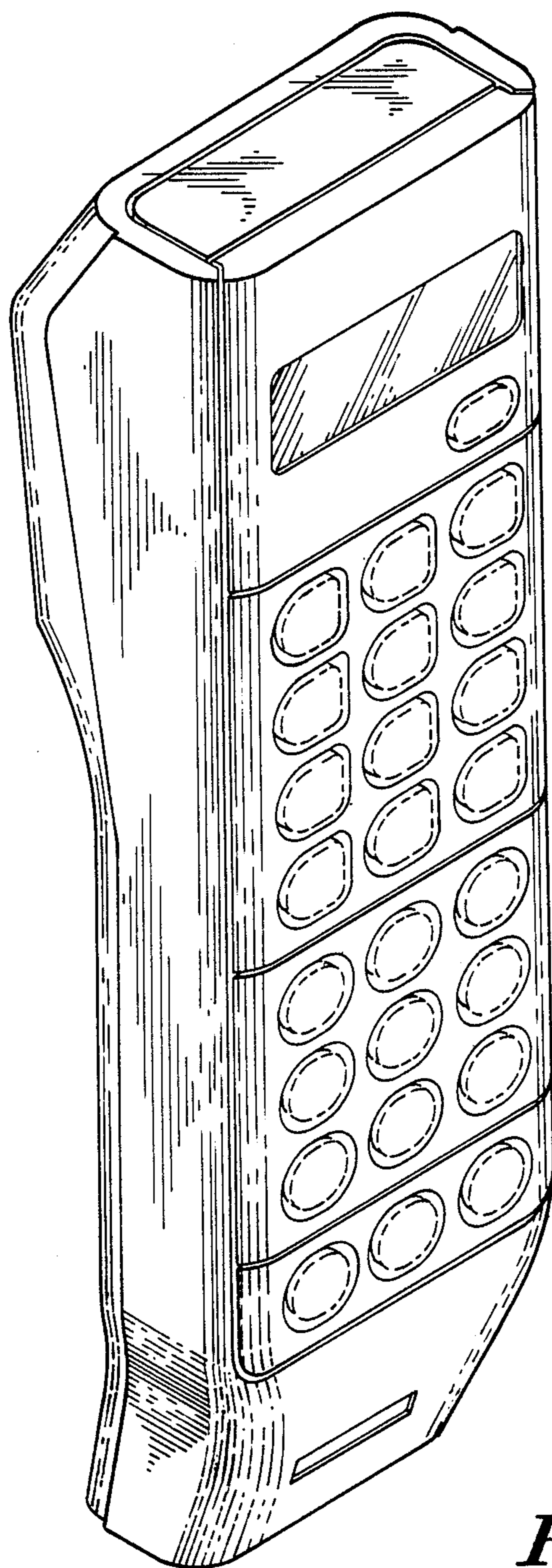


FIG. 1

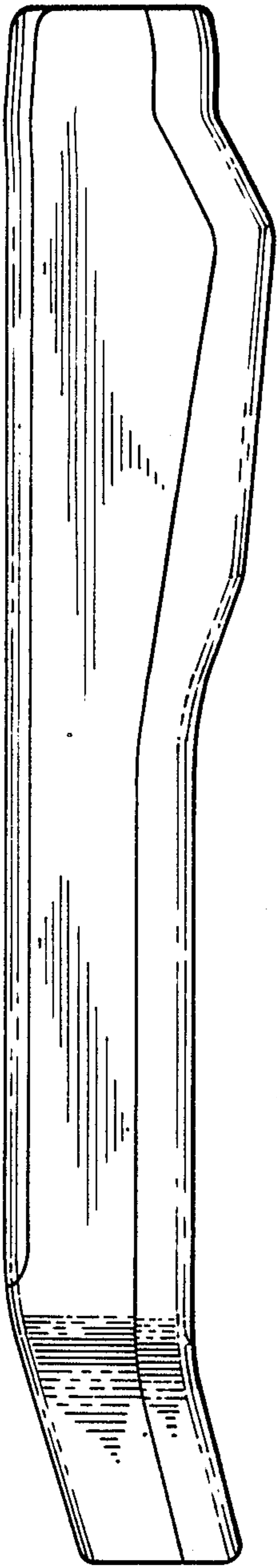


FIG. 2




FIG. 3

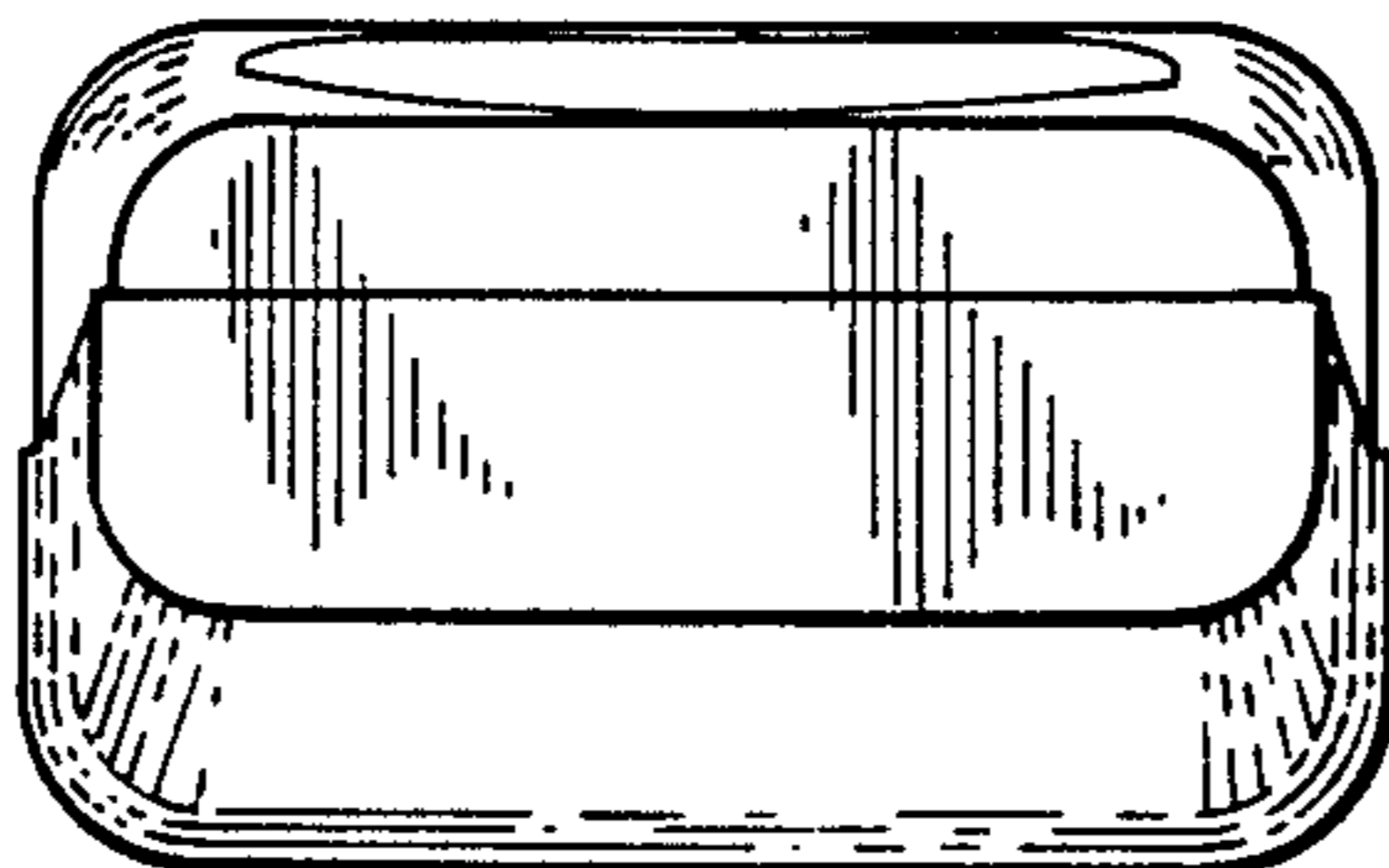


FIG. 4