

[54] HOUSING FOR A TELEPHONE HANDSET OR SIMILAR ARTICLE

[75] Inventor: Terrance N. Taylor, Cary, Ill.

[73] Assignee: Motorola, Inc., Schaumburg, Ill.

[**] Term: 14 Years

[21] Appl. No.: 67,860

[22] Filed: Jun. 29, 1987

[52] U.S. Cl. D14/63; D14/64; D14/67

[58] Field of Search D14/53, 63, 64; 379/419, 428, 433, 436, 440; 455/89, 90

[56] References Cited

U.S. PATENT DOCUMENTS

- D. 246,043 10/1977 Taylor D14/53
- D. 246,103 10/1977 Taylor D14/53
- D. 248,758 8/1978 Krolopp et al. D14/53
- D. 270,835 10/1983 Taylor D14/64
- D. 271,491 11/1983 Taylor D14/76
- D. 278,053 3/1985 Menn et al. D14/64 X
- D. 279,004 5/1985 Ryan D14/64 X
- D. 283,707 5/1986 Goodin et al. D14/60 X

- D. 285,439 9/1986 Nagele D14/63 X
- D. 286,778 11/1986 Beaumont D14/64
- D. 287,487 12/1986 Sasaki et al. D14/53
- D. 288,442 2/1987 Brown D14/63
- D. 291,564 8/1987 Kajita D14/60 X
- D. 292,578 11/1987 Taylor D14/66 X
- D. 292,920 11/1987 Taylor D14/66 X
- D. 297,009 8/1988 Grambush et al. D14/64

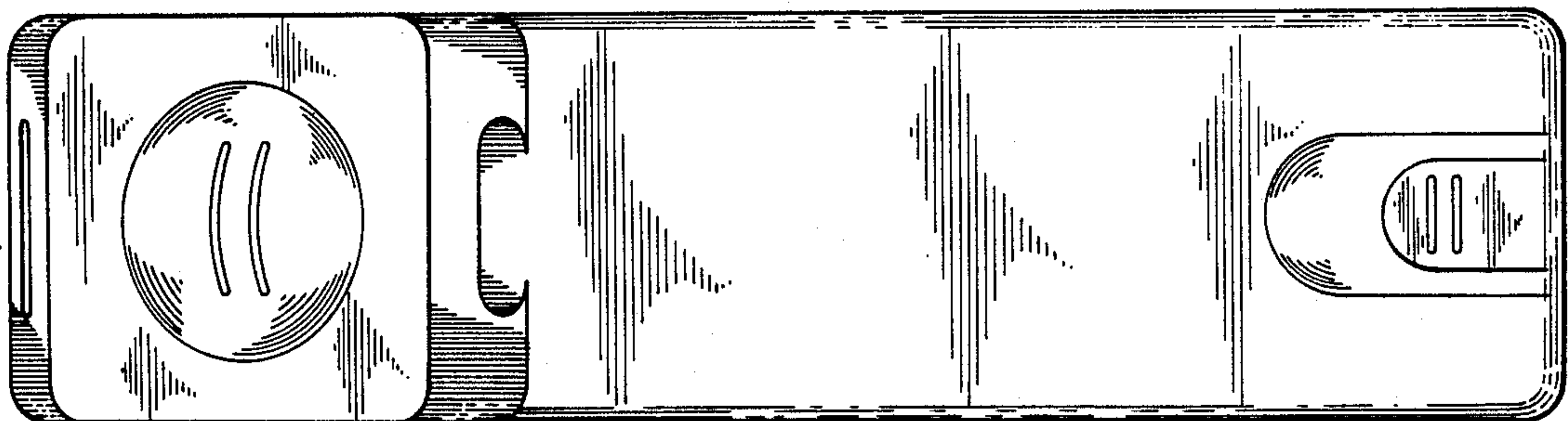
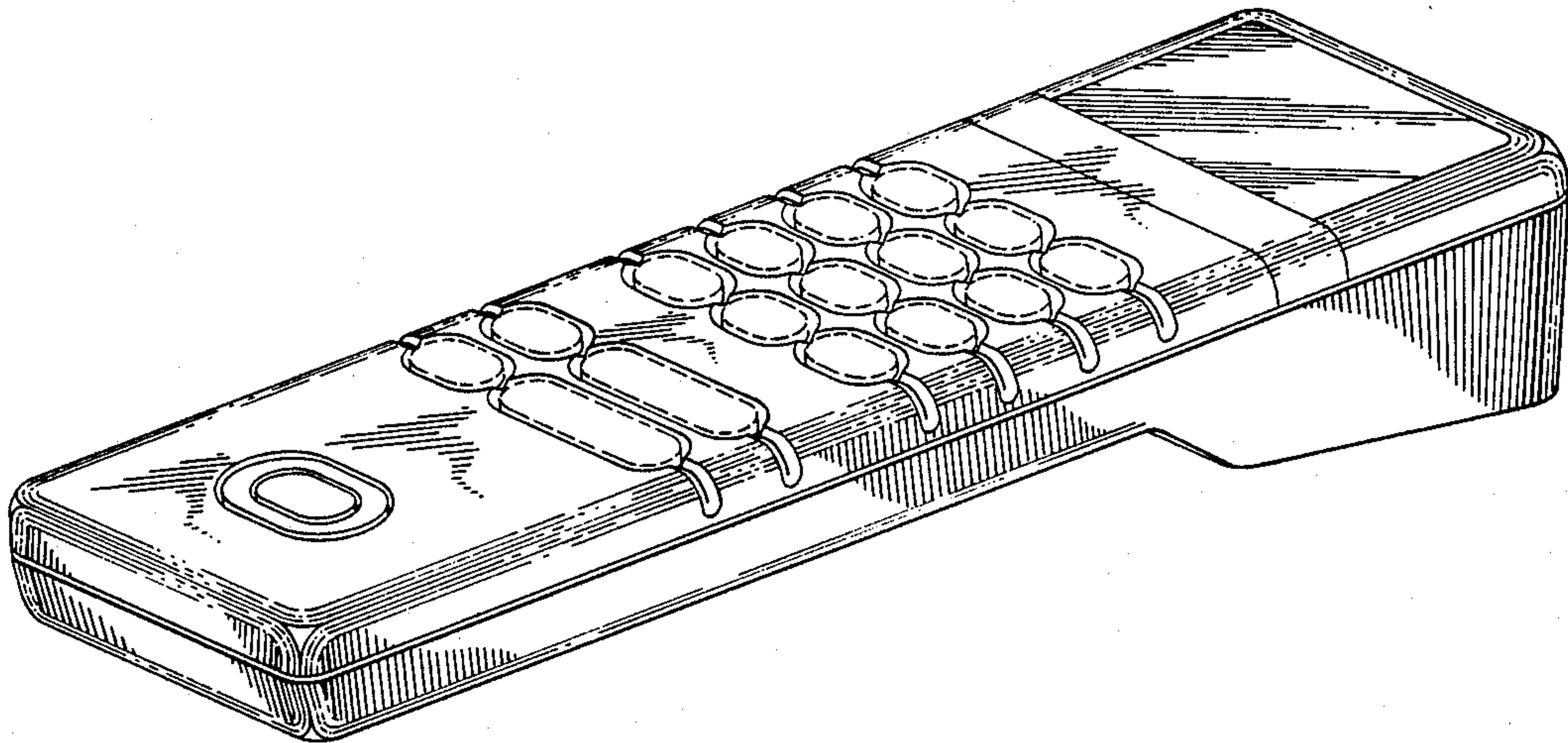
Primary Examiner—Horace B. Fay, Jr.
Attorney, Agent, or Firm—Rolland R. Hackbart

[57] CLAIM

The ornamental design for a housing for a telephone handset or similar article, as shown and described.

DESCRIPTION

FIG. 1 is a front, top and right side perspective view of a housing for a telephone handset or similar article showing my new design;
 FIG. 2 is a left side elevational view thereof;
 FIG. 3 is a bottom plan view; and,
 FIG. 4 is a rear elevational view thereof.
 The broken line showing of pushbutton tops in FIG. 1 is for illustrative purposes only and forms no part of the claimed design.



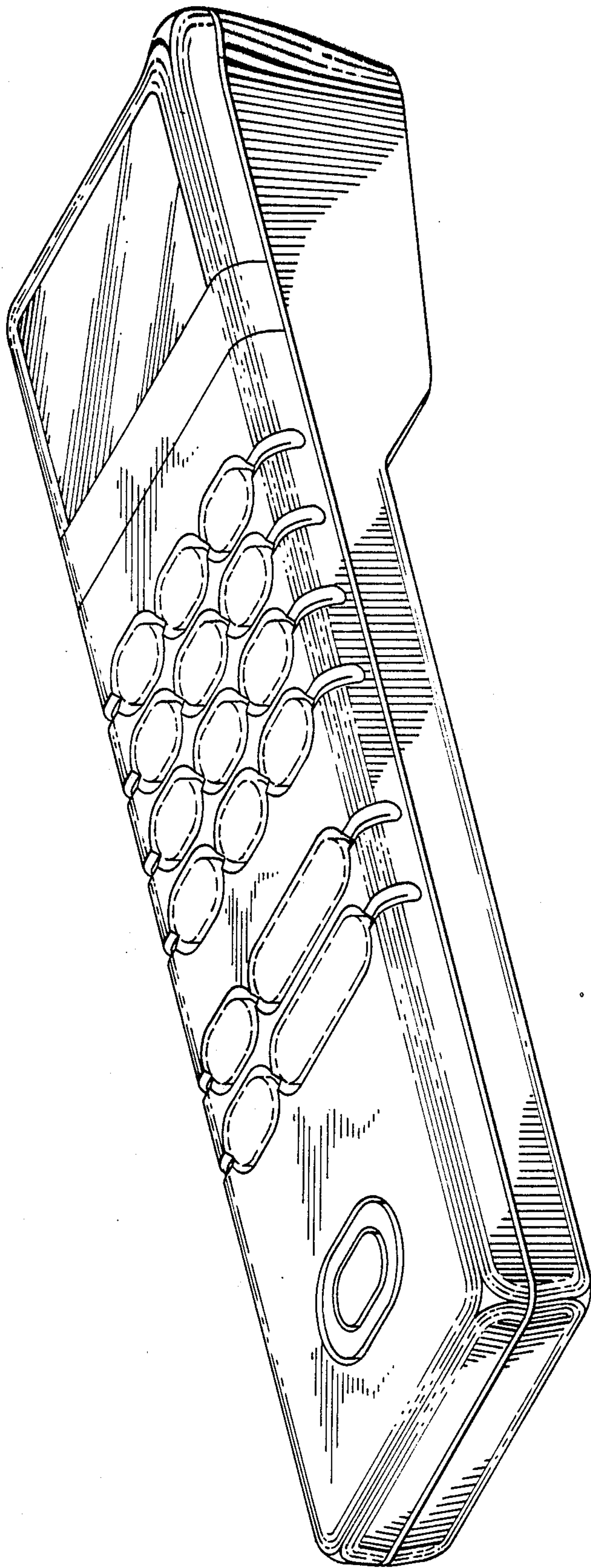


FIG. 1

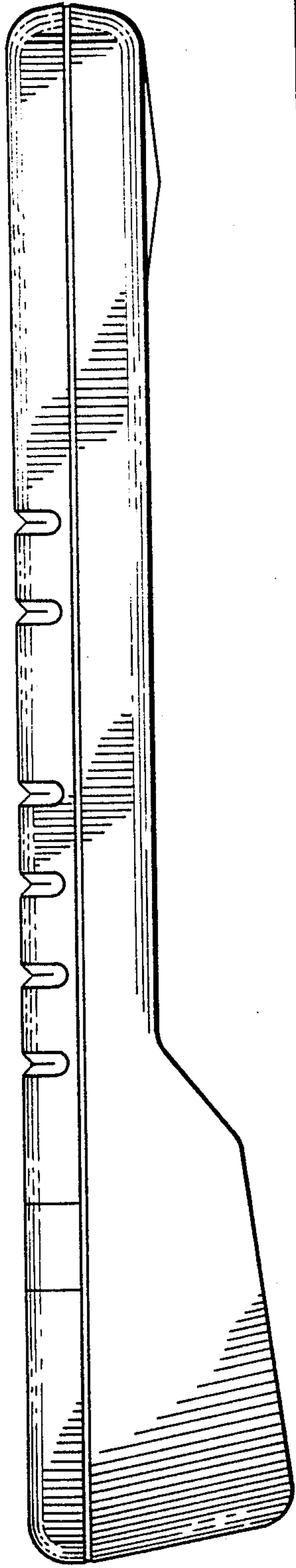


FIG. 2

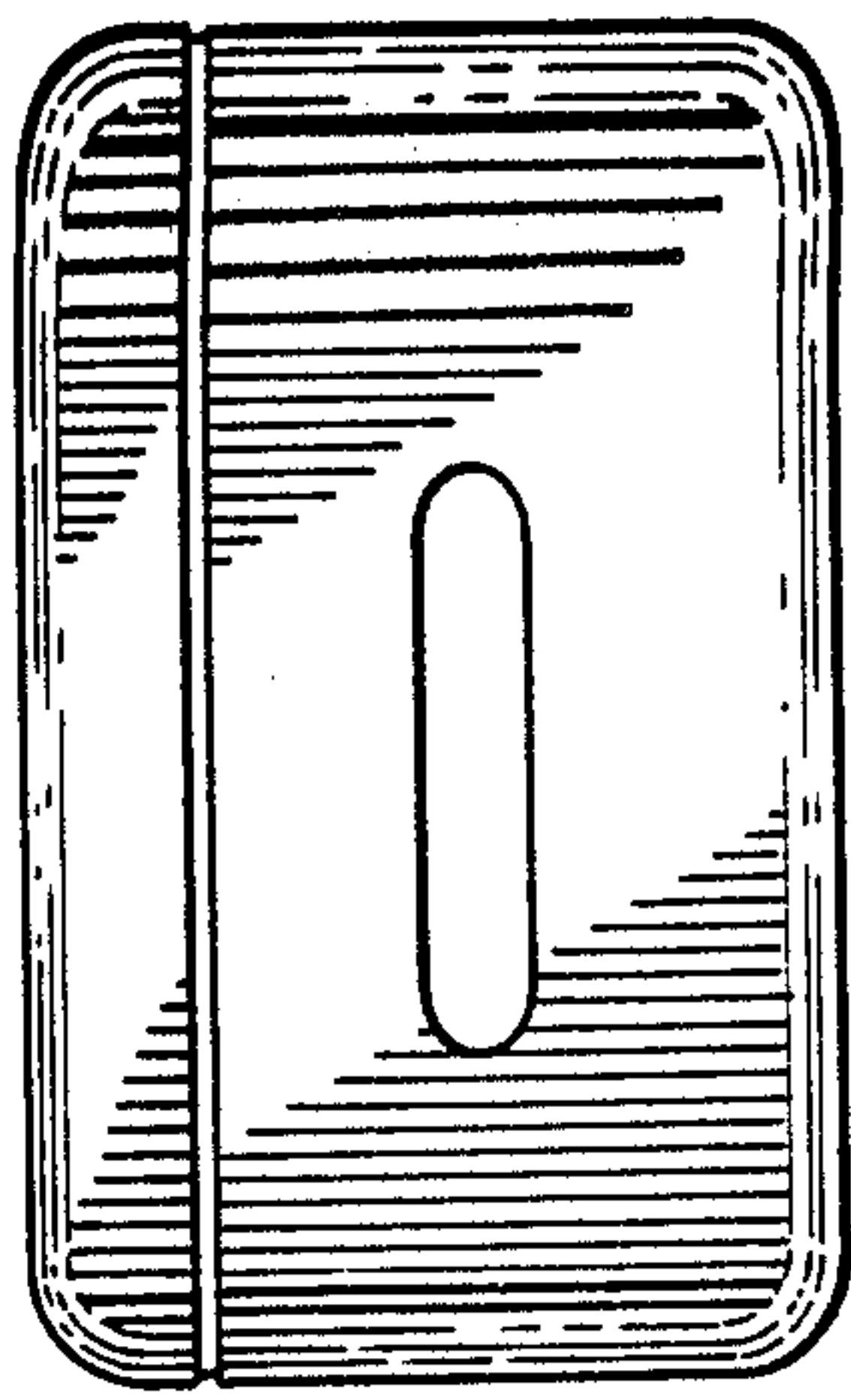


FIG. 3




FIG. 4