

[54] CABINET HANDLE

[75] Inventor: Franz W. Jans, Offenbach am Main, Fed. Rep. of Germany

[73] Assignee: Jado Bathroom and Hardware Manufacturing Corp., Camarillo, Calif.

[\*\*] Term: 14 Years

[21] Appl. No.: 19,954

[22] Filed: Feb. 27, 1987

[52] U.S. Cl. .... D8/316

[58] Field of Search ..... D8/300, 305, 308, 315-320; 16/110 R, 111 R

[56] References Cited

U.S. PATENT DOCUMENTS

- D. 22,161 1/1893 Wilmot ..... D8/317
- D. 101,658 10/1936 Weber ..... D8/305
- D. 274,123 6/1984 Tegner ..... D8/316
- D. 290,577 6/1987 Belaiche et al. .... D8/308

- D. 290,578 6/1987 Belaiche et al. .... D8/308
- 2,498,139 2/1950 Simjian ..... 16/110 R

OTHER PUBLICATIONS

Paul Associates Cat.; p. 56; doorpull 820.  
The Ironmonger Cat.; p. 57; doorpull 550.40.2075.

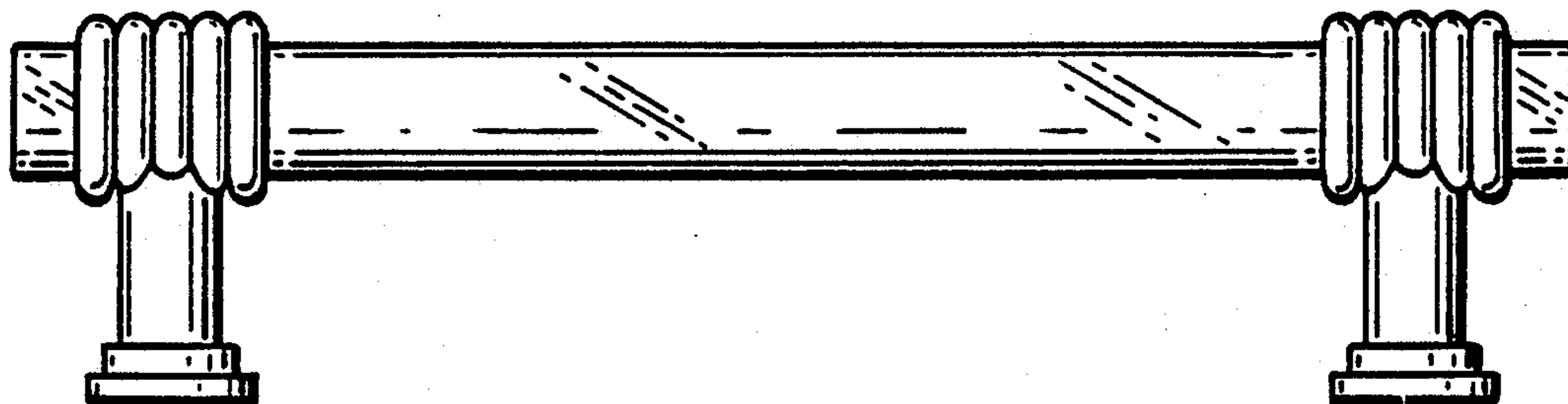
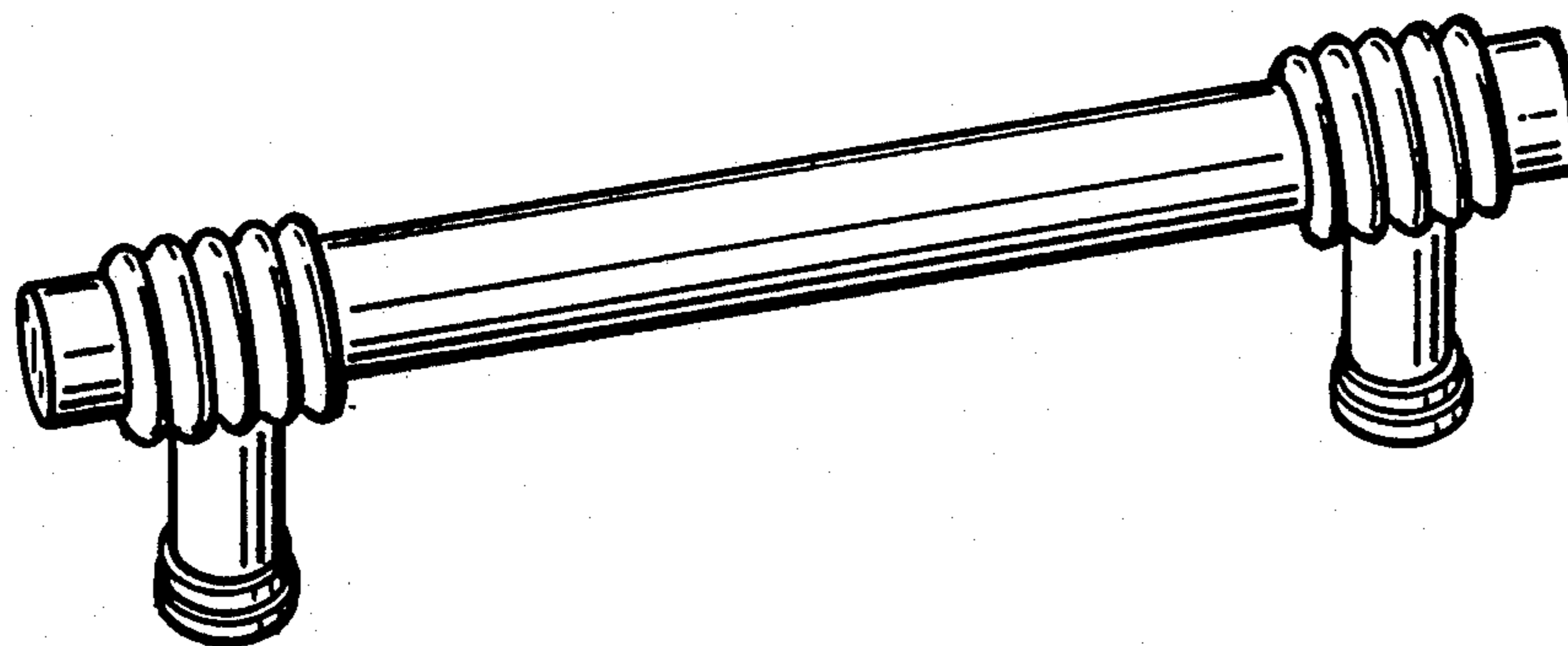
Primary Examiner—B. J. Bullock  
Attorney, Agent, or Firm—H. Michael Brucker

[57] CLAIM

The ornamental design for a cabinet handle, as shown and described.

DESCRIPTION

FIG. 1 is a perspective view of a cabinet handle showing my new design;  
FIG. 2 is an enlarged top view;  
FIG. 3 is an enlarged side view;  
FIG. 4 is an enlarged end view;  
FIG. 5 is an enlarged bottom view; and,  
FIG. 6 is an enlarged side view of a second embodiment of the design of FIG. 1, the only difference being the use of a transparent material for the cross member.






FIG.\_1.




FIG.\_2.

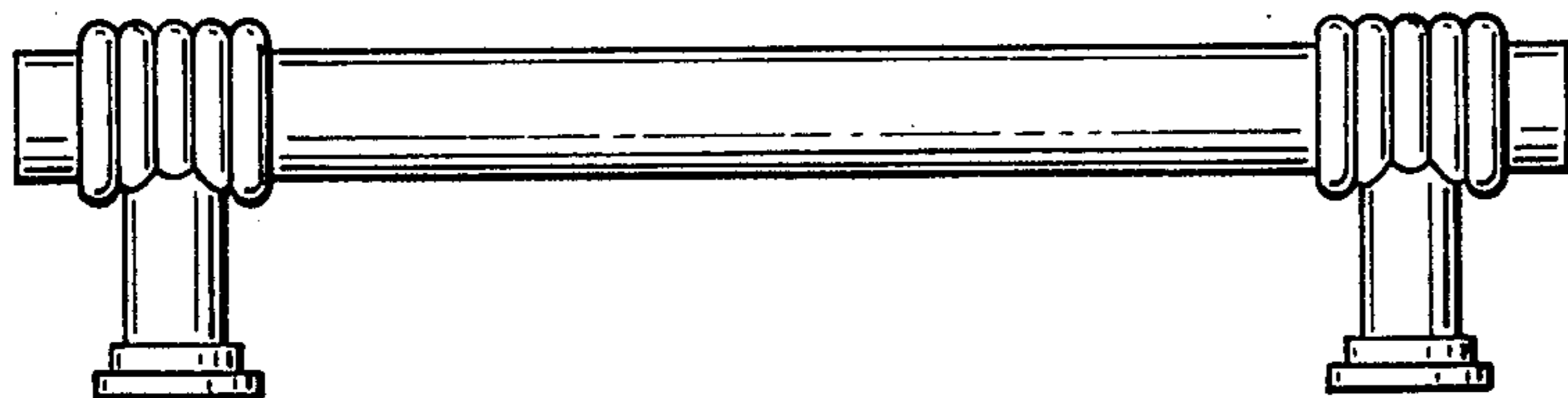


FIG.\_3.



FIG.\_4.




FIG.\_5.

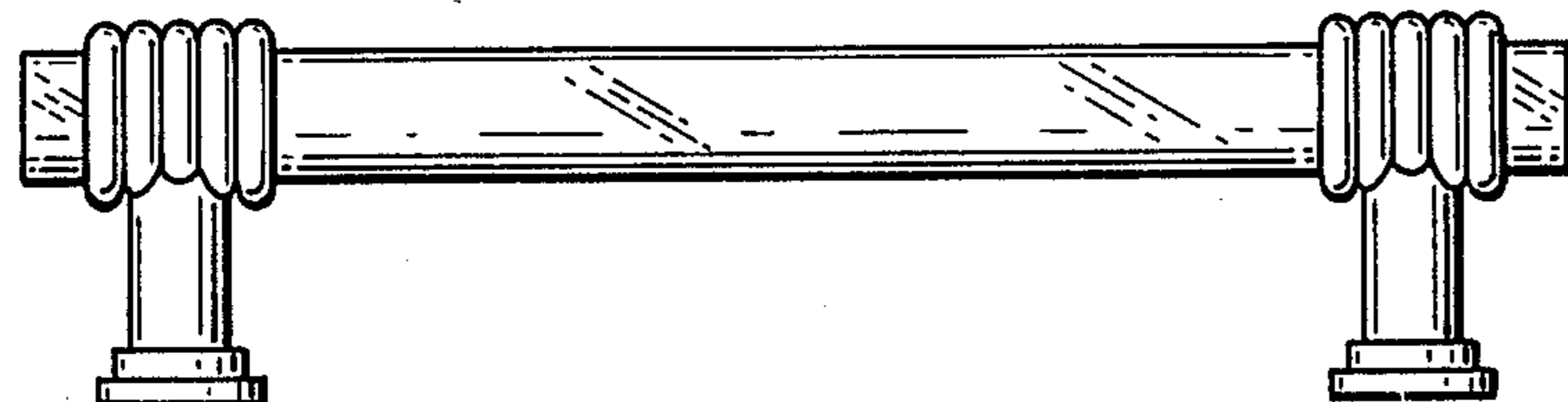


FIG.\_6.