

[54] COMBINED FIREPLACE COOKING ACCESSORY TOOL SET AND SUPPORT STAND THEREFOR

[76] Inventor: Kenneth L. Diebold, 3926 O'Henry, Garland, Tex. 75042

[**] Term: 14 Years

[21] Appl. No.: 851,700

[22] Filed: Apr. 14, 1986

[52] U.S. Cl. D7/106; D6/416; D8/14

[58] Field of Search D8/14; D6/416; 99/419, 99/421 A; D7/99, 102, 106; 294/55.5, 61

[56] References Cited

U.S. PATENT DOCUMENTS

- D. 13,101 8/1882 Christesen D6/416
- D. 206,724 1/1967 Marcy D7/106 X
- D. 231,890 6/1974 Kritkauskys D7/106 X

OTHER PUBLICATIONS

Schoner Wohnen, 6/81, p. 445w, Forks at top & bottom of page.

Primary Examiner—James M. Gandy
Attorney, Agent, or Firm—T. D. Copeland

[57] CLAIM

The ornamental design for a combined fireplace cooking accessory tool set and support stand therefor, as shown and described.

DESCRIPTION

FIG. 1 is a front elevation view of a combined fireplace cooking accessory tool set and support stand therefor showing my new design with the two left hand notches and apertures shown broken away and partially in section for clarity of illustration;

FIG. 2 is a top plan view thereof;

FIG. 3 is a bottom plan view thereof; and

FIG. 4 is a side elevation view thereof.


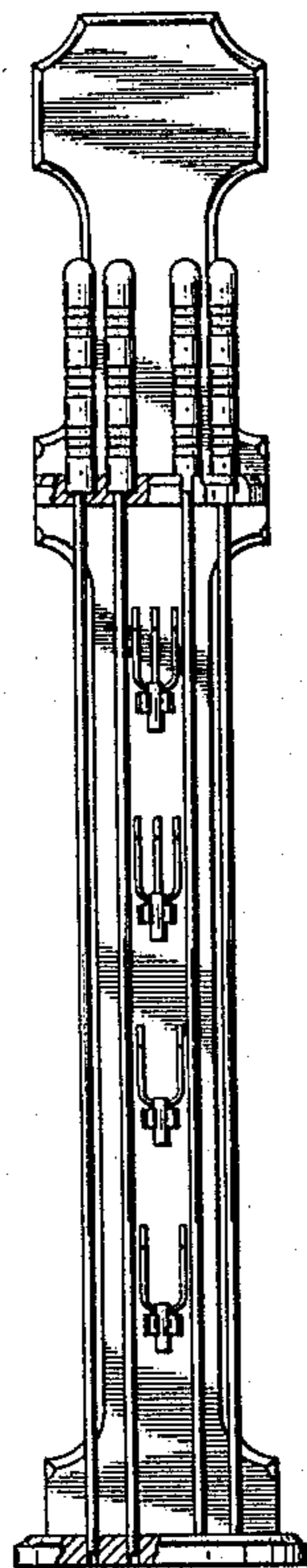


FIG. 1

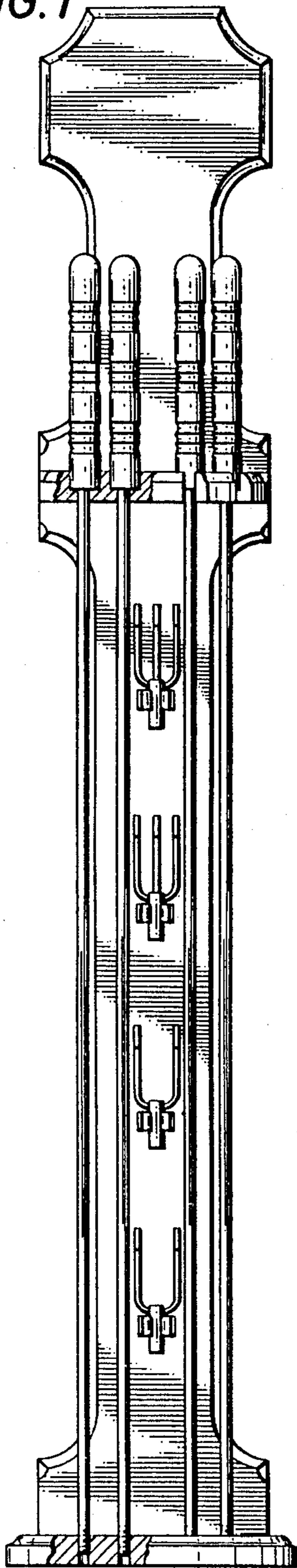


FIG. 4

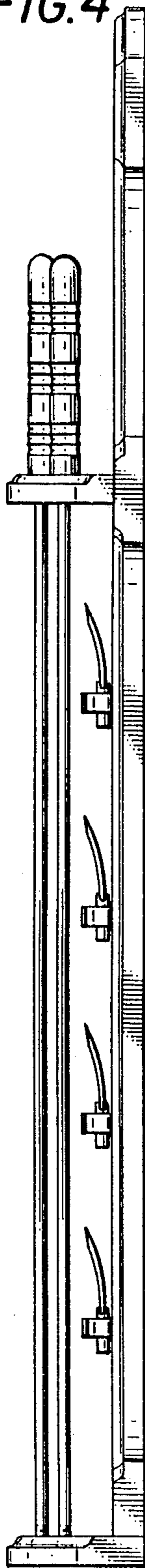


FIG. 2

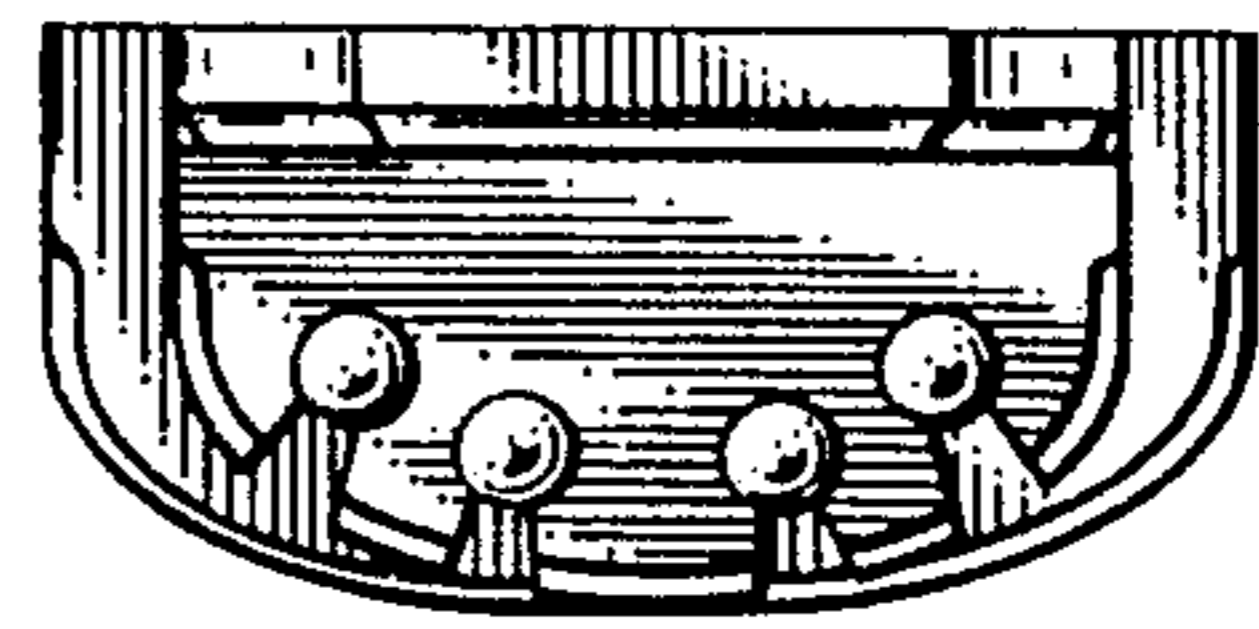


FIG. 3

