

United States Patent [19]

Roegner

[11] Patent Number: **Des. 299,090**

[45] Date of Patent: **** Dec. 27, 1988**

[54] VIDEO CABINET

[76] Inventor: **George P. Roegner, Lake Rd., Far Hills, N.J. 07931**

[**] Term: **14 Years**

[21] Appl. No.: **808,103**

[22] Filed: **Dec. 12, 1985**

[52] U.S. Cl. **D6/436**

[58] Field of Search **D6/432, 436, 447, 441, D6/438; 312/198; D14/79, 82**

[56] **References Cited**

U.S. PATENT DOCUMENTS

D. 240,688 7/1976 Zagaroli **D6/436**

D. 256,075 7/1980 Handler et al. **D6/436**

D. 256,307 8/1980 Frank **D6/436**

D. 261,966 11/1981 Rex **D6/438**

Primary Examiner—**Carmen H. Vales**

[57] **CLAIM**

The ornamental design for a video cabinet, as shown and described.

DESCRIPTION



FIG. 1 is a top plan view of a video cabinet showing my new design;

FIG. 2 is a front elevational view thereof;

FIG. 3 is a right side elevational view the opposite side being a mirror image thereof;

FIG. 4 is a rear elevational view thereof;

FIG. 5 is a bottom plan view thereof.



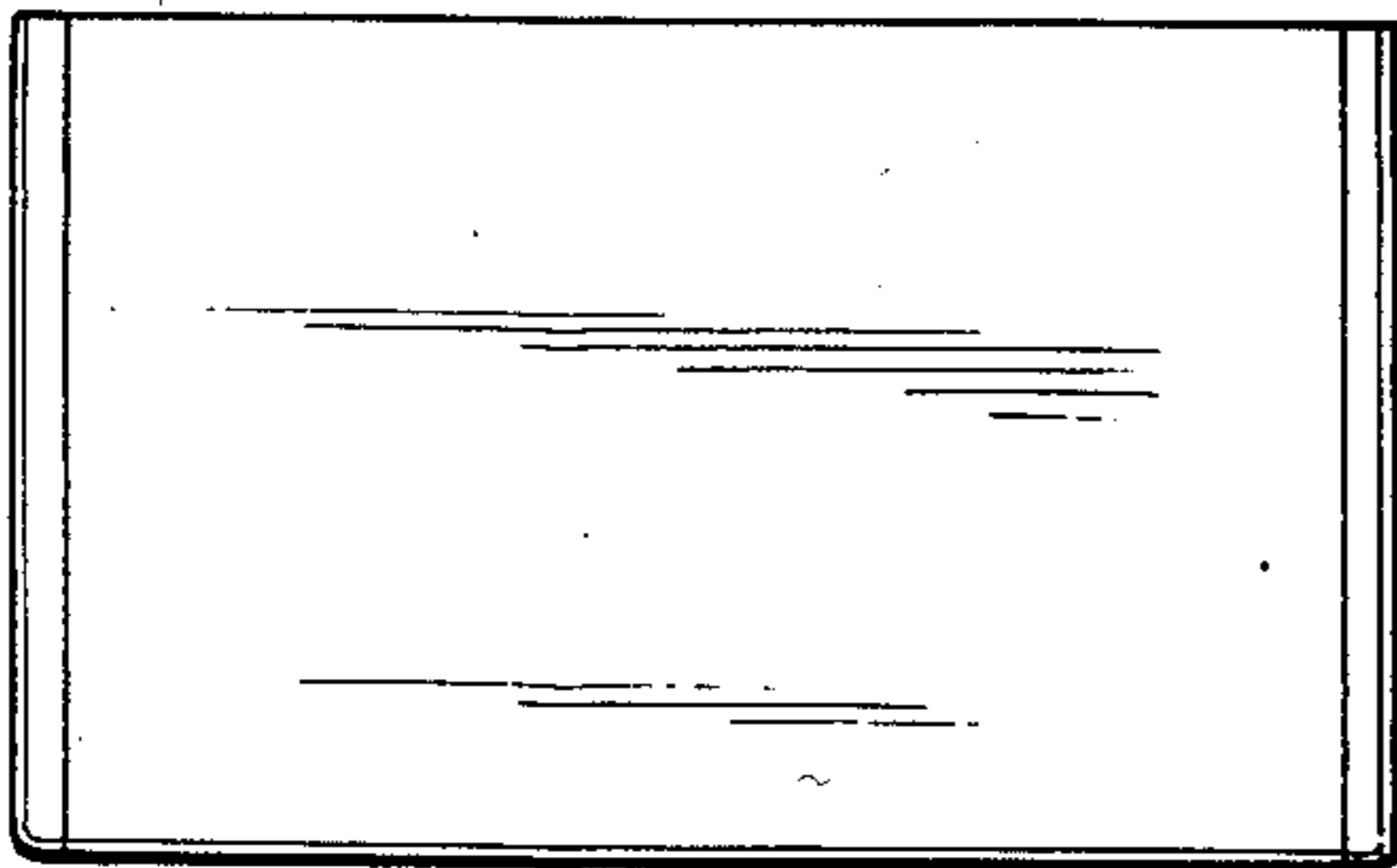


FIG. 1




FIG. 2




FIG. 3




FIG. 4




FIG. 5