

[54] **MODULAR BLOCK WALL**
[75] **Inventor: Paul J. Forsberg, Richfield, Minn.**
[73] **Assignee: Keystone Retaining Wall Systems, Inc., Edina, Minn.**
[**] **Term: 14 Years**
[21] **Appl. No.: 33,178**
[22] **Filed: Apr. 2, 1987**

4,014,693 4/1977 Warren .
4,312,606 1/1982 Sarikells .
4,496,266 1/1985 Ruckstuehl .
4,658,541 4/1987 Haile 405/284 X

FOREIGN PATENT DOCUMENTS

1360872 4/1964 France .
336 of 1871 United Kingdom .
2127872 4/1984 United Kingdom .

Primary Examiner—A. Hugo Word
Attorney, Agent, or Firm—Burd, Bartz & Gutenkauf

Related U.S. Application Data
[63] Continuation-in-part of Ser. No. 907,077, Sep. 15, 1986, and Ser. No. 13,383, Feb. 11, 1987.
[52] **U.S. Cl. D25/58; D25/116**
[58] **Field of Search 405/284, 285, 286, 30; 404/41, 42, 34; 52/602, 608; D25/113, 114, 116, 58**

[57] **CLAIM**

The ornamental design for a modular block wall, as shown and described.

DESCRIPTION

FIG. 1 is a perspective view of a modular block wall showing my new design;
FIG. 2 is a front elevational view thereof;
FIG. 3 is a top view thereof;
FIG. 4 is a side view of the left side thereof, the opposite side being a mirror image thereof; and
FIG. 5 is a bottom plan view thereof.

[56] **References Cited**
U.S. PATENT DOCUMENTS
D. 237,704 11/1975 Lane .
2,882,689 4/1959 Huch et al. 405/284




Fig.-1

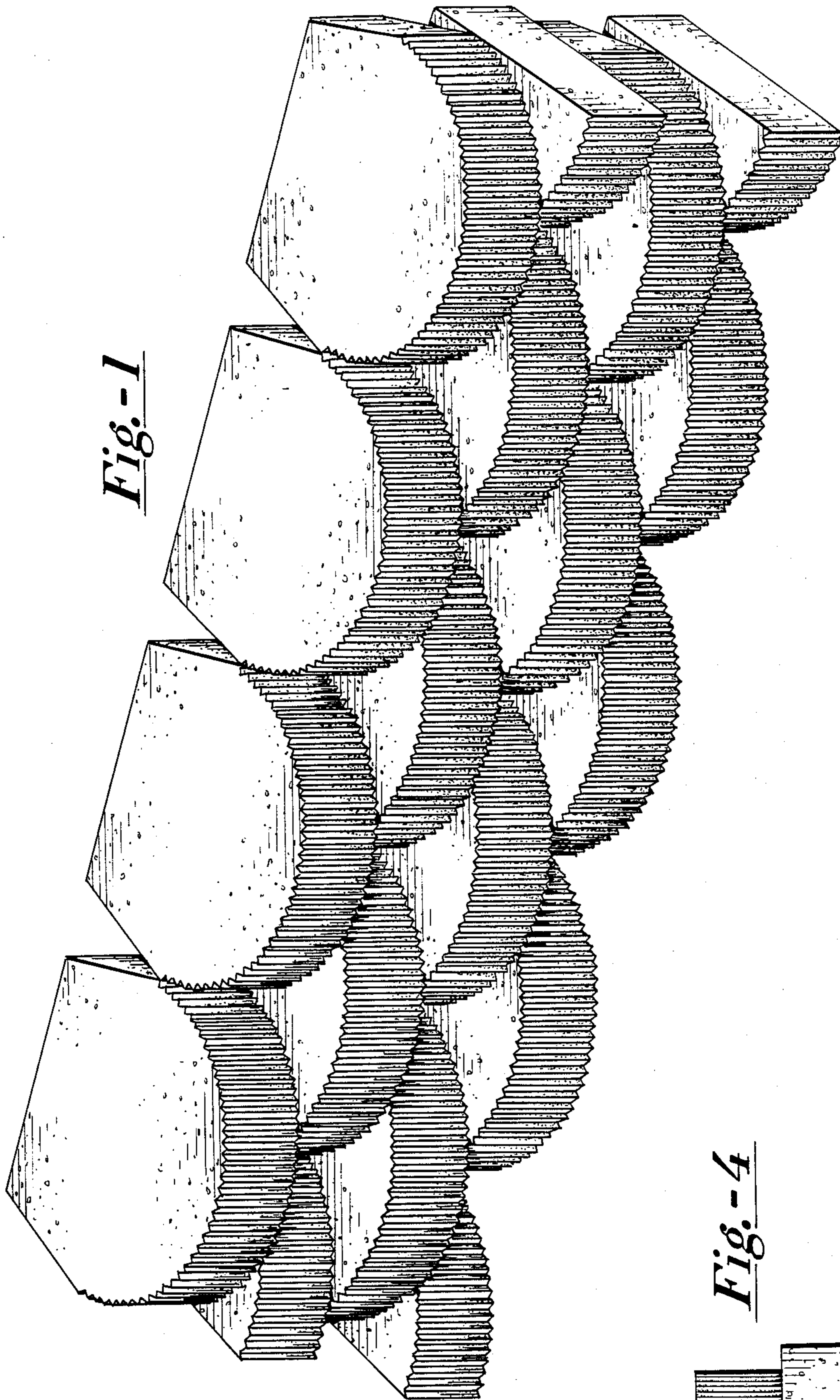


Fig.-4

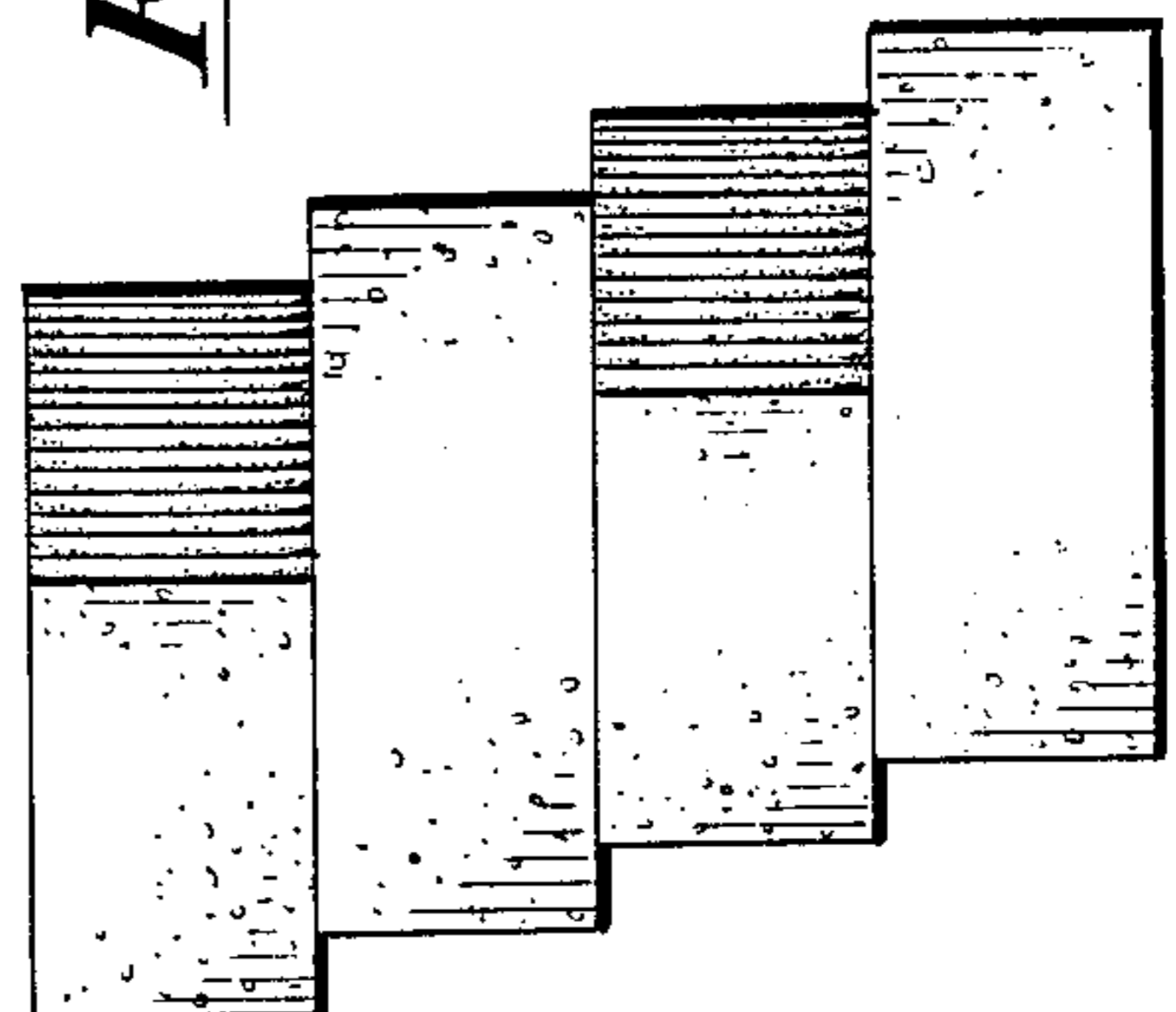


Fig. - 2

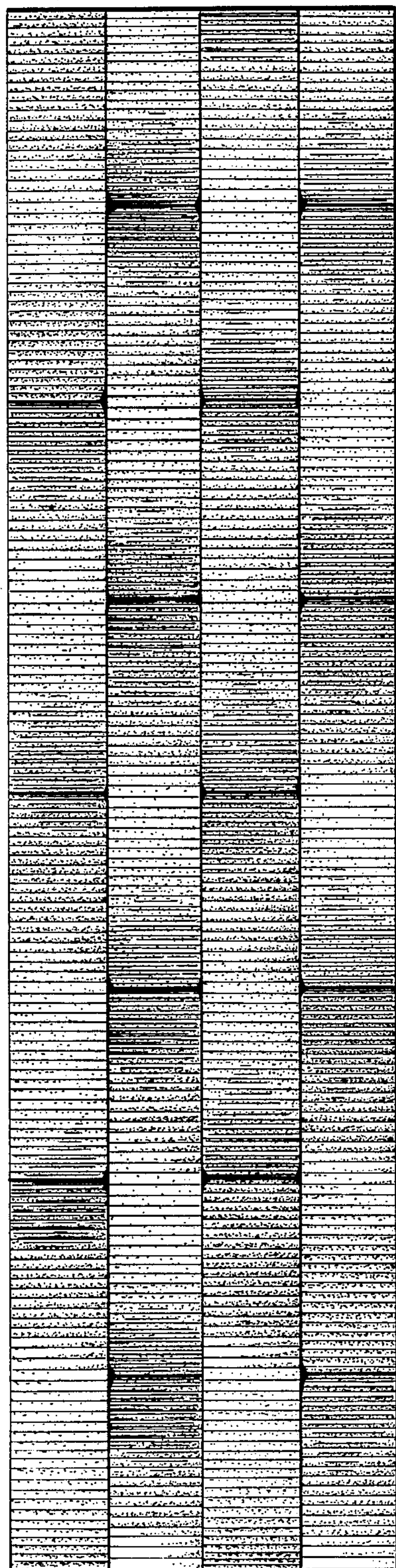


Fig. - 3

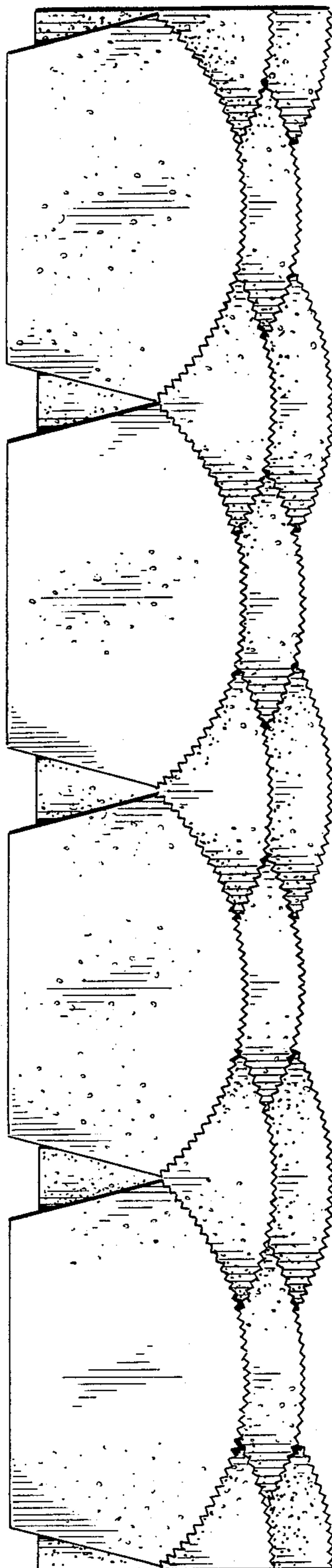


Fig. - 5

