

[54] HYDRO MASSAGE APPLIANCE MAT

[75] Inventors: H. Gerald Young, South Plainfield; George J. Schimpf, Somerset, both of N.J.; Morris M. Levine, Scarsdale, N.Y.

[73] Assignee: The Regina Company, Inc., Rahway, N.J.

[**] Term: 14 Years

[21] Appl. No.: 62,000

[22] Filed: Jun. 15, 1987

D. 269,208	5/1983	Clarke	D24/38
D. 288,607	3/1987	Baumann et al.	D24/38
2,268,747	1/1942	Gaugler	4/581
3,420,227	1/1969	Voorlas	128/66
3,710,786	1/1973	Rico et al.	128/66
3,809,073	5/1974	Baumann	128/66

Primary Examiner—Wallace R. Burke
Assistant Examiner—Stella M. Reid
Attorney, Agent, or Firm—Martin LuKacher

[57] CLAIM

The ornamental design for a hydro-massage appliance mat, as shown and described.

DESCRIPTION

FIG. 1 is a top plan view of a hydro-massage appliance mat showing our new design;
FIG. 2 is a side elevational view, from the right in FIG. 1, thereof;
FIG. 3 is a side elevational view, from the left in FIG. 1, thereof;
FIG. 4 is a front elevational view thereof;
FIG. 5 is a rear elevational view thereof;
FIG. 6 is a bottom plan view thereof; and
FIG. 7 is a front elevational thereof, shown in folded position.

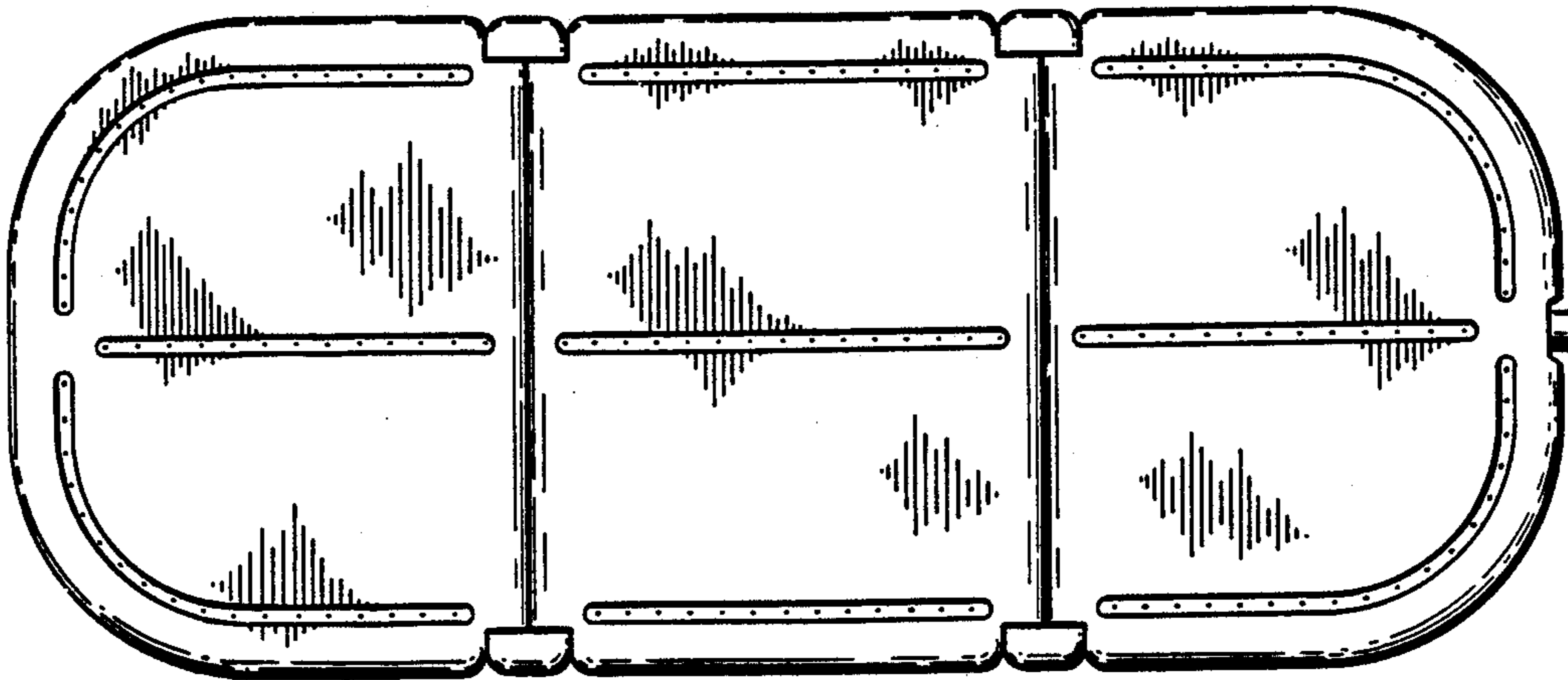
Related U.S. Application Data

[62]	Division of Ser. No. 872,748, Jun. 9, 1986.
[52]	U.S. Cl. D24/38
[58]	Field of Search D24/38, 40, 36; 128/66; 4/580-583; 5/417, 420, 423, 449

[56] References Cited

U.S. PATENT DOCUMENTS

D. 233,485	10/1974	Krages	D24/38
D. 255,933	7/1980	Link	D24/38



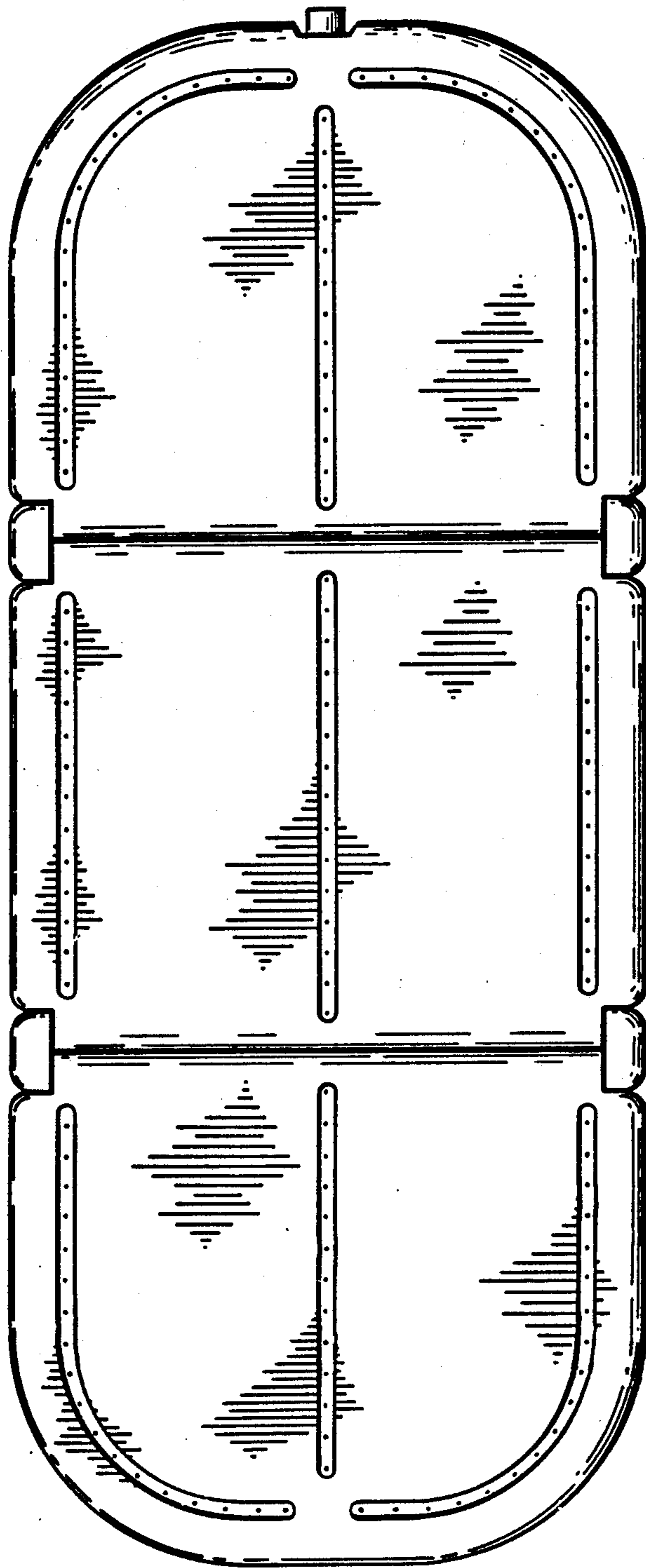


FIG. 1



FIG. 2

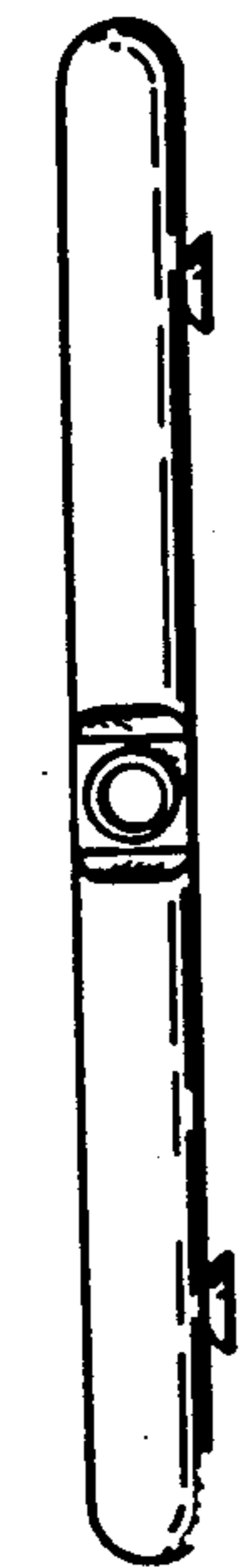


FIG. 3




FIG. 4



FIG. 5




FIG. 7

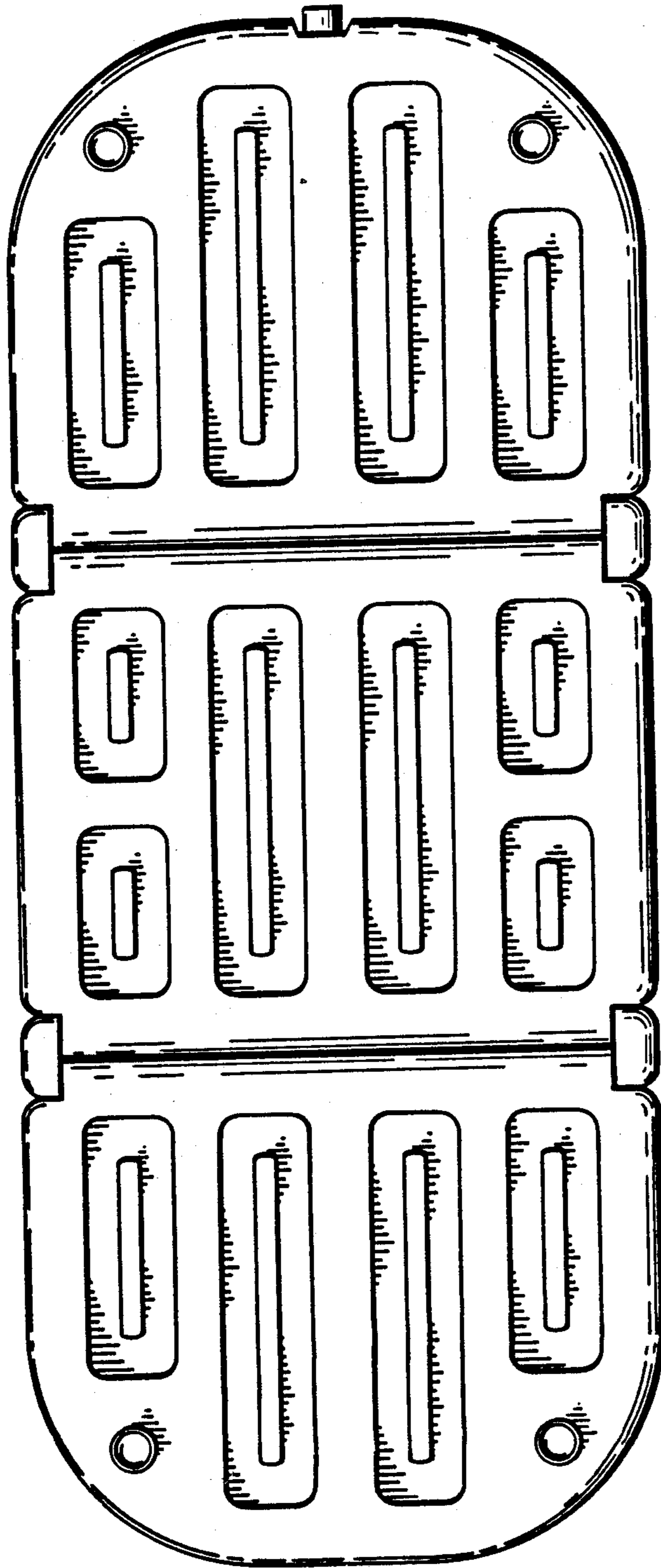


FIG. 6