

[54] LEVER HANDLE FOR FAUCETS OR THE LIKE

D. 289,318 4/1987 Yost D23/242
1,475,654 11/1923 Shea 16/121 X
1,521,333 12/1924 Sherman et al. 16/118 X

[75] Inventor: Holly K. Yost, North Hollywood, Calif.

OTHER PUBLICATIONS

Domestic Engineering, Nov. 1963, p. 69.
Domestic Engineering, Jan. 1983 p. 25, center bottom item.
Domestic Engineering, Apr., 1983, p. 13.
Domestic Engineering, Feb. 1986, outside rear cover.

[73] Assignee: Price Pfister, Inc., Pacoima, Calif.

[**] Term: 14 Years

Primary Examiner—James R. Largen
Attorney, Agent, or Firm—Blakely, Sokoloff, Taylor & Zafman

[21] Appl. No.: 860,766

[22] Filed: May 7, 1986

[52] U.S. Cl. D23/252

[58] Field of Search D23/238-243,
D23/250-257; D8/300, 307-312; 4/191, 192;
137/801

[57] CLAIM

The ornamental design for a lever handle for faucets or the like, as shown and described.

[56] References Cited

U.S. PATENT DOCUMENTS

D. 265,579 7/1982 Paul D23/242
D. 265,580 7/1982 Paul D23/242
D. 276,259 11/1984 Miller D23/241
D. 280,008 8/1985 Miller et al. D23/241
D. 285,106 8/1986 Yost D23/252
D. 288,835 3/1987 Yost D23/241

DESCRIPTION

FIG. 1 is a side elevational view of a lever handle for faucets or the like showing my new design, the other sides being the same as the side shown;
FIG. 2 is an end elevational view thereof; and
FIG. 3 is an elevational view taken from the end opposite that shown in FIG. 2.

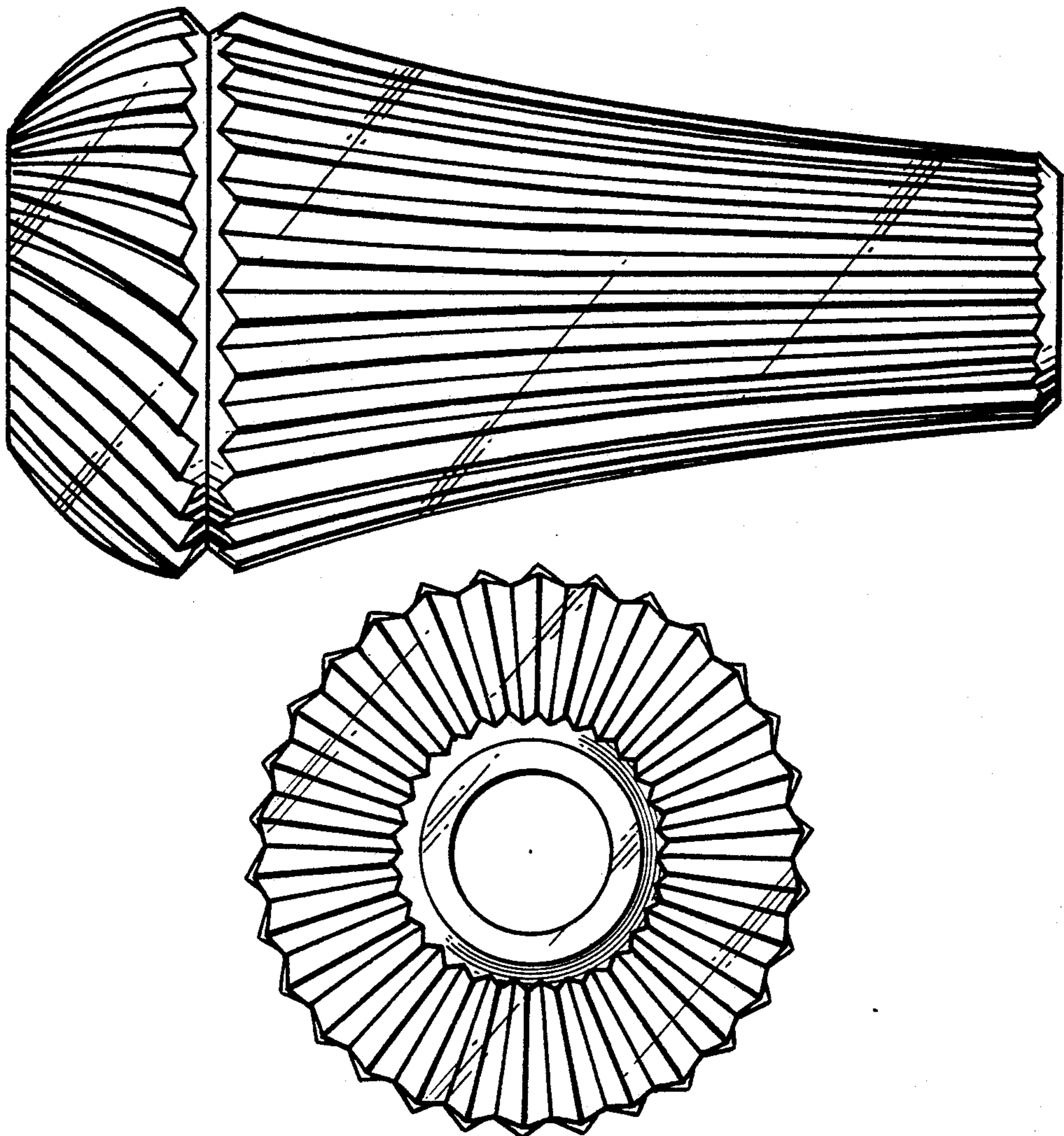


Fig. 1.

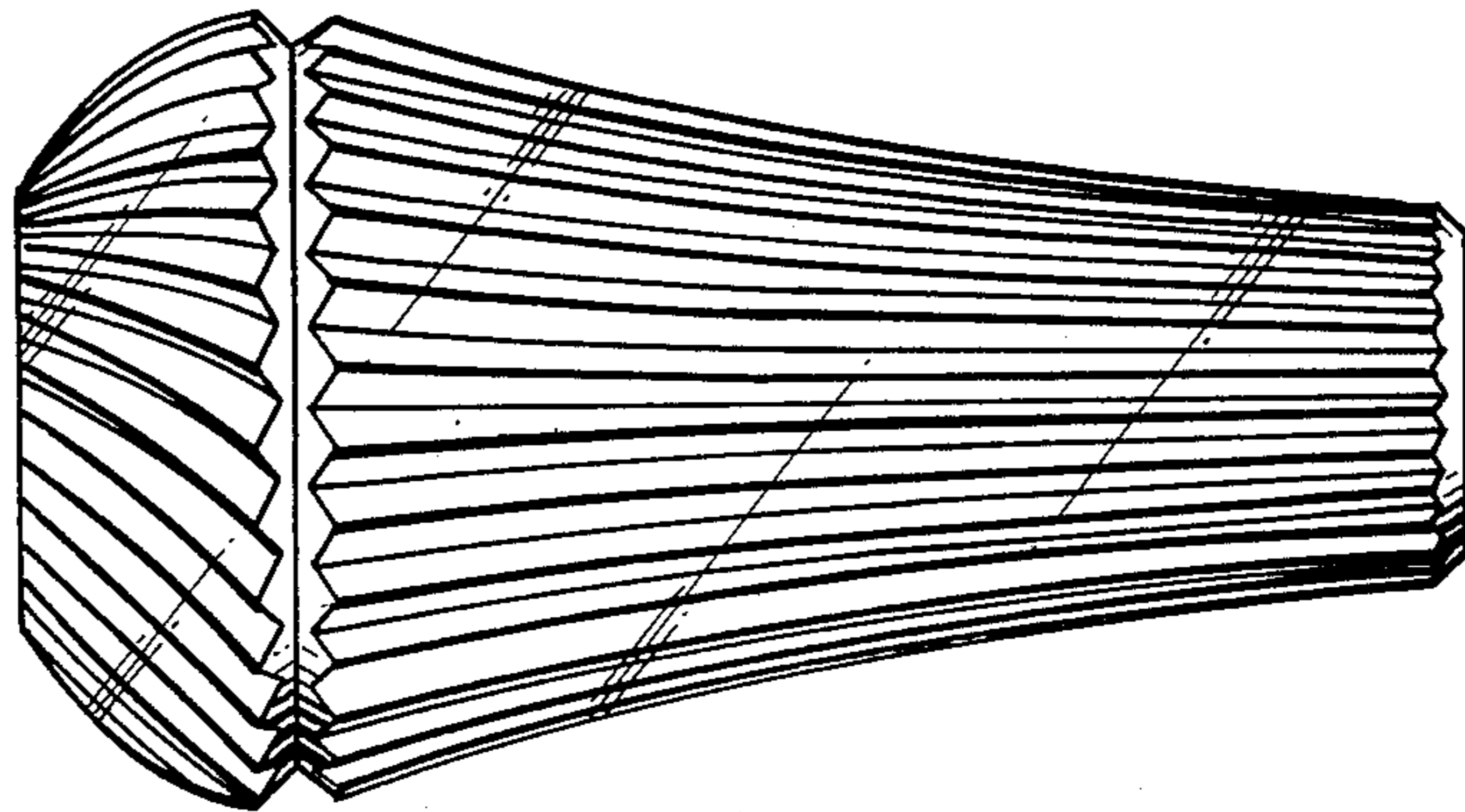


Fig. 2.

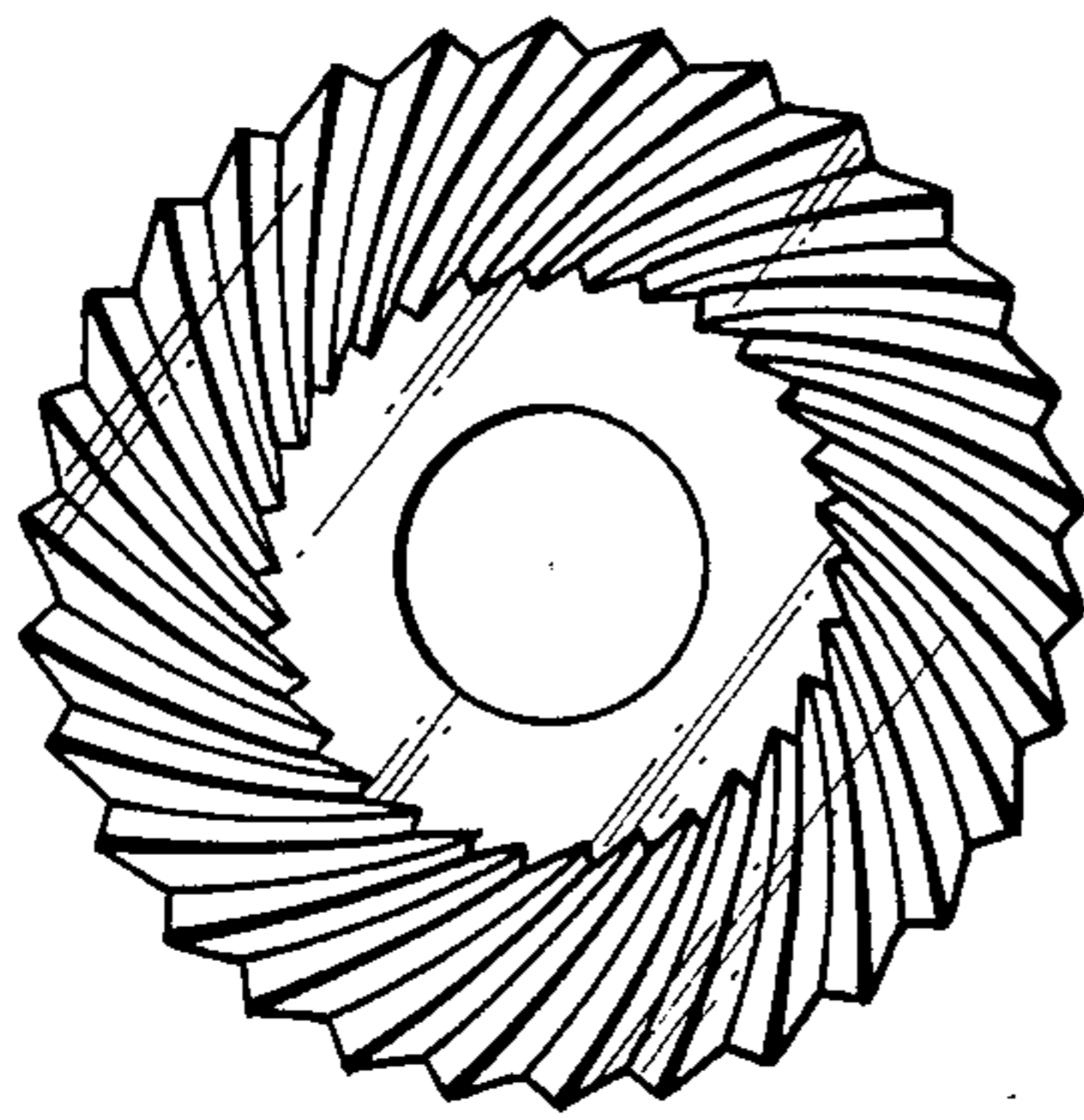


Fig. 3.

