

[54] **TENNIS RACQUET FRAME**

[75] **Inventor: Warren M. Bosworth, Jr.,  
Glastonbury, Conn.**

[73] **Assignee: FTM Corporation, Los Angeles,  
Calif.**

[\*\*] **Term: 14 Years**

[21] **Appl. No.: 815,985**

[22] **Filed: Jan. 3, 1986**

[52] **U.S. Cl. .... D21/212**

[58] **Field of Search ..... D21/212; 273/73 R, 73 F,  
273/73 G, 73 H, 73 K, 73 J**

[56] **References Cited  
PUBLICATIONS**

Sporting Goods Dealer, Jun., 1978, p. 37, upper left, Model CM120.  
Best 1984/85 Cat., p. 357, middle right, Tennis Racket No. 6.

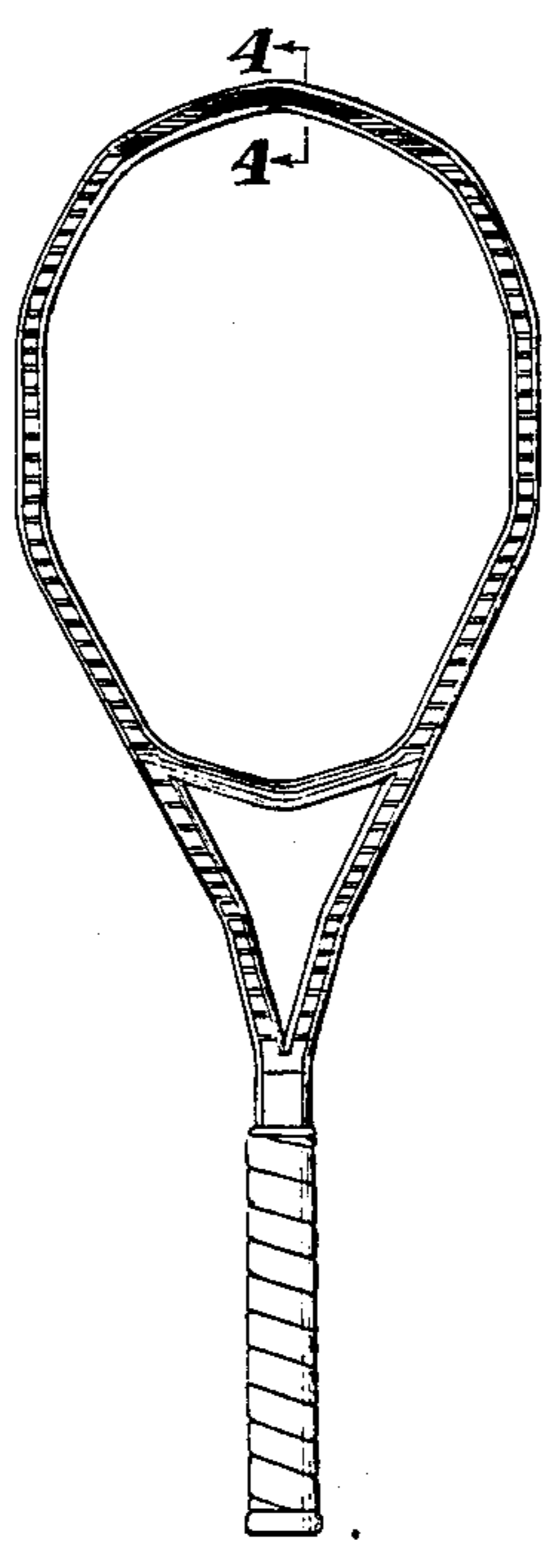
*Primary Examiner—Melvin B. Feifer  
Attorney, Agent, or Firm—Edward A. Sokolski*

[57] **CLAIM**

The ornamental design for a tennis racquet frame, as shown and described.

**DESCRIPTION**

FIG. 1 is a front elevational view of a tennis racquet frame showing my new design.  
FIG. 2 is a top plan view thereof,  
FIG. 3 is an end elevational view thereof; and  
FIG. 4 is a cross sectional view taken along 4—4 in FIG. 1.  
The side opposite to that shown in FIG. 1 is the mirror image thereof.



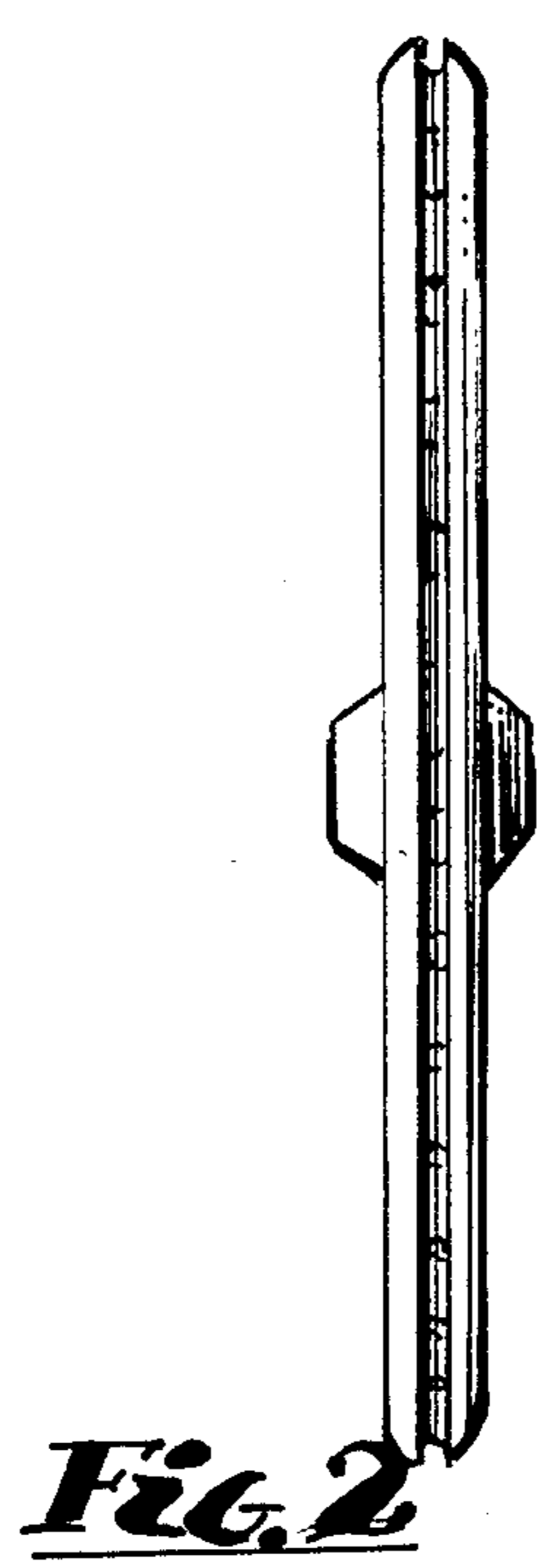
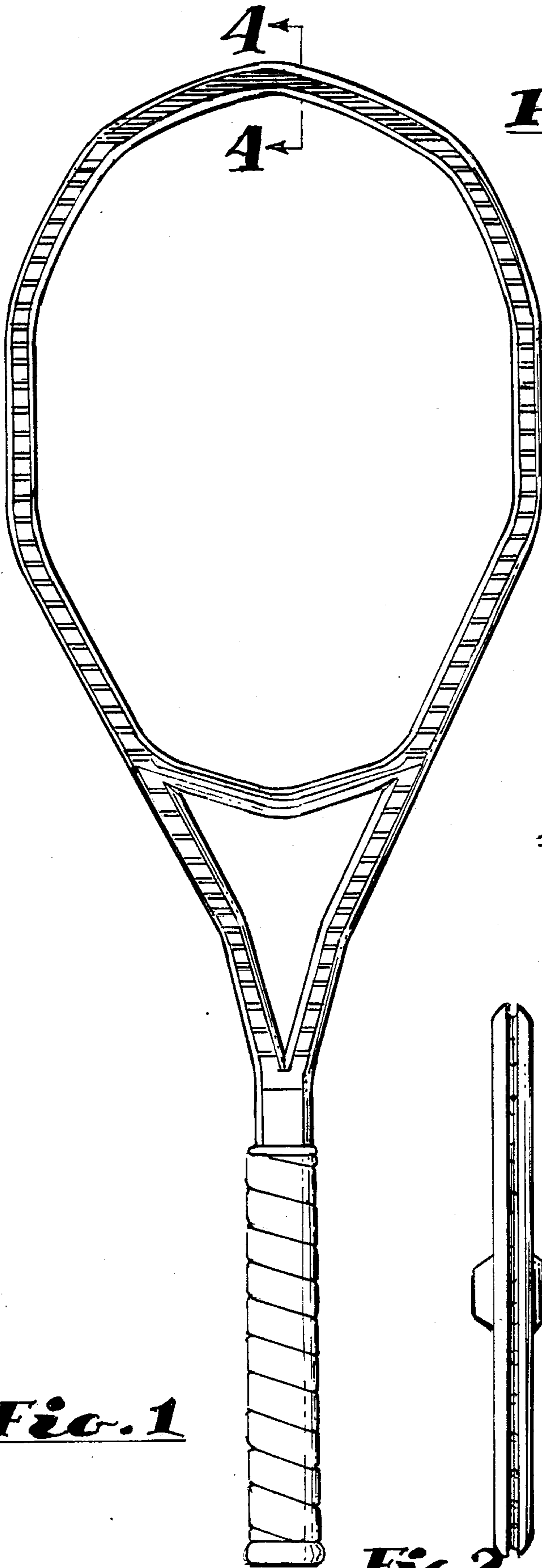


Fig. 1

Fig. 2