

[54] REMOTE MICROPHONE OR SIMILAR ARTICLE

[75] Inventors: Scott H. Richards, Sunrise, Fla.; Khoo B. Lay, Singapore, Singapore

[73] Assignee: Motorola, Inc., Schaumburg, Ill.

[**] Term: 14 Years

[21] Appl. No.: 947,924

[22] Filed: Dec. 30, 1986

[52] U.S. Cl. D14/12

[58] Field of Search D14/12, 13, 30, 36, D14/99, 68, 95; 381/91, 122, 155, 158, 168, 169

[56] References Cited

U.S. PATENT DOCUMENTS

- D. 252,085 6/1979 Fujita D14/12
- D. 280,323 8/1985 Scheid et al. D14/12
- D. 291,078 7/1987 Scheid et al. D14/12

OTHER PUBLICATIONS

C.Q., The Radio Amateur's Journal, Oct. 1984, p. 76, bottom center-Kenwood TS-7950.

Primary Examiner—Bernard Ansher
Assistant Examiner—Theodore M. Shooman
Attorney, Agent, or Firm—Mark P. Kahler; Martin J. McKinley

[57] CLAIM

The ornamental design for a remote microphone or similar article, as shown and described.


DESCRIPTION

FIG. 1 is a top, front and left side perspective view of a remote microphone or similar article showing our new design;

FIG. 2 is a left side elevational view thereof, the right side being a mirror image with the omission of the push button;

FIG. 3 is a rear elevational view thereof; and

FIG. 4 is a bottom plan view thereof.






FIG. 1

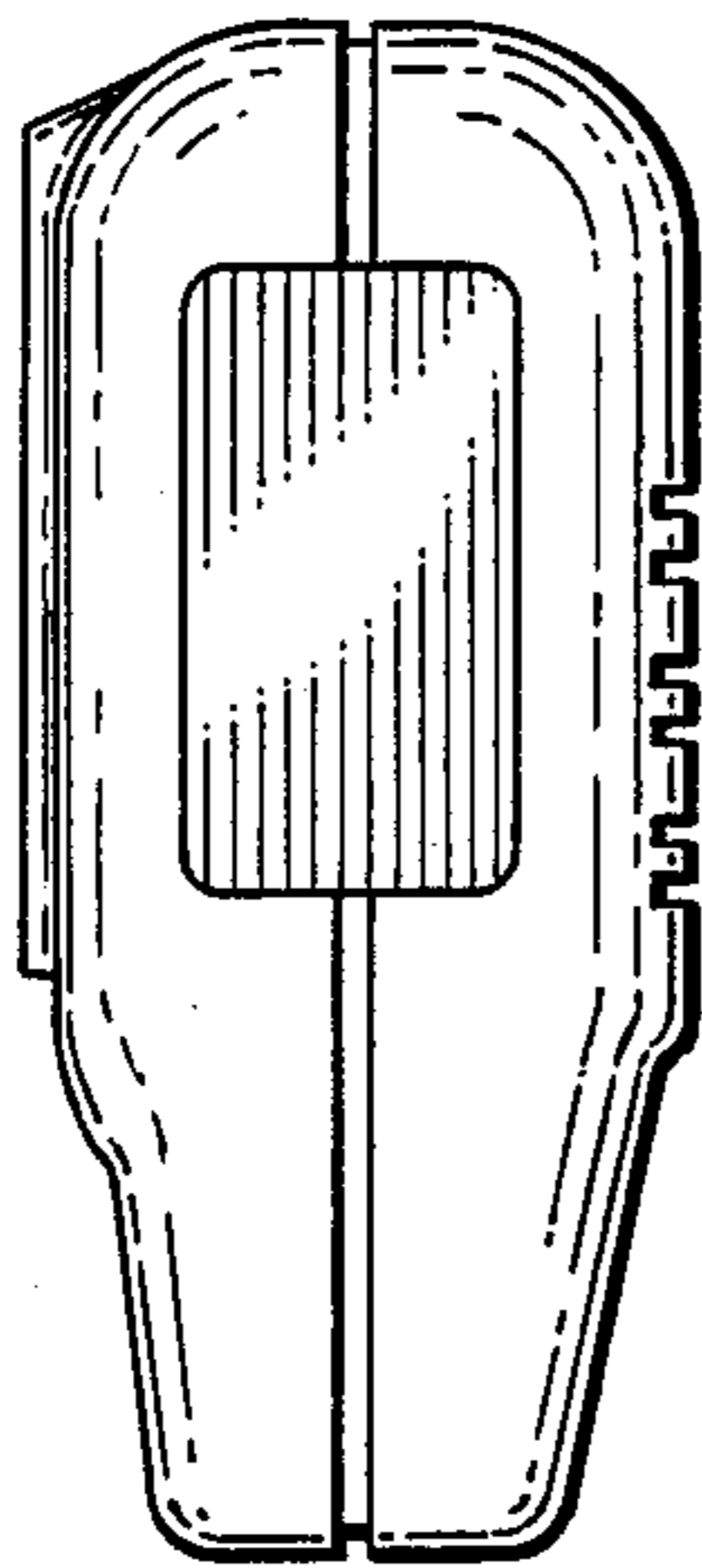


FIG. 2

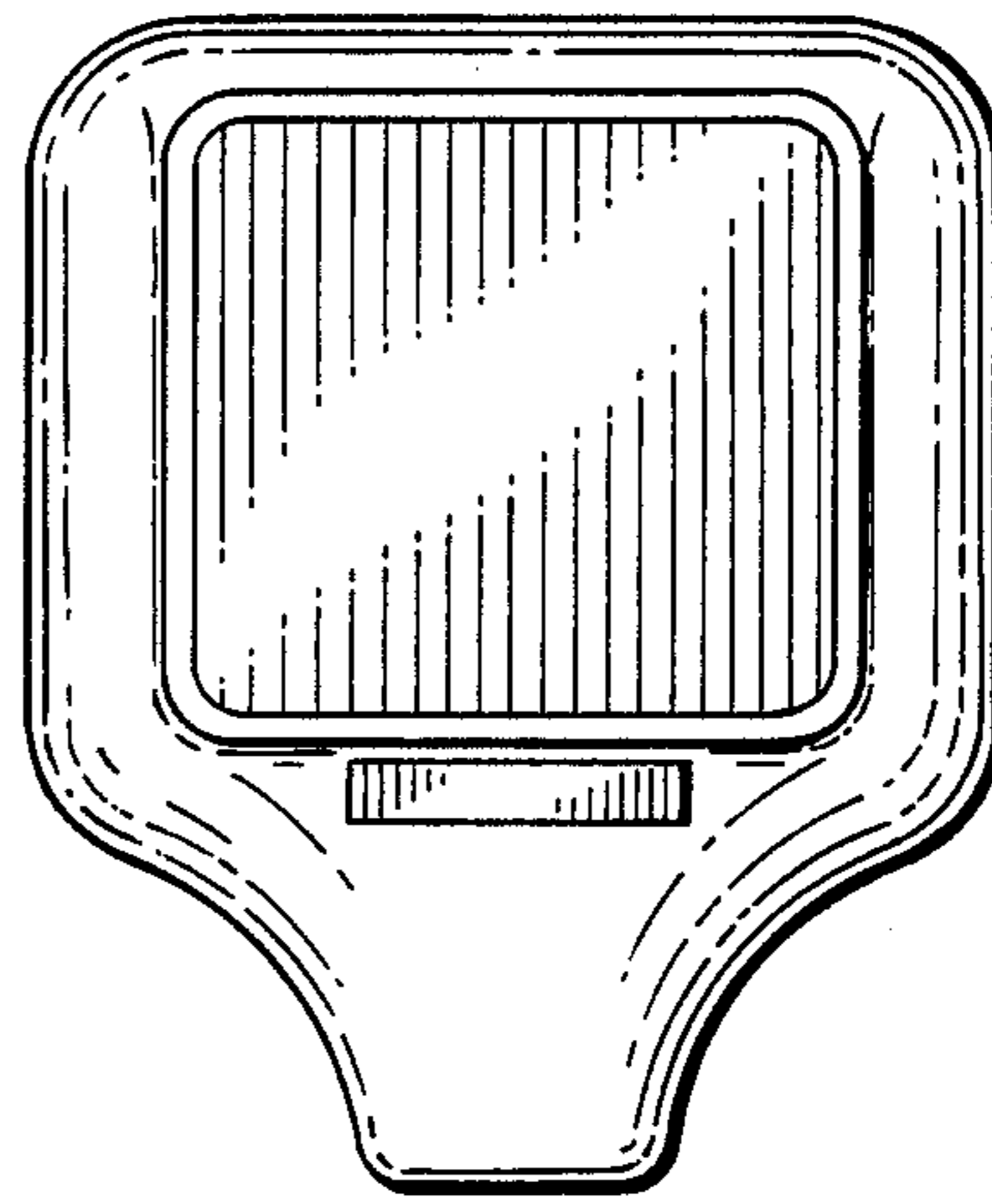


FIG. 3

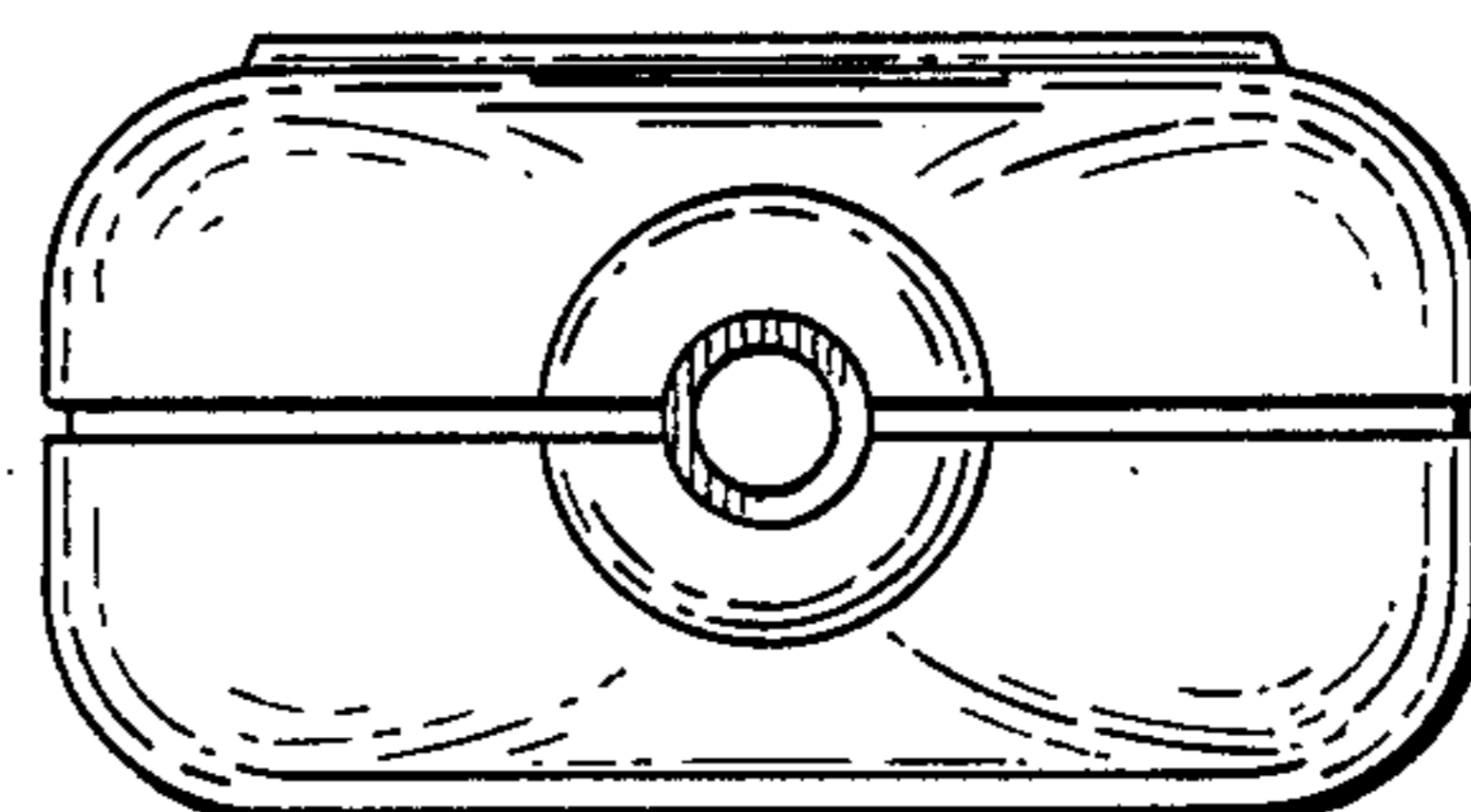


FIG. 4