

# United States Patent [19]

Mulhauser

[11] Patent Number: **Des. 298,989**

[45] Date of Patent: **\*\* Dec. 20, 1988**

[54] CHAIR

[75] Inventor: **George C. Mulhauser, Paramus, N.J.**

[73] Assignee: **Design Institute America, Inc.,  
Montpelier, Ohio**

[\*\*] Term: **14 Years**

[21] Appl. No.: **850,420**

[22] Filed: **Apr. 7, 1986**

[52] U.S. Cl. .... **D6/372**

[58] Field of Search ..... **D6/334, 360, 361, 367,  
D6/370, 371, 372, 373, 375; 297/440, 442, 445**

[56] **References Cited**

### U.S. PATENT DOCUMENTS

D. 197,600 3/1964 Gilbert ..... D6/372  
D. 202,184 9/1965 Melchior ..... D6/361

D. 238,458 1/1976 Cavallero ..... D6/372  
D. 283,090 3/1986 Mulhauser ..... D6/372  
D. 288,634 3/1987 Williams ..... D6/375 X

*Primary Examiner*—Bruce W. Dunkins  
*Attorney, Agent, or Firm*—Marshall & Melhorn

[57] **CLAIM**

The ornamental design for a chair, as shown and described.

### DESCRIPTION

FIG. 1 is a perspective view of a chair embodying my new design;


FIG. 2 is a side elevational view thereof;

FIG. 3 is a top plan view thereof;

FIG. 4 is a front elevational view thereof; and

FIG. 5 is a rear elevational view thereof.

The side of the chair not shown is a mirror image of the side shown.






FIG. 1

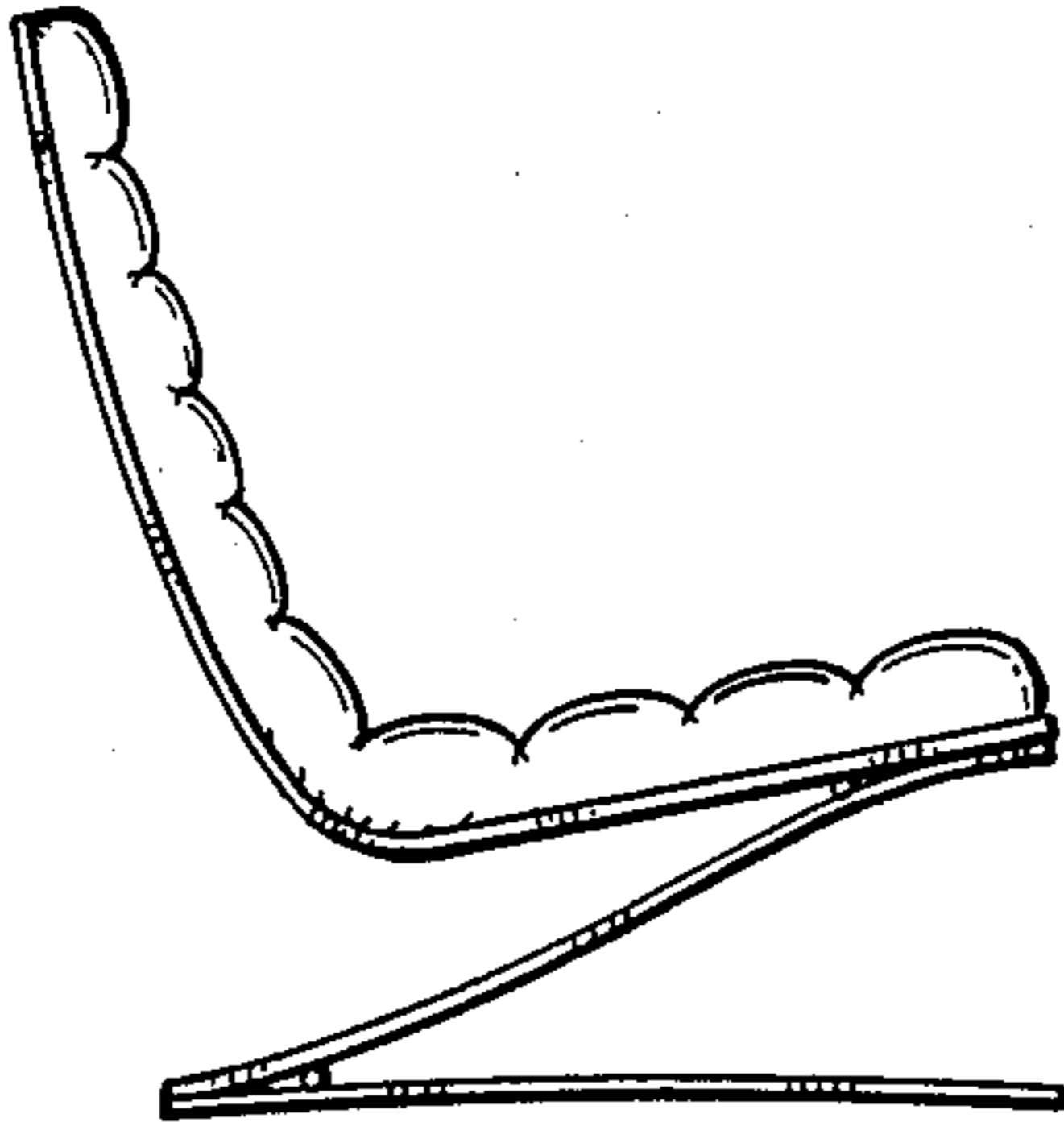


FIG. 2

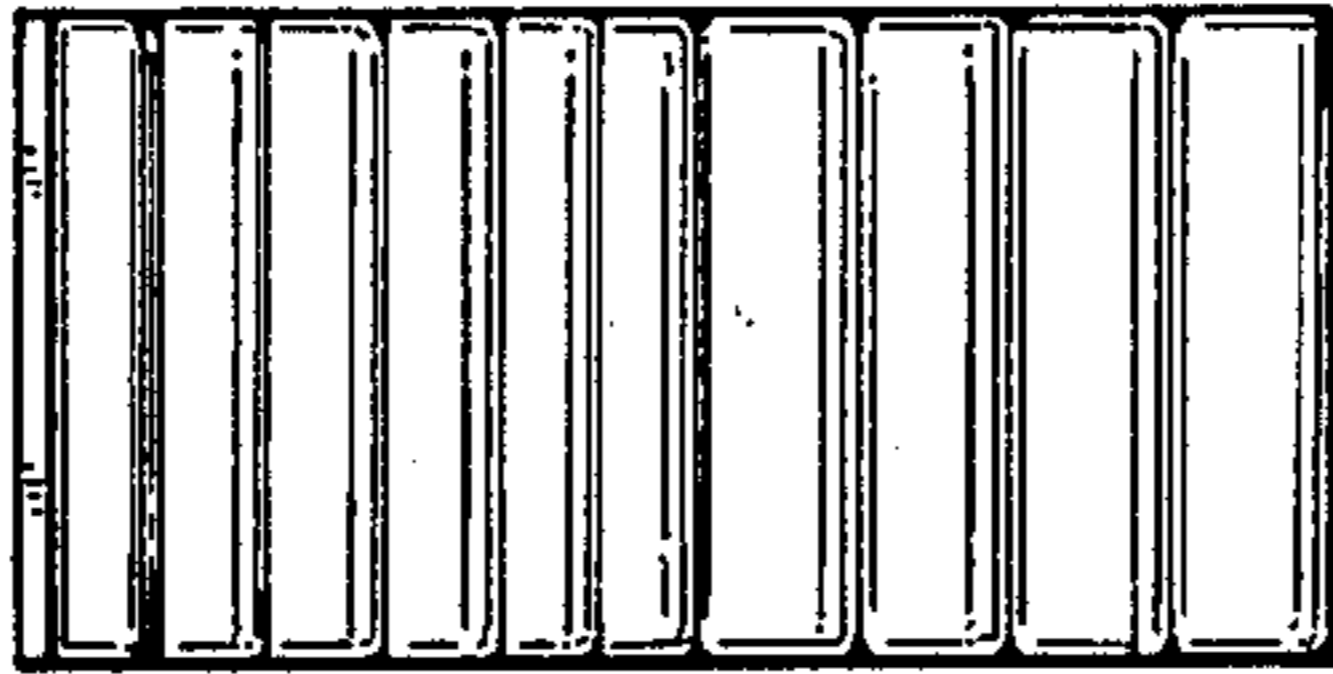


FIG. 3




FIG. 4

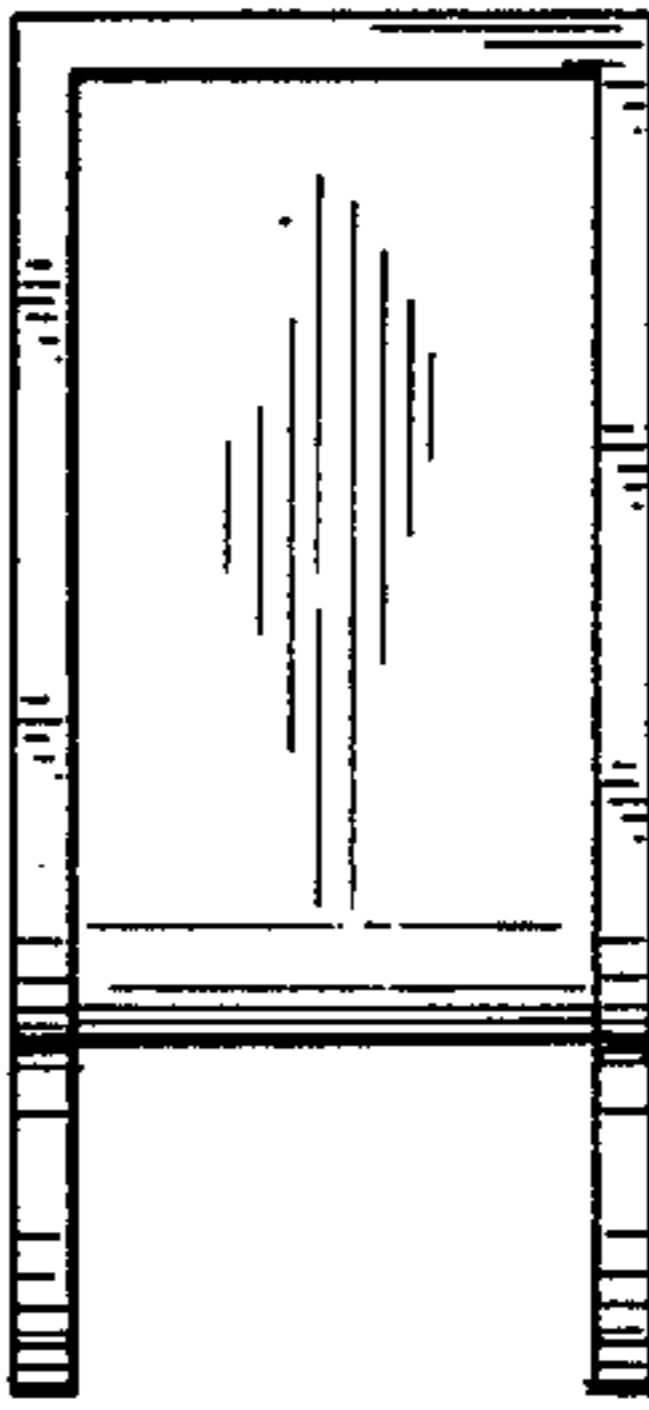


FIG. 5