

[54] SHOE SOLE

[75] Inventor: Lawrence Selbiger, Portland, Oreg.

[73] Assignee: AVIA Group International, Inc., Portland, Oreg.

[**] Term: 14 Years

[21] Appl. No.: 156,650

[22] Filed: Feb. 17, 1988

[52] U.S. Cl. D2/320

[58] Field of Search D2/264, 265, 274, 308-314, D2/317-321; 36/25 R, 28, 29, 32 R, 43, 59 R, 59 C, 114, 106, 132, 136

FOREIGN PATENT DOCUMENTS

1018202 12/1952 France .

OTHER PUBLICATIONS

Footwear News-p. 20-10/5/87.

Sports Style-p. 11-8/3/87.

Primary Examiner—Louis S. Zarfes

Attorney, Agent, or Firm—Saidman, Sterne, Kessler & Goldstein

[57] CLAIM

The ornamental design for a shoe sole, as shown and described.

DESCRIPTION

FIG. 1 is a left side elevational view of a shoe sole showing our new design;

FIG. 2 is a right side elevational view thereof;

FIG. 3 is a bottom plan view thereof;

FIG. 4 is a front elevational view thereof; and

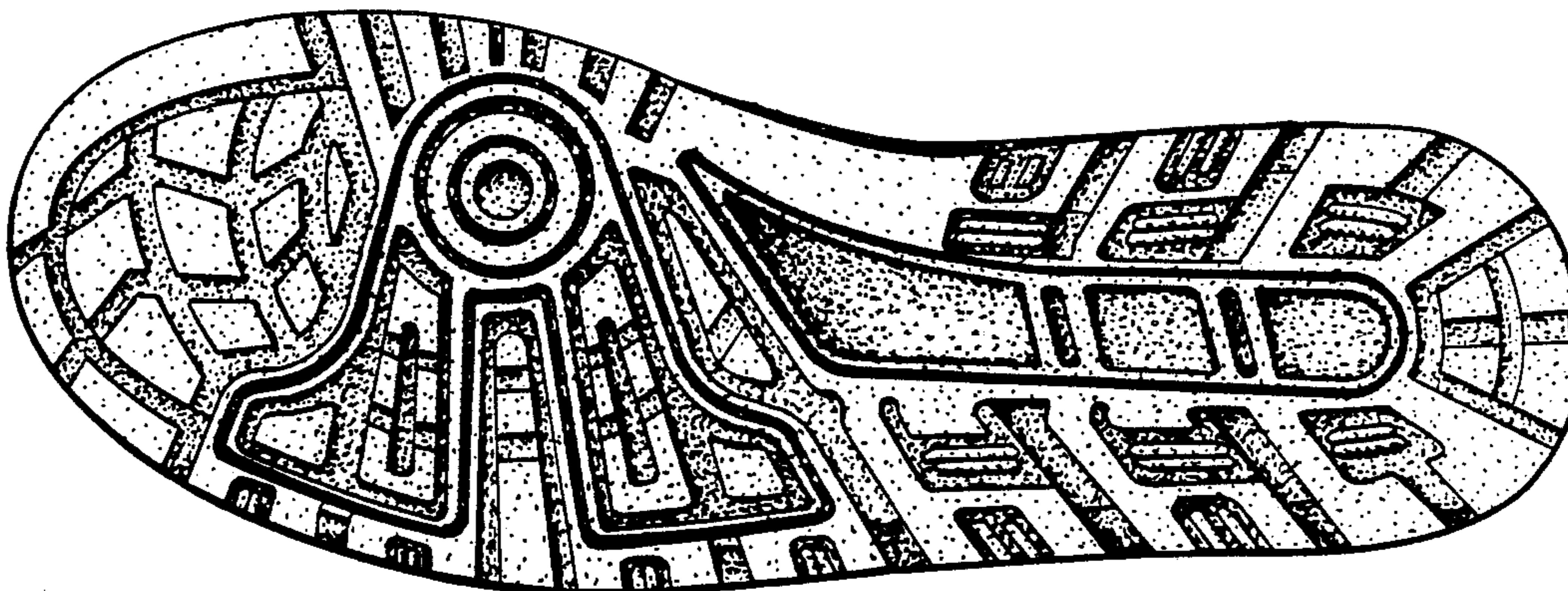

FIG. 5 is a rear elevational view thereof.

The broken line showing of a shoe upper in FIGS. 1-5 and the area within are environmental only and form no part of the claimed design.

[56] References Cited

U.S. PATENT DOCUMENTS

D. 89,204	2/1933	Martin et al.	D2/320
D. 274,574	7/1984	Stubblefield	D2/320
D. 284,420	7/1986	Tong	D2/320
D. 285,984	10/1986	Tong et al.	D2/320
D. 290,902	6/1987	Kelley	D2/320
D. 292,541	11/1987	Kelley	D2/320
D. 293,620	1/1988	Liggett et al.	D2/320
D. 295,460	5/1988	Hase et al.	D2/320



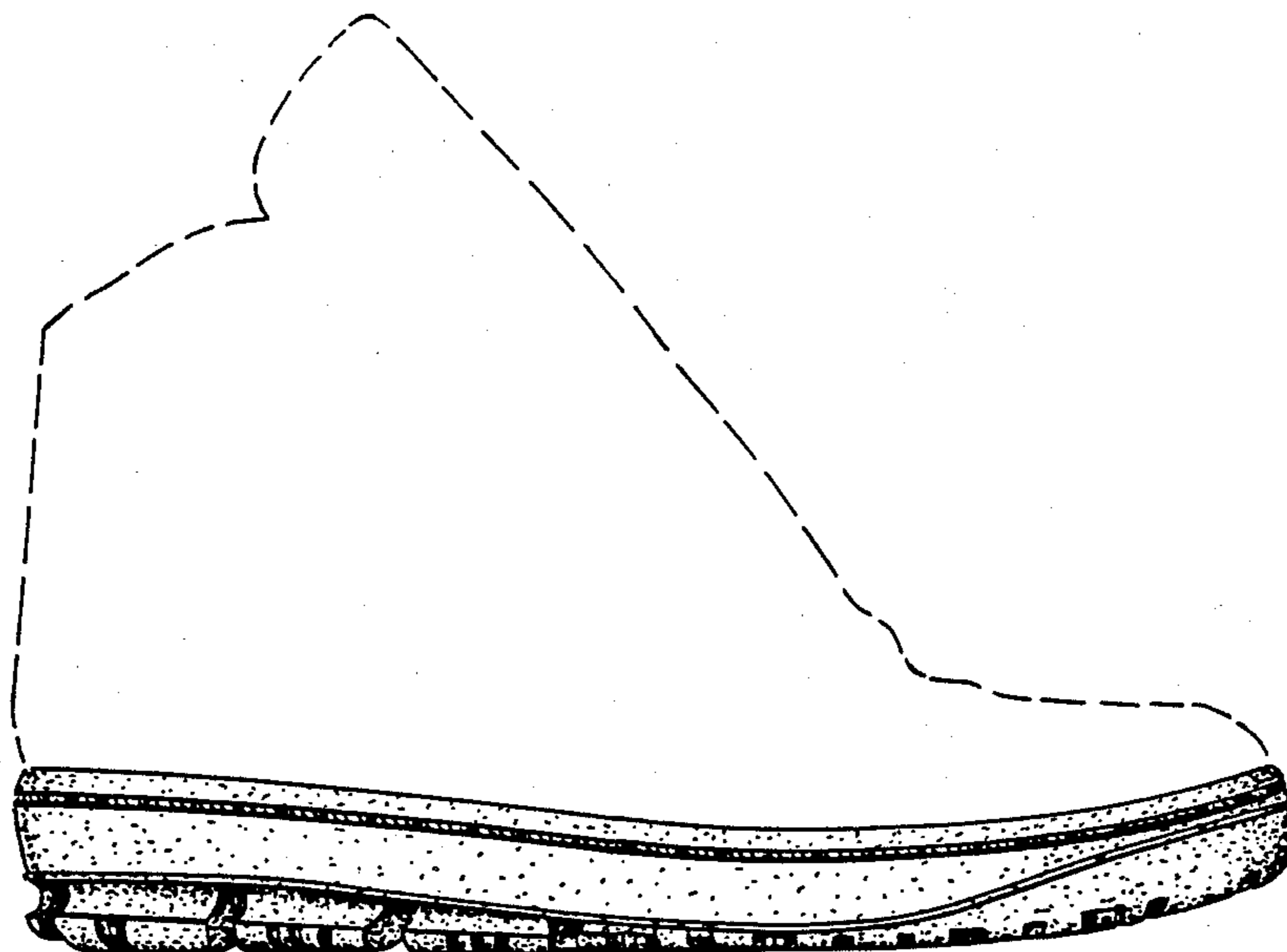


Fig. 1




Fig. 2

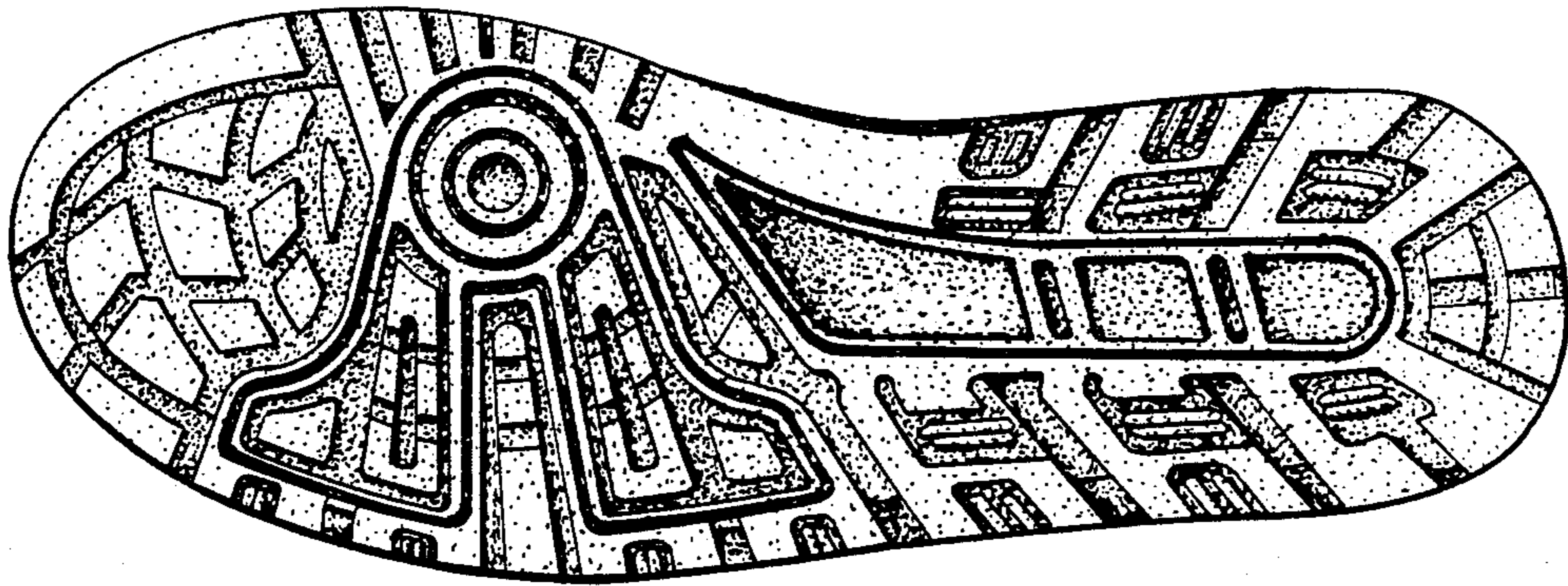


Fig. 3




Fig. 4

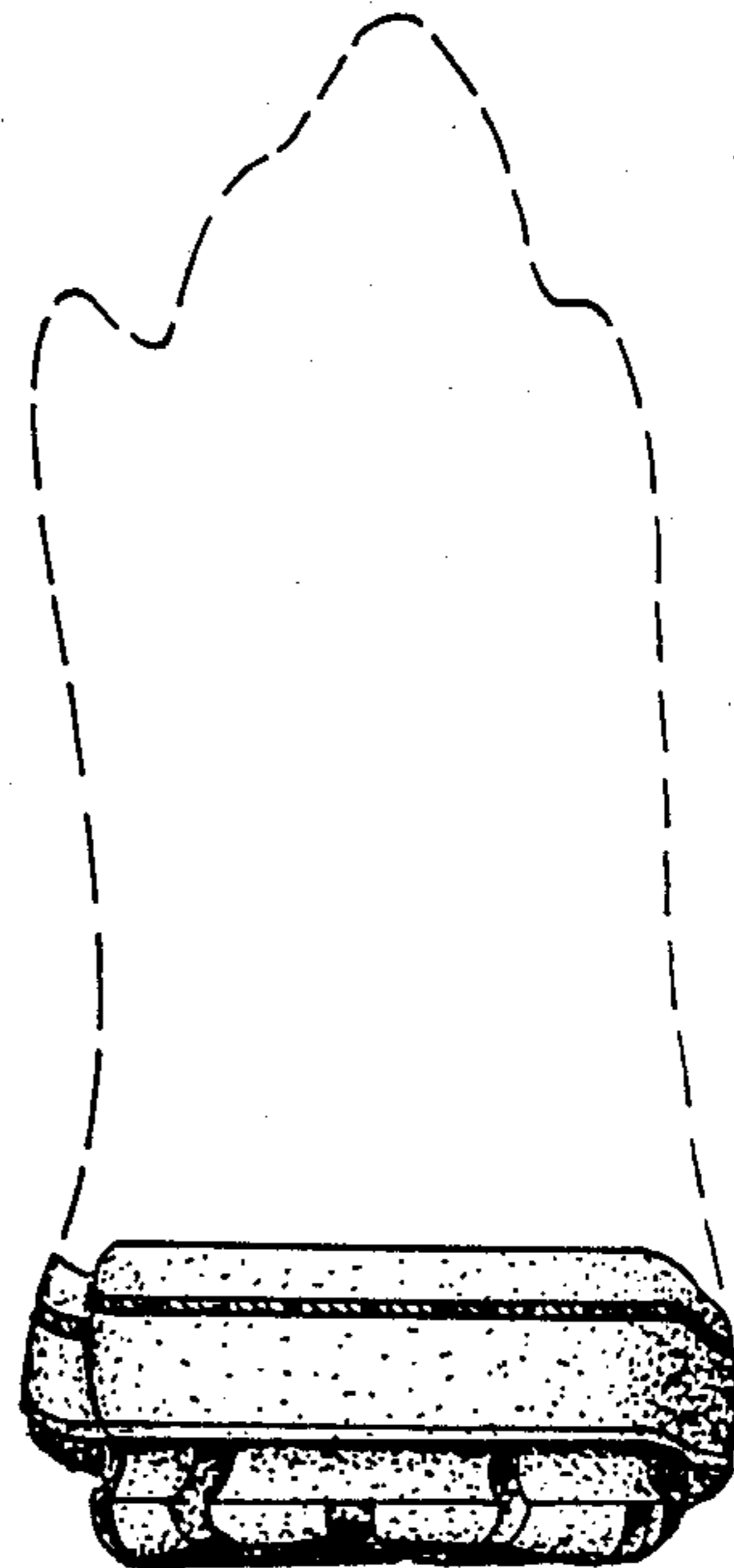


Fig. 5