

[54] ELEMENT OF A SHOE UPPER

[75] Inventor: Edward Lussier, Hingham, Mass.

[73] Assignee: Reebok International Ltd., Canton, Mass.

[\*\*] Term: 14 Years

[21] Appl. No.: 93,508

[22] Filed: . Sep. 4, 1987

Related U.S. Application Data

[62] Division of Ser. No. 750,597, Jul. 1, 1985, Pat. No. Des. 297,281.

[52] U.S. Cl. .... D2/314

[58] Field of Search ..... D2/264, 265, 308-315, D2/326-328; 36/1, 83, 87, 106, 100-103, 45, 48, 57, 112-114, 132, 136

[56] References Cited

U.S. PATENT DOCUMENTS

- D. 198,157 5/1964 Doss .
- D. 258,548 3/1981 Famolare, Jr. .... D2/309
- D. 287,301 12/1986 Tong ..... D2/314
- 4,506,462 3/1985 Cavanagh ..... 36/114 X
- 4,620,376 11/1986 Talarico, II ..... 36/103

FOREIGN PATENT DOCUMENTS

3415960 11/1984 Fed. Rep. of Germany .

OTHER PUBLICATIONS

Footwear News, 1/7/85, p. 26—shoe at left center.  
 Footwear News, Monday, 4/4/83, p. 33—Sport-Billy “Contour Stabilizer”.  
 J. W. Foster & Sons Ltd., 1935 catalog, “Foster’s Deluxe”.  
 An advertisement Circa 1966 for the A100 Challenger, A50 Captain, A110 Prefect Spiked Track shoe models.

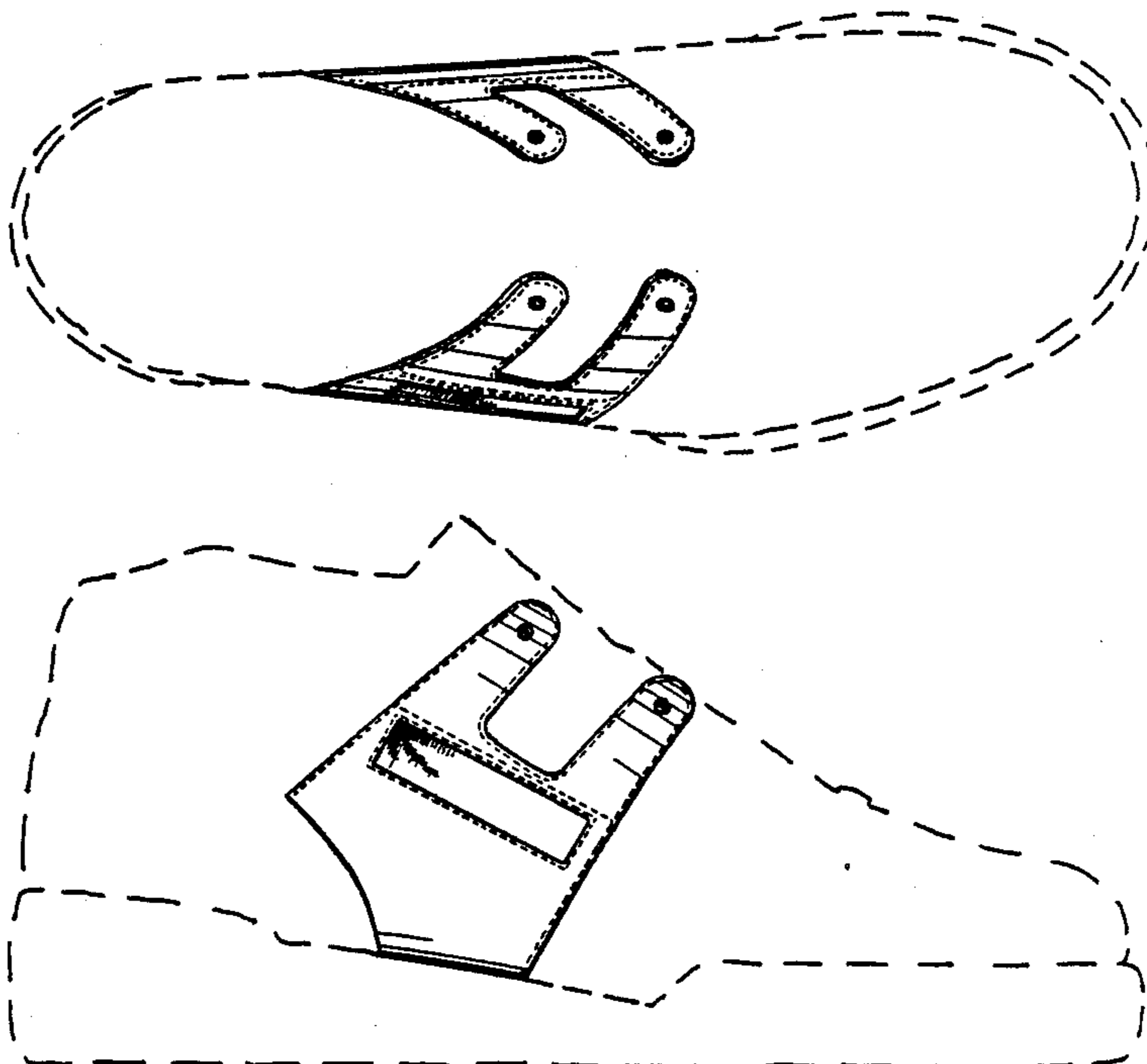
Primary Examiner—Louis S. Zarfes  
 Attorney, Agent, or Firm—Saidman, Sterne Kessler & Goldstein

[57] CLAIM

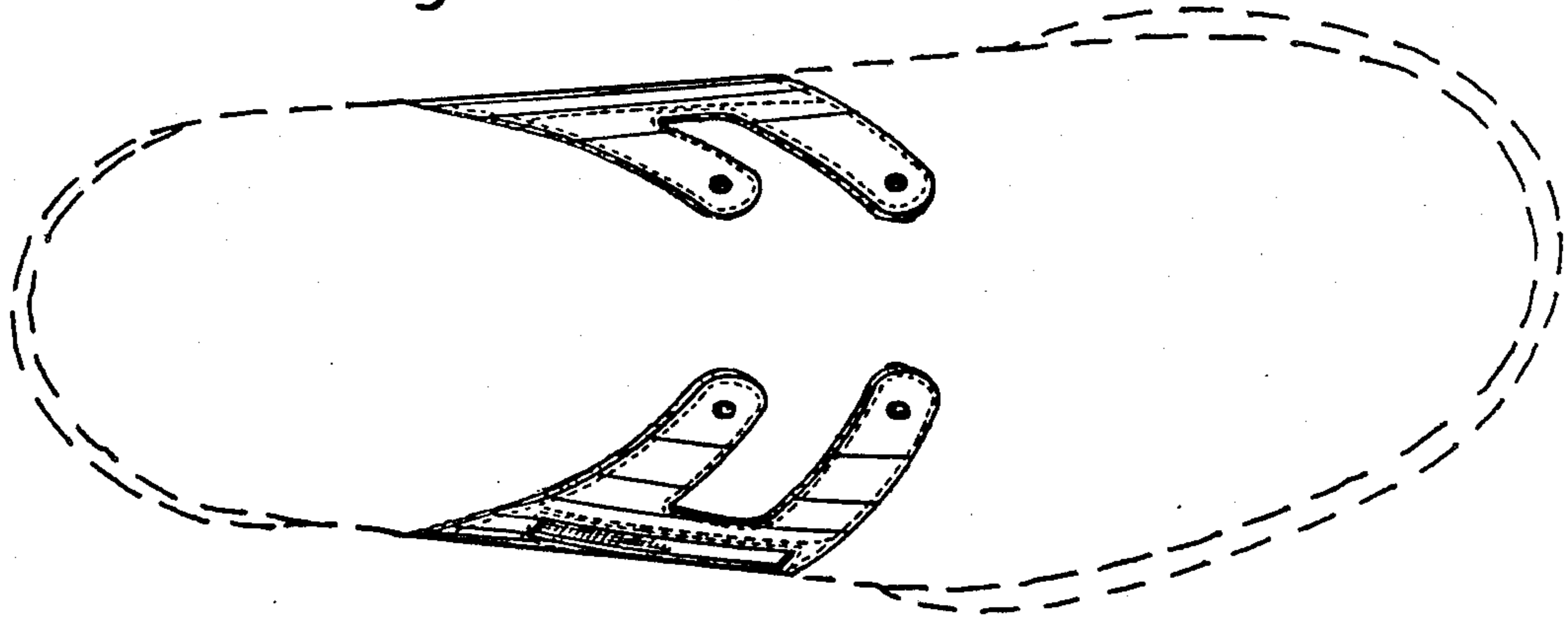
The ornamental design for an element of a shoe upper, as shown and described.

DESCRIPTION

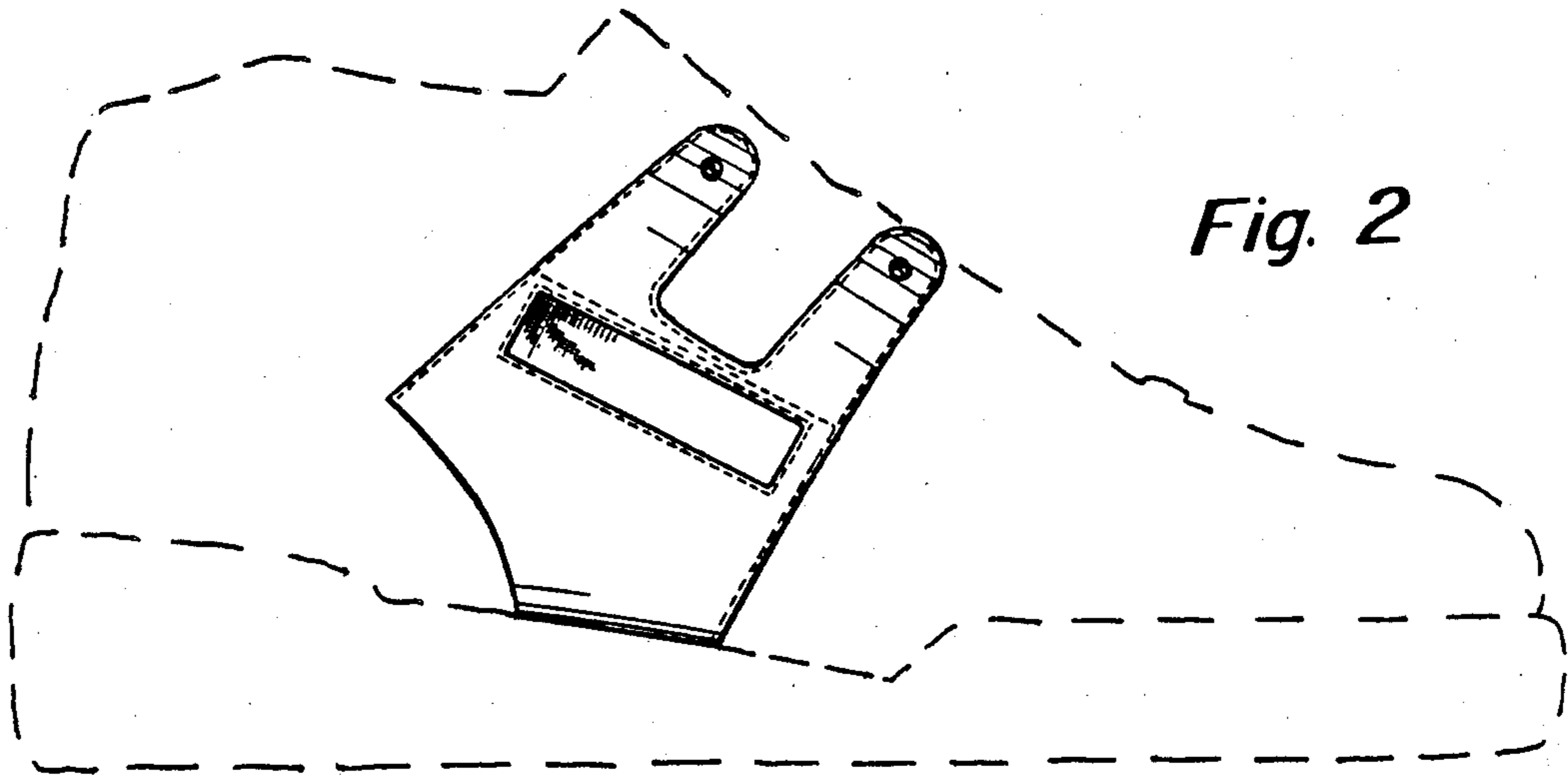
FIG. 1 is a top plan view of an element of a shoe upper showing my new design;  
 FIG. 2 is a left side elevational view thereof.  
 FIG. 3 is a right side elevational view thereof; and  
 FIG. 4 is a front plan view thereof.  
 The broken line showing of a shoe in FIGS. 1-4 is environmental only and does not form part of the claimed design.



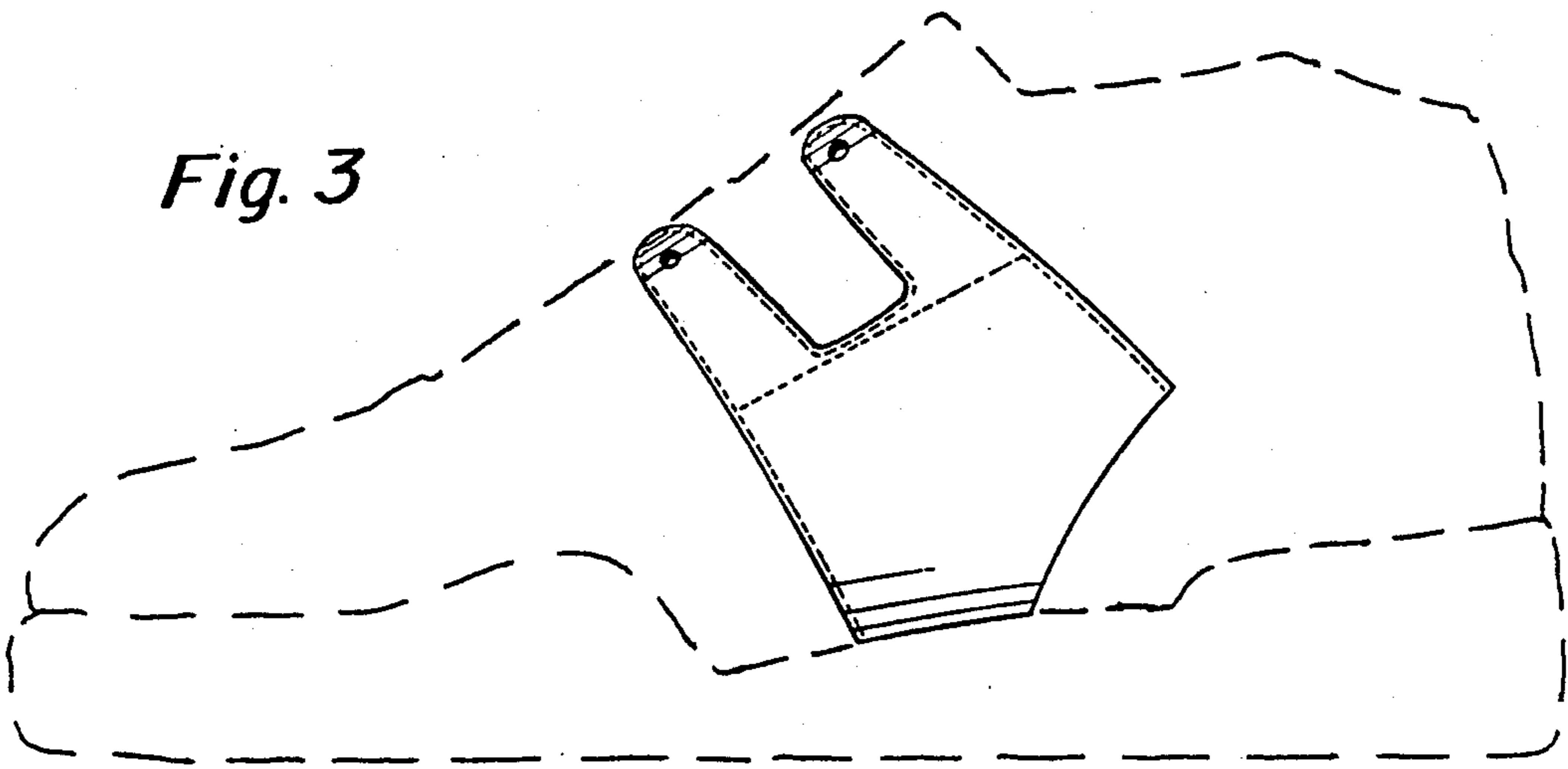
*Fig. 1*



*Fig. 2*



*Fig. 3*



*Fig. 4*

