

[54] VIEWING SHIELD

426811 11/1947 Italy 2/12

[76] Inventor: William E. Bigbie, Jr., 1518 Stanley,
P.O. Box 2001, Ardmore, Okla.
73402

Primary Examiner—Susan J. Lucas
Attorney, Agent, or Firm—Larson and Taylor

[**] Term: 14 Years

[57] CLAIM

The ornamental design for a viewing shield, as shown and described.

[21] Appl. No.: 744,975

[22] Filed: Jun. 17, 1985

[52] U.S. Cl. D29/18

[58] Field of Search D16/130-137;
D2/234; 2/11, 15; 350/576, 140, 145; D29/18

DESCRIPTION

FIG. 1 is a perspective view of the viewing shield showing my new design;

FIG. 2 is a front elevational view thereof on an enlarged scale;

FIG. 3 is a left side elevational view thereof on an enlarged scale;

FIG. 4 is a top plan view thereof on an enlarged scale; and

FIG. 5 is a bottom plan view thereof on an enlarged scale.

The back is identical to the front except for the absence in the back of the small curved cut-out portion along the top curved edge thereof. The right side elevational view is identical to the left side elevational view.

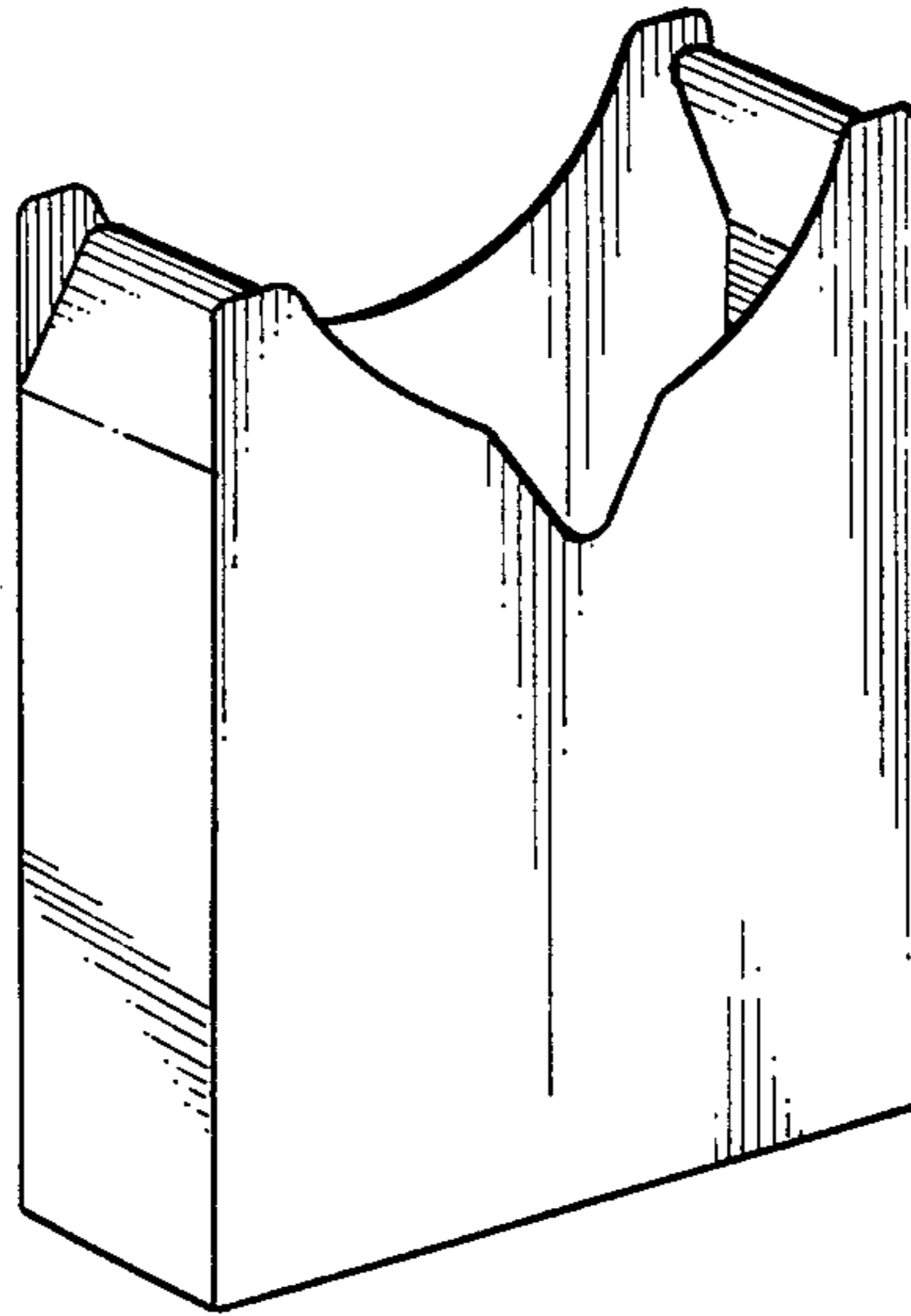
[56] References Cited

U.S. PATENT DOCUMENTS

D. 220,064	3/1971	Warren	D16/130
797,143	8/1905	Newlin	2/11
1,281,746	10/1918	Allen et al.	350/140 X
2,368,480	1/1945	McClure	350/140
3,710,393	1/1973	Morris, Jr.	2/12

FOREIGN PATENT DOCUMENTS

534542	1/1955	Belgium	350/140
--------	--------	---------	-------	---------



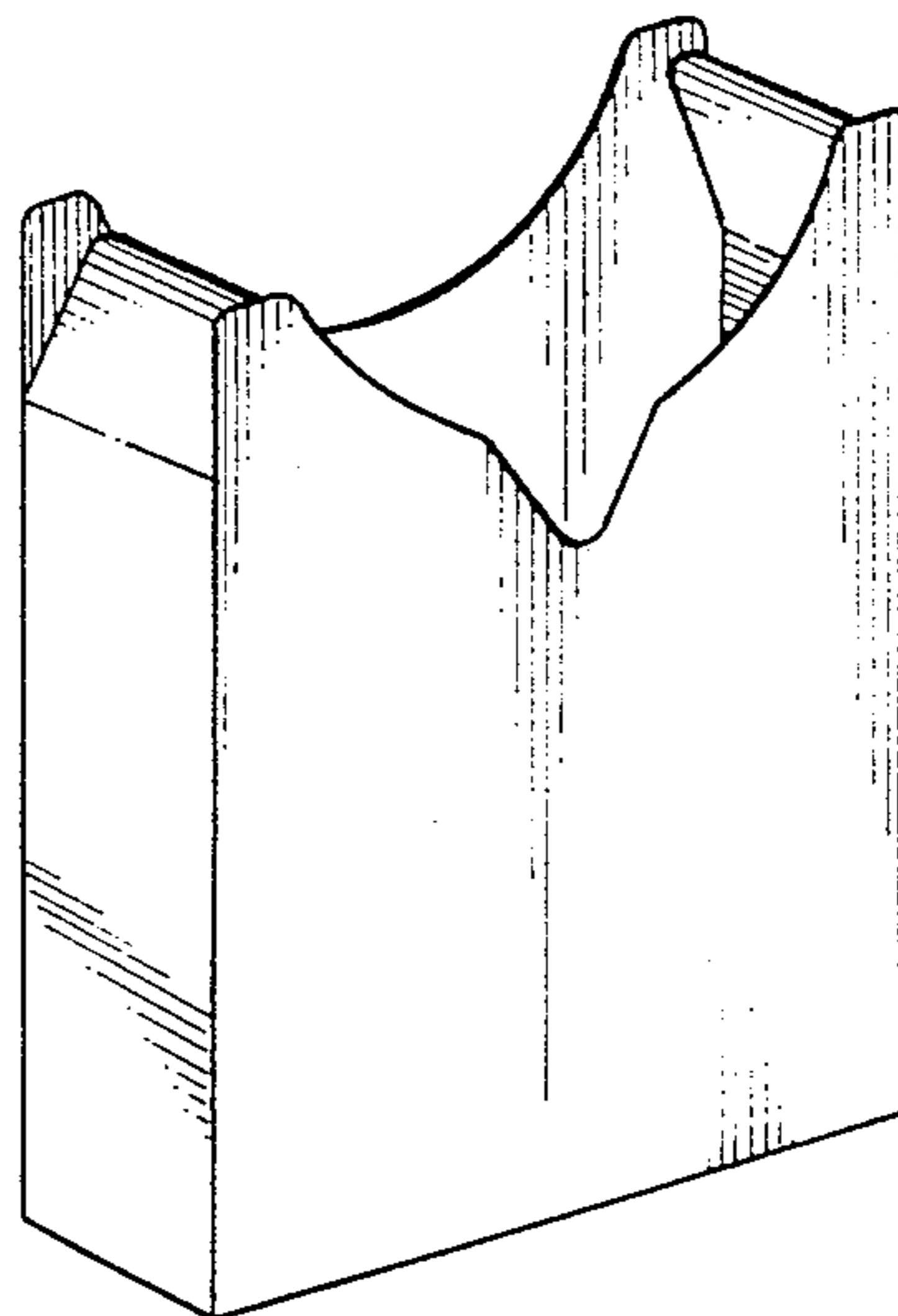


Fig. 1

Fig. 3

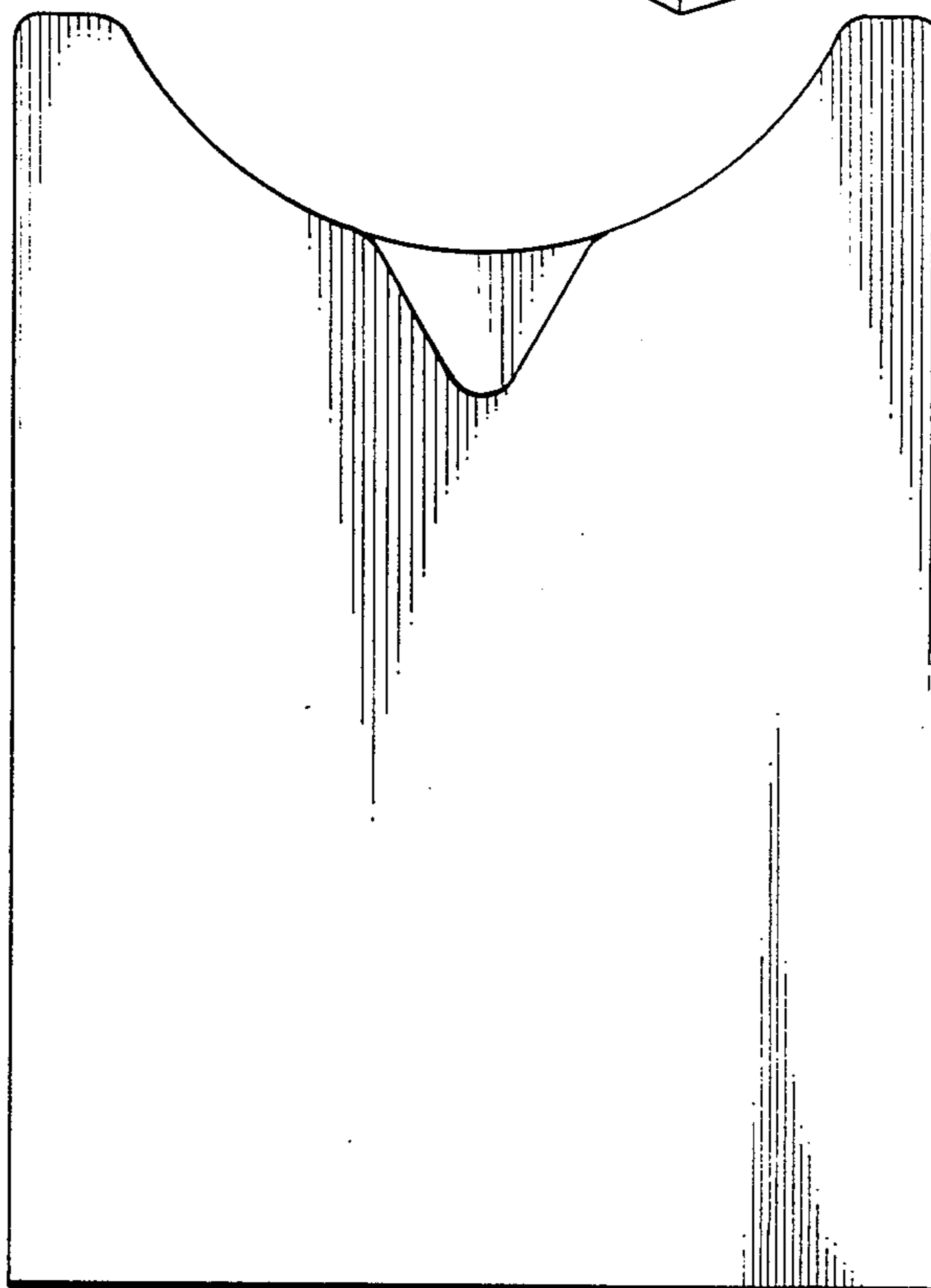



Fig. 2




Fig. 4

Fig. 5

