

[54] **FINIAL HOLDER FOR CLEANING PAINT ROLLER**

[75] **Inventor: Theodore F. Puntillo, Sacramento, Calif.**

[73] **Assignees: Theodore Eugene, Davis; Edward Anthony Puntillo, Sacramento, both of Calif.**

[\*\*] **Term: 14 Years**

[21] **Appl. No.: 207,598**

[22] **Filed: Jun. 16, 1988**

[52] **U.S. Cl. .... D8/349; D8/378**

[58] **Field of Search .... D8/373, 83, 107, 402, D8/349; 211/59.1, 70.6; 248/127; D4/122**

[56] **References Cited**

**U.S. PATENT DOCUMENTS**

D. 27,301	7/1897	Sevan .....	D8/83
D. 37,516	6/1962	Leach .....	D4/122 X
D. 42,459	5/1912	Farr .....	D8/402 X
D. 70,757	8/1926	Hofman .....	D8/378
D. 70,759	8/1926	Hofman .....	D8/378
D. 74,964	4/1928	Crawford .....	D8/378
D. 78,801	6/1929	Whincap .....	D8/378
D. 230,950	3/1974	Moon .....	D8/378
D. 248,922	8/1978	Osak, Jr. ....	D8/83 X
D. 252,554	8/1979	Lancer .....	D8/107 X
D. 271,937	12/1983	Combs .....	D8/83
D. 292,771	11/1987	Kim .....	D8/107 X
2,278,109	3/1942	Karp et al. ....	211/59.1 X
2,532,114	11/1950	McGee .....	211/59.1 X

2,626,062	1/1953	Monzella .....	211/59.1
3,066,918	12/1962	Springer et al. ....	248/127 X
3,139,986	7/1964	Strock .....	211/59.1
3,311,320	3/1967	Taylor, Jr. ....	211/59.1 X
3,343,577	9/1967	Wagner .....	D8/83 U X
3,373,456	3/1968	Dalton .....	D4/122 X
4,435,874	3/1984	Jacobson .....	D4/122 X
4,475,658	10/1984	Roberts .....	211/59.1 X

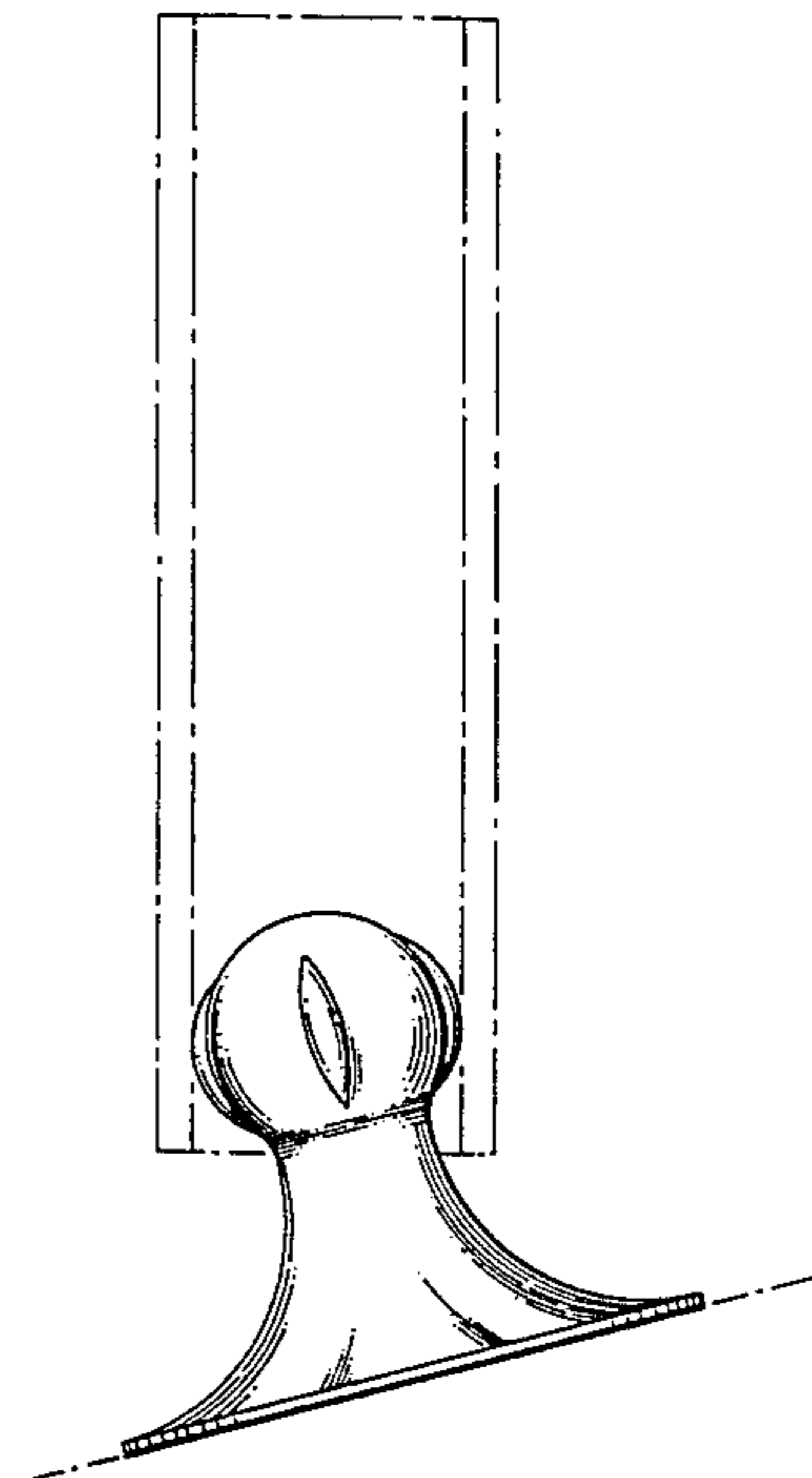
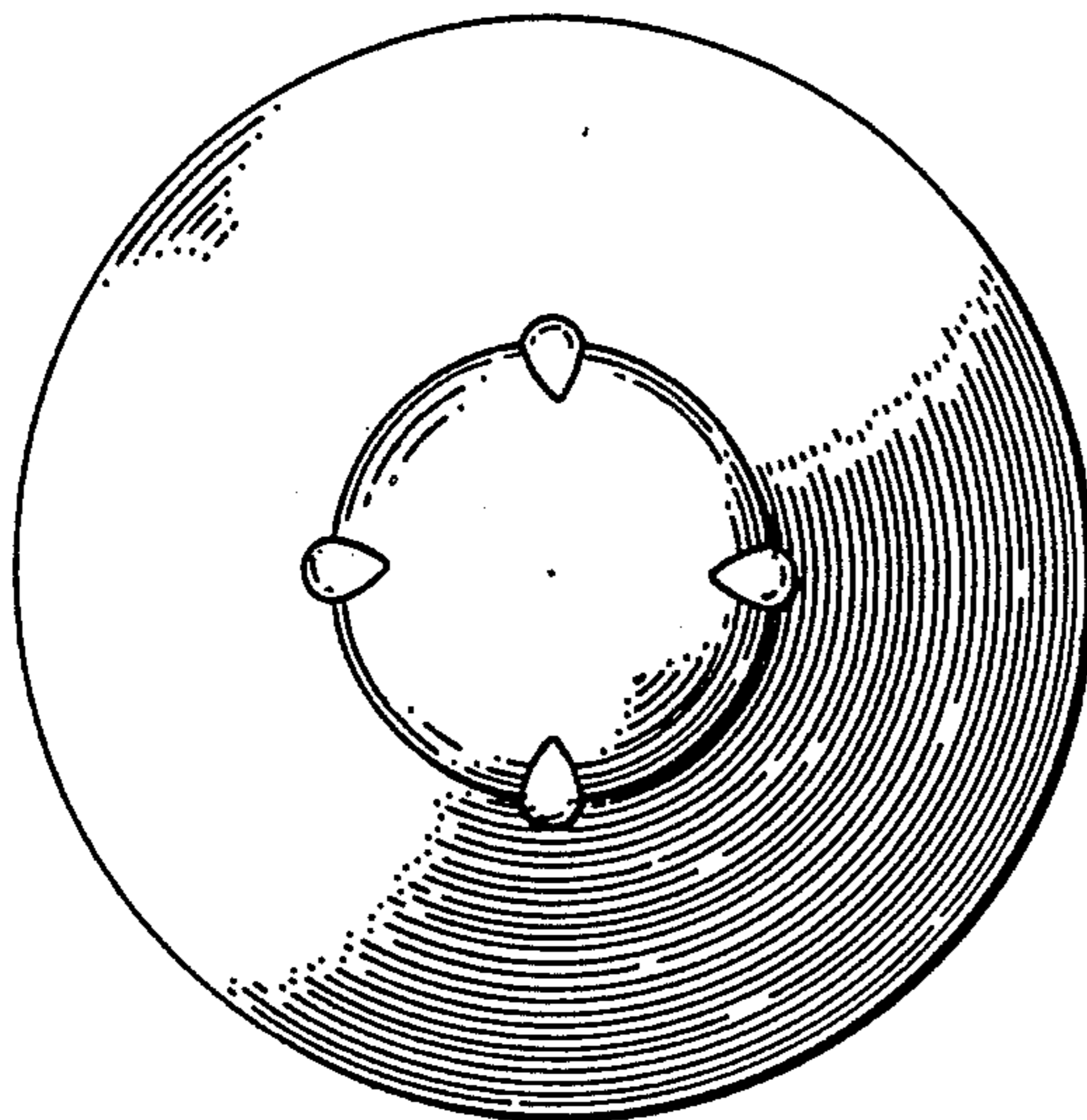
*Primary Examiner*—Horace B. Fay, Jr.  
*Attorney, Agent, or Firm*—Lothrop & West

[57] **CLAIM**

The ornamental design for a finial holder for cleaning paint roller, as shown and described.

**DESCRIPTION**

FIG. 1 is a perspective view of a finial holder for cleaning paint roller, showing my new design;  
FIG. 2 is front elevational view thereof, the rear and both side elevations being substantially identical to the figure shown;  
FIG. 3 is a front elevational view thereof, with the holder rotated 45° about its axis;  
FIG. 4 is a top plan view thereof;  
FIG. 5 is a bottom plan view thereof; and,  
FIG. 6 is a front elevational view thereof with the base of the holder inclined somewhat and with the retention ribs of the finial disposed within a paint roller held in vertical attitude.  
The broken line showing of a paint roller and of an inclined surface adjacent to and parallel with the base of the holder in FIG. 6 is for illustrative purposes only and forms no part of the claimed design.






FIG. 1.

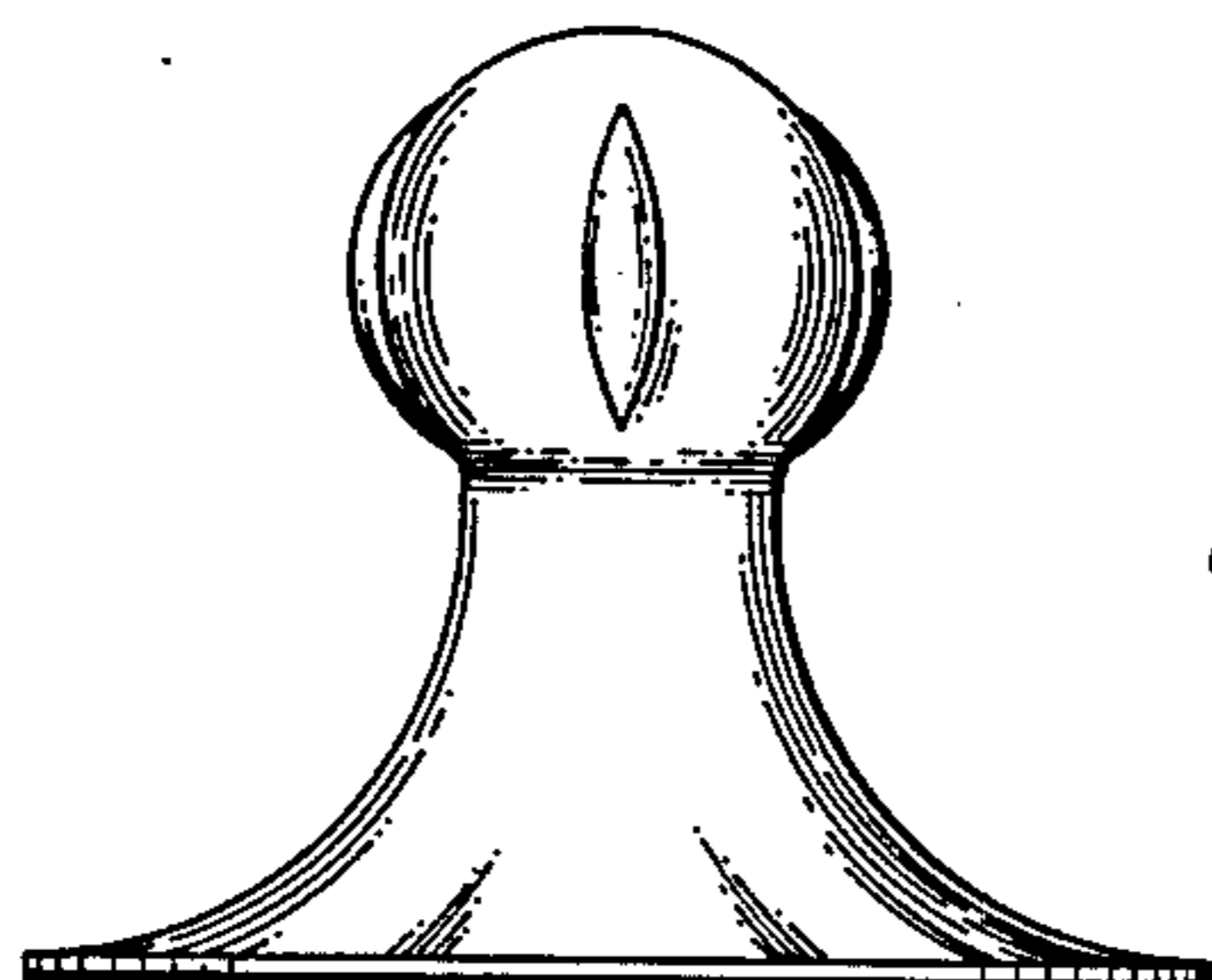


FIG. 2.




FIG. 3.

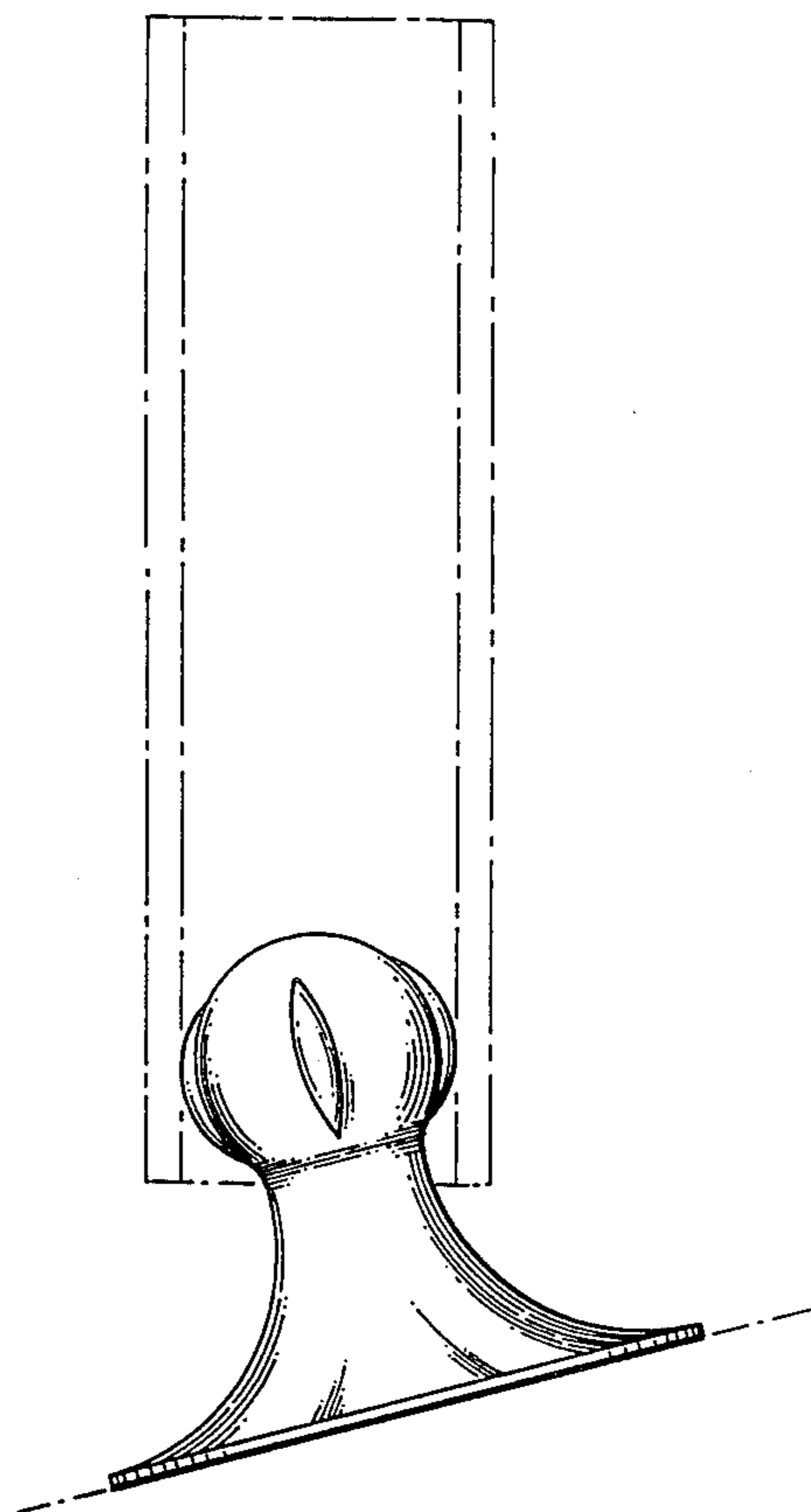


FIG. 6.

FIG. 4.

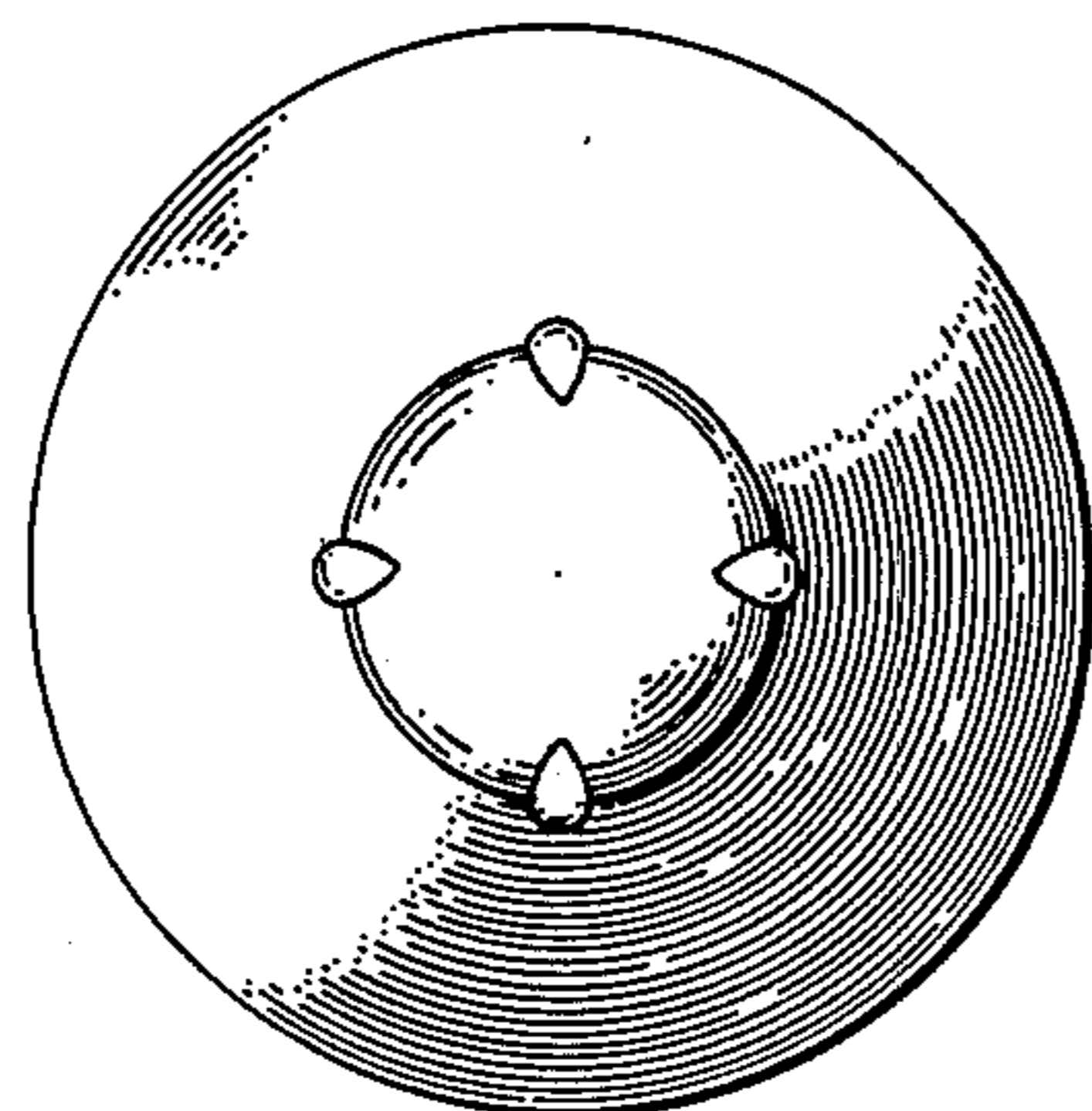
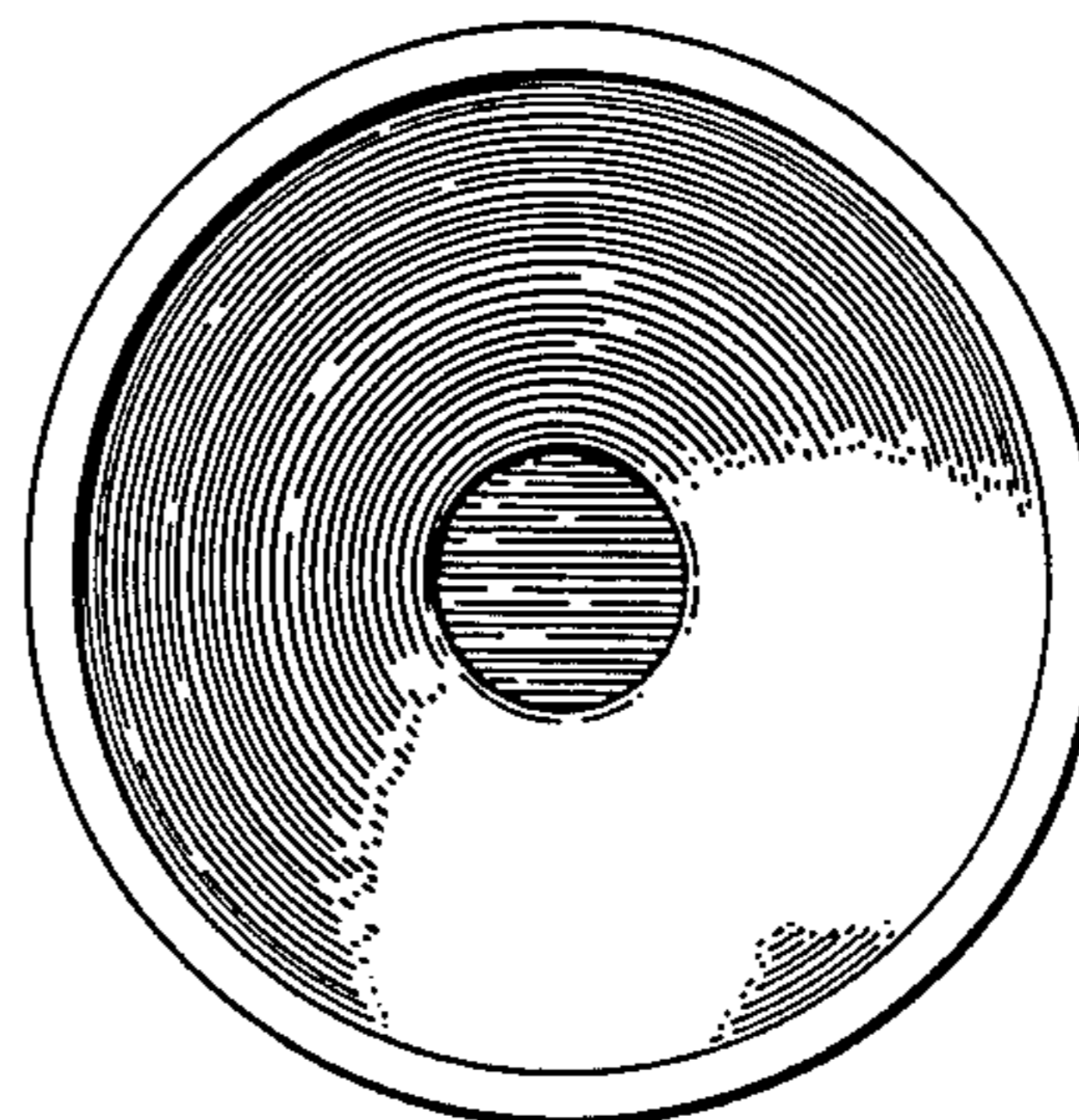


FIG. 5.



UNITED STATES PATENT AND TRADEMARK OFFICE  
**CERTIFICATE OF CORRECTION**

PATENT NO. : Des. 298,912  
DATED : December 13, 1988  
INVENTOR(S) : Theodore F. Puntillo

It is certified that error appears in the above-identified patent and that said Letters Patent is hereby corrected as shown below:

On the Title Page, Item [73], should read  
--Assignees: Theodore Eugene Puntillo, Davis; Edward  
Anthony Puntillo, Sacramento, both of  
California; part interest to each--.

**Signed and Sealed this  
Eleventh Day of July, 1989**

*Attest:*

*Attesting Officer*

DONALD J. QUIGG

*Commissioner of Patents and Trademarks*