

[54] COMBINED SHOWER SPLASH GUARD AND SOAP HOLDER

[75] Inventor: Paul A. Bourque, Moncton, Canada

[73] Assignee: Magnum Enterprises Ltd., New Brunswick, Canada

[**] Term: 14 Years

[21] Appl. No.: 826,506

[22] Filed: Feb. 5, 1986

[30] Foreign Application Priority Data

Aug. 6, 1985 [CA] Canada 06-08-85-12

[52] U.S. Cl. D23/307; 4/609

[58] Field of Search D23/303-307; 4/608-610; D6/532

[56] References Cited

U.S. PATENT DOCUMENTS

- D. 218,827 9/1970 Weaver D23/307
- D. 238,490 1/1976 Blitch D23/307
- D. 239,831 5/1976 Baumrind D23/307
- D. 244,774 6/1977 Dose D23/307
- D. 253,188 10/1979 Baugus D23/307
- D. 271,516 11/1983 Dose D23/307

- D. 273,609 4/1984 Huffington D23/307
- 1,807,107 5/1931 Sternbergh 4/609 X
- 3,724,000 4/1973 Eakman 4/609
- 3,737,921 6/1973 Baumrind 4/609
- 3,855,642 12/1974 Blitch 4/609
- 3,895,399 7/1975 Giarrante 4/608 X
- 3,952,337 4/1976 Hansow 4/609 X
- 3,984,880 10/1976 Schrameyer 4/609
- 4,189,790 2/1986 Masters, III 4/609 X

Primary Examiner—James R. Largen
Attorney, Agent, or Firm—Laubscher & Laubscher

[57] CLAIM

The ornamental design for a combined shower splash guard and soap holder, as shown and described.

DESCRIPTION

FIG. 1 is a perspective view taken from the top, front and right side of a combined shower splash guard and soap holder showing my new design;
 FIG. 2 is a top plan view thereof;
 FIG. 3 is a right side elevational view thereof;
 FIG. 4 is a bottom plan view thereof;
 FIG. 5 is a rear elevational view thereof;
 FIG. 6 is a left side elevational view thereof; and,
 FIG. 7 is a front elevational view thereof.

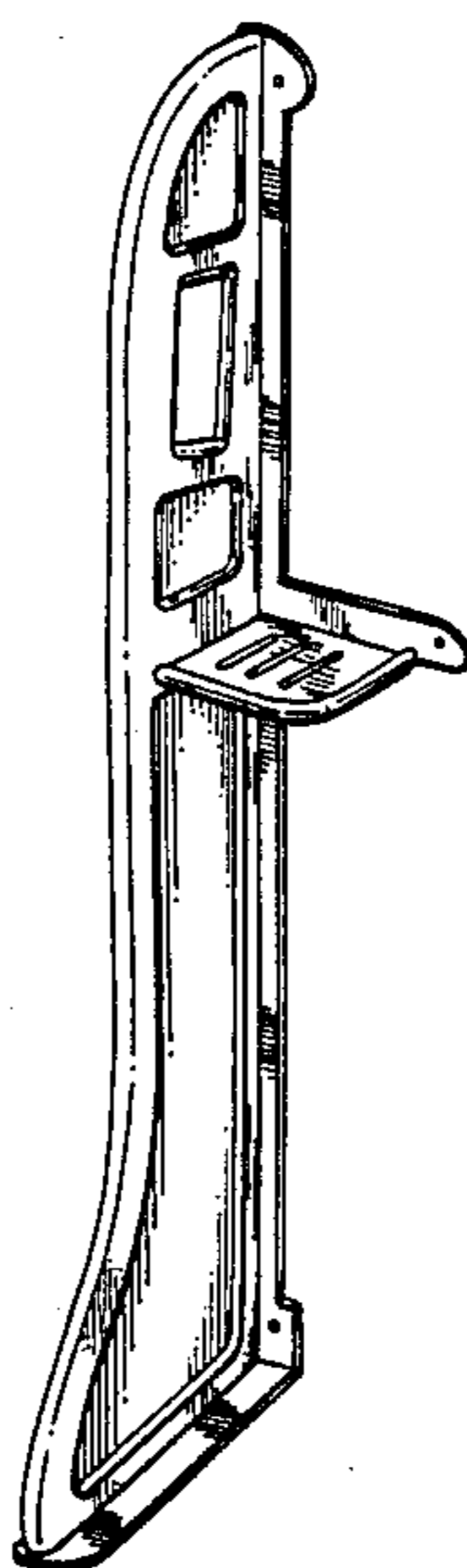


FIG. 2

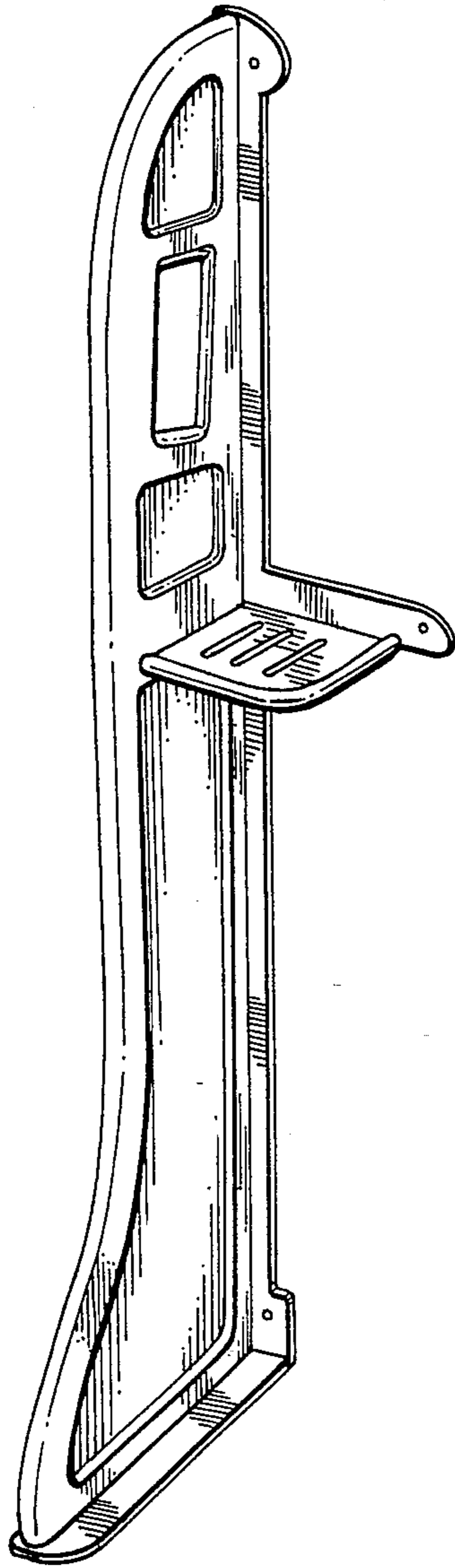
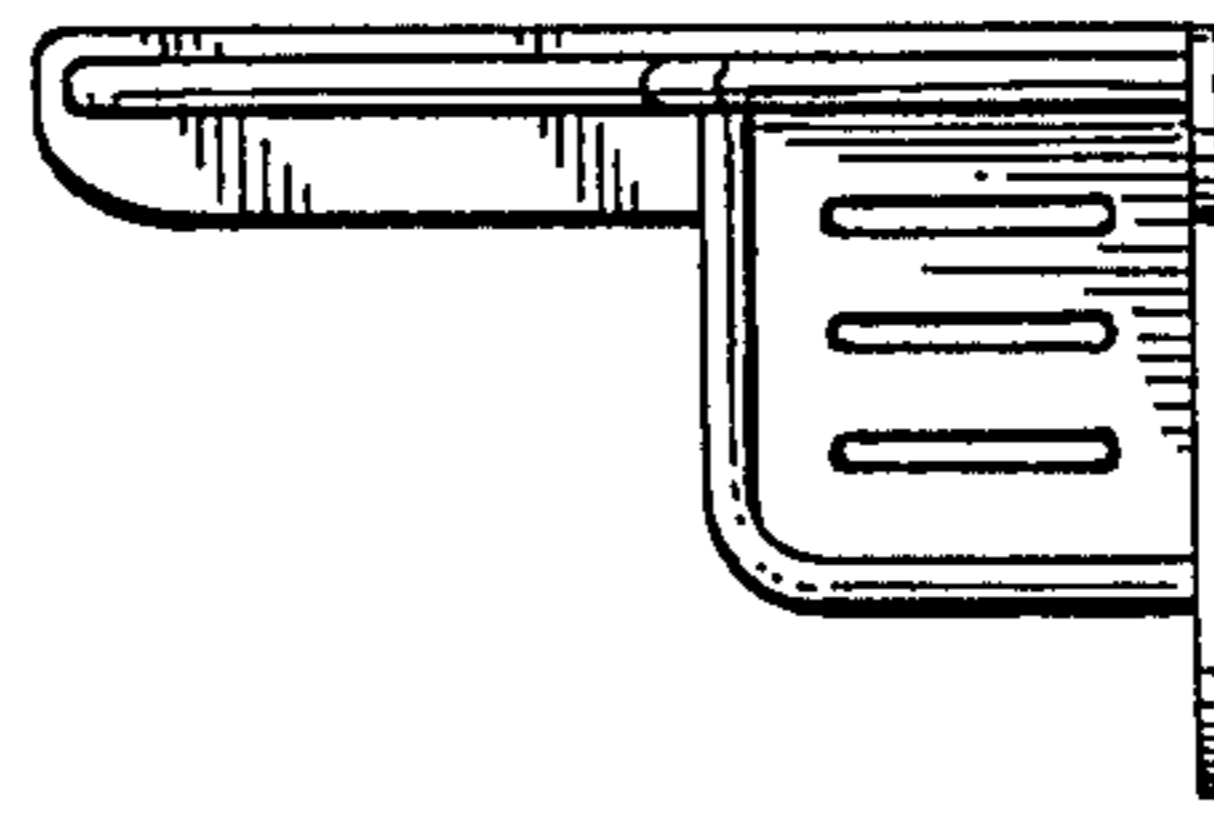


FIG. 1

FIG. 3

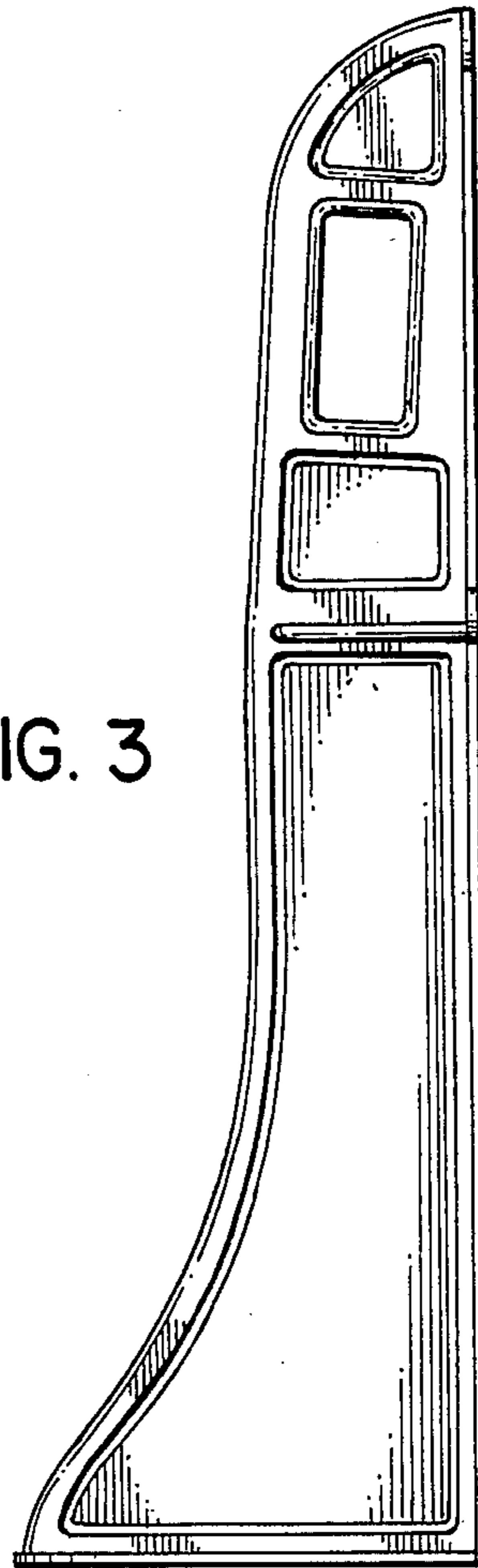
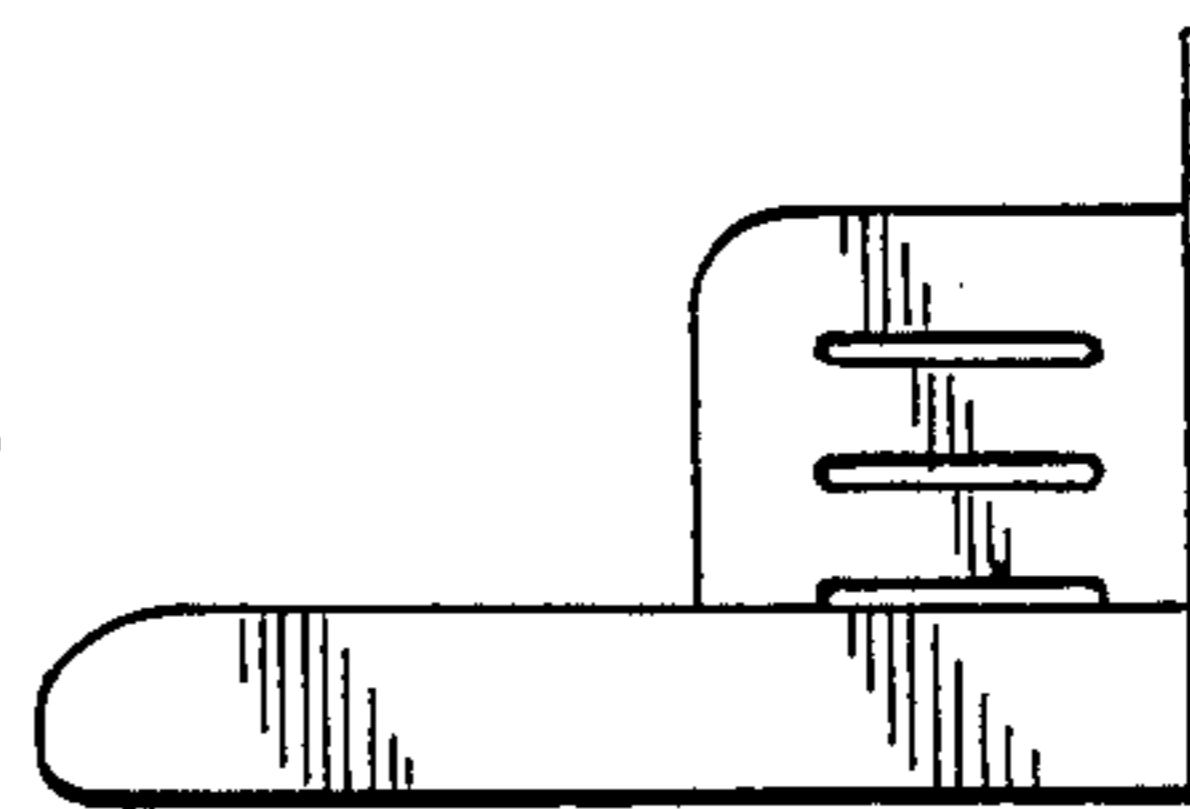


FIG. 4



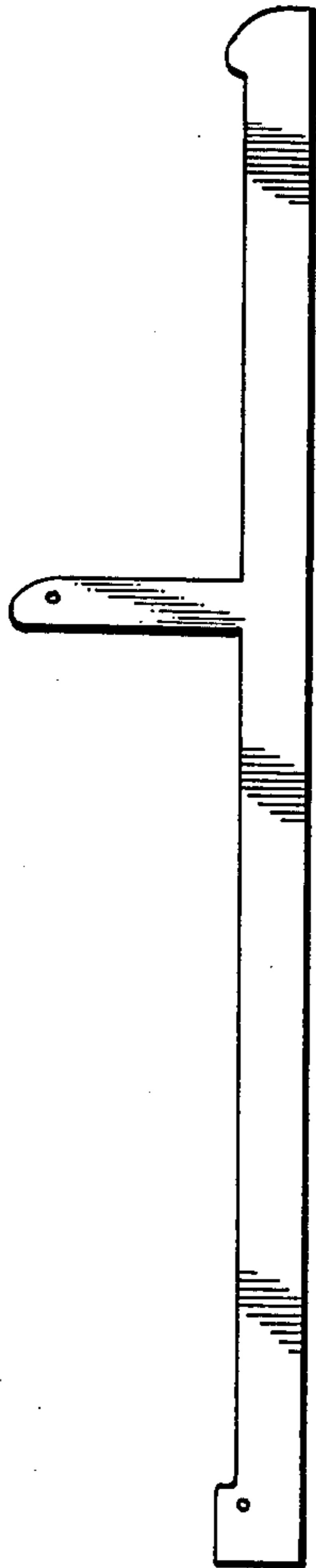


FIG. 5




FIG. 6

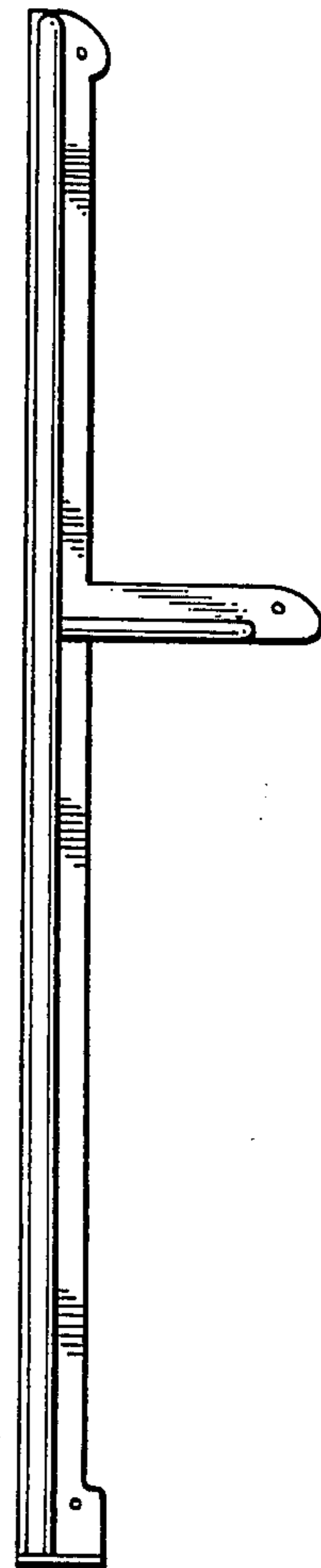


FIG. 7