

[54] **SLIDE RULE**
 [76] **Inventor: R. Dell Pugh, 13622 Pine Villa La., Ft. Myers, Fla. 33912**
 [**] **Term: 14 Years**
 [21] **Appl. No.: 808,288**
 [22] **Filed: Dec. 12, 1985**
 [52] **U.S. Cl. D18/10**
 [58] **Field of Search D18/2, 6-12; D10/46.1; 235/78 R-78 RC, 88 R-88 RC, 83, 84**

1,922,465 8/1933 Woodward 235/78 R
 3,279,695 10/1966 Krause 235/84
 3,747,845 7/1973 Potuesi 235/88 R X
 4,311,902 1/1982 Koll 235/78 R
 4,350,878 9/1982 Schwarz et al. 235/78 RC
 4,456,821 6/1984 Harter 235/78 R

Primary Examiner—Louis S. Zarfaz
Attorney, Agent, or Firm—Charles J. Prescott

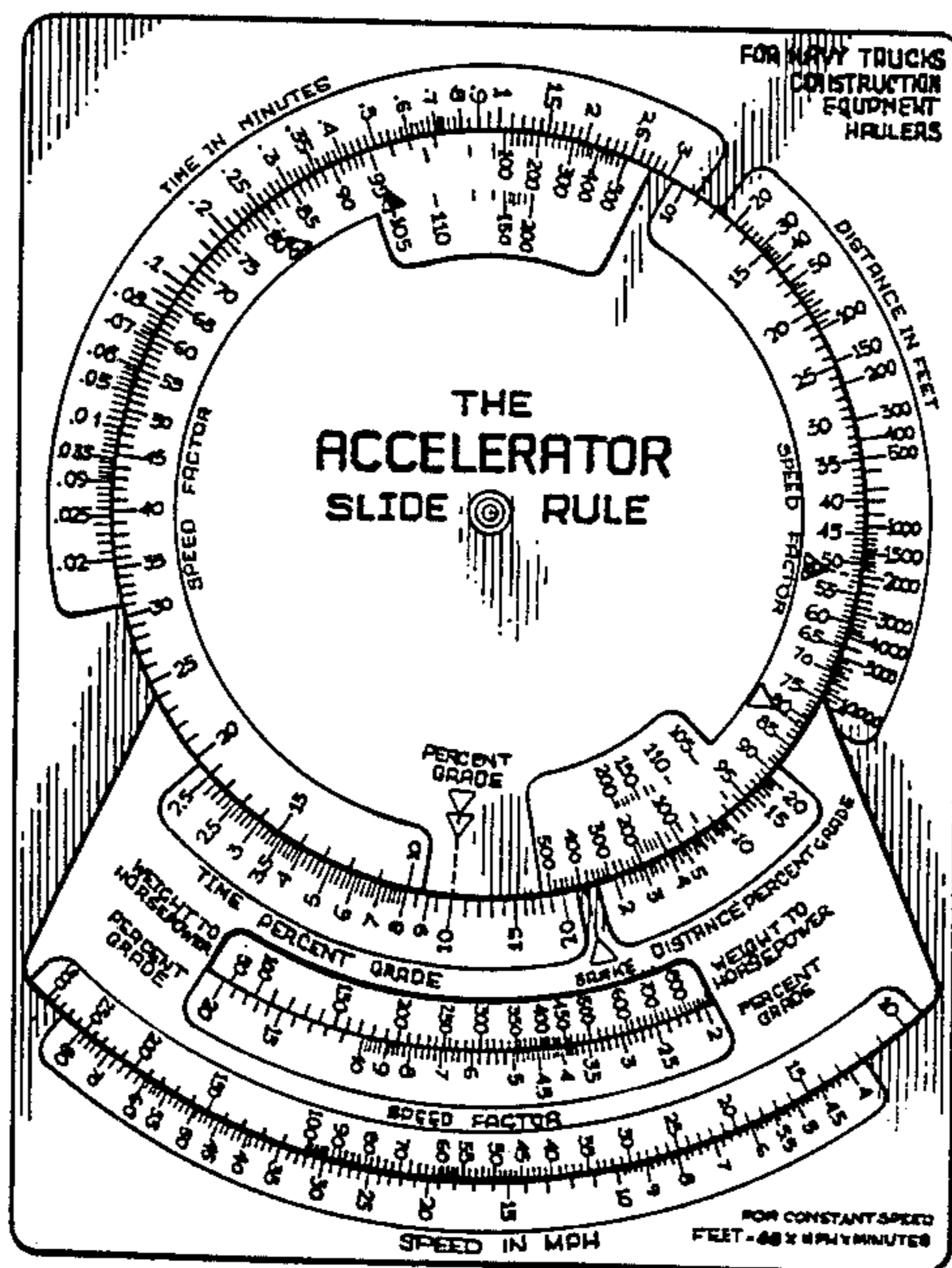
[57] **CLAIM**

The ornamental design for a slide rule, as shown.

DESCRIPTION

FIG. 1 is a front elevational view of a slide rule showing my new design;
 FIG. 2 is a left side elevational view;
 FIG. 3 is a rear elevational view; and
 FIG. 4 is a bottom plan view.

[56] **References Cited**
U.S. PATENT DOCUMENTS
 D. 241,775 10/1976 Dewey, Jr. D18/10



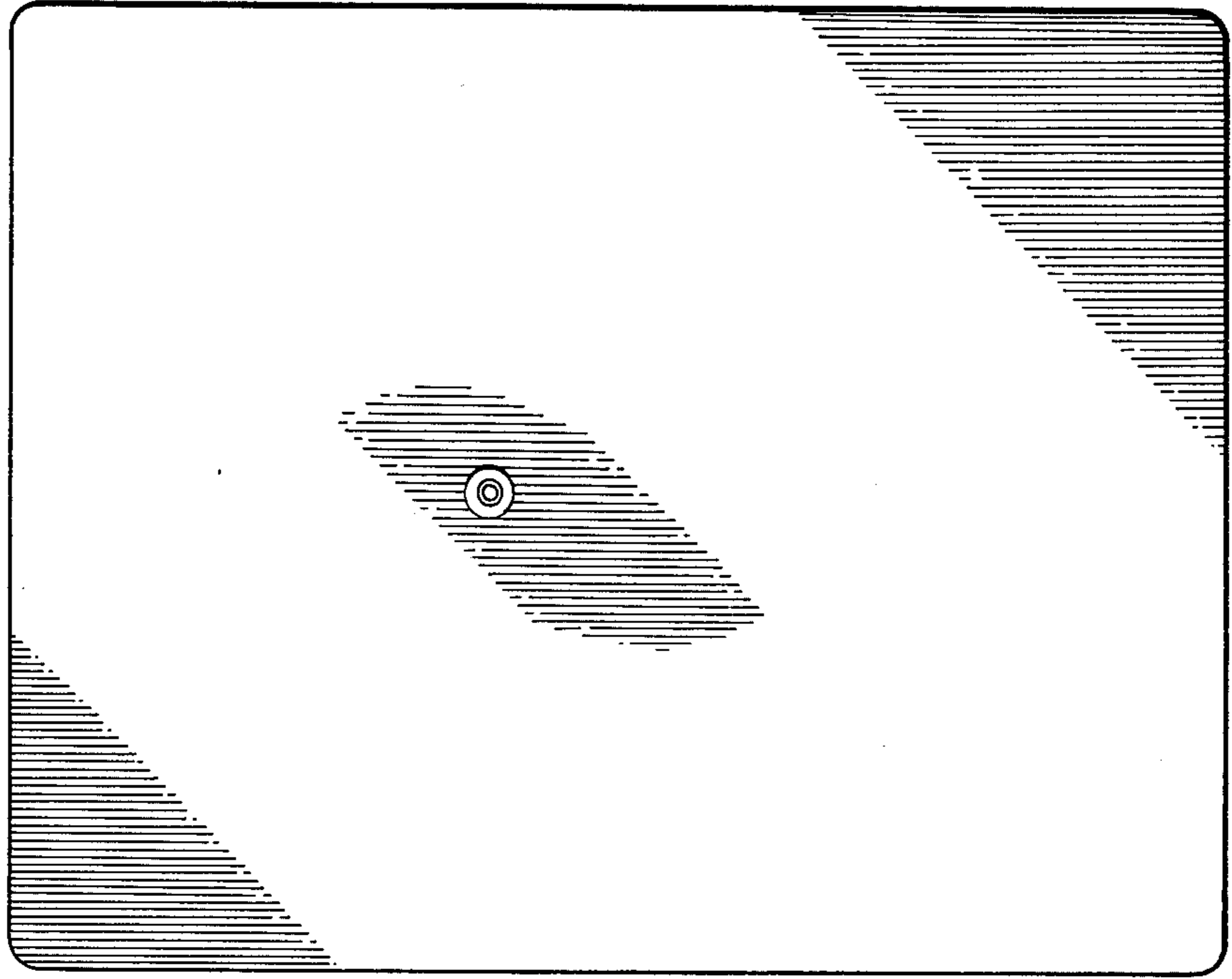


FIG. 3



FIG. 2



FIG. 4

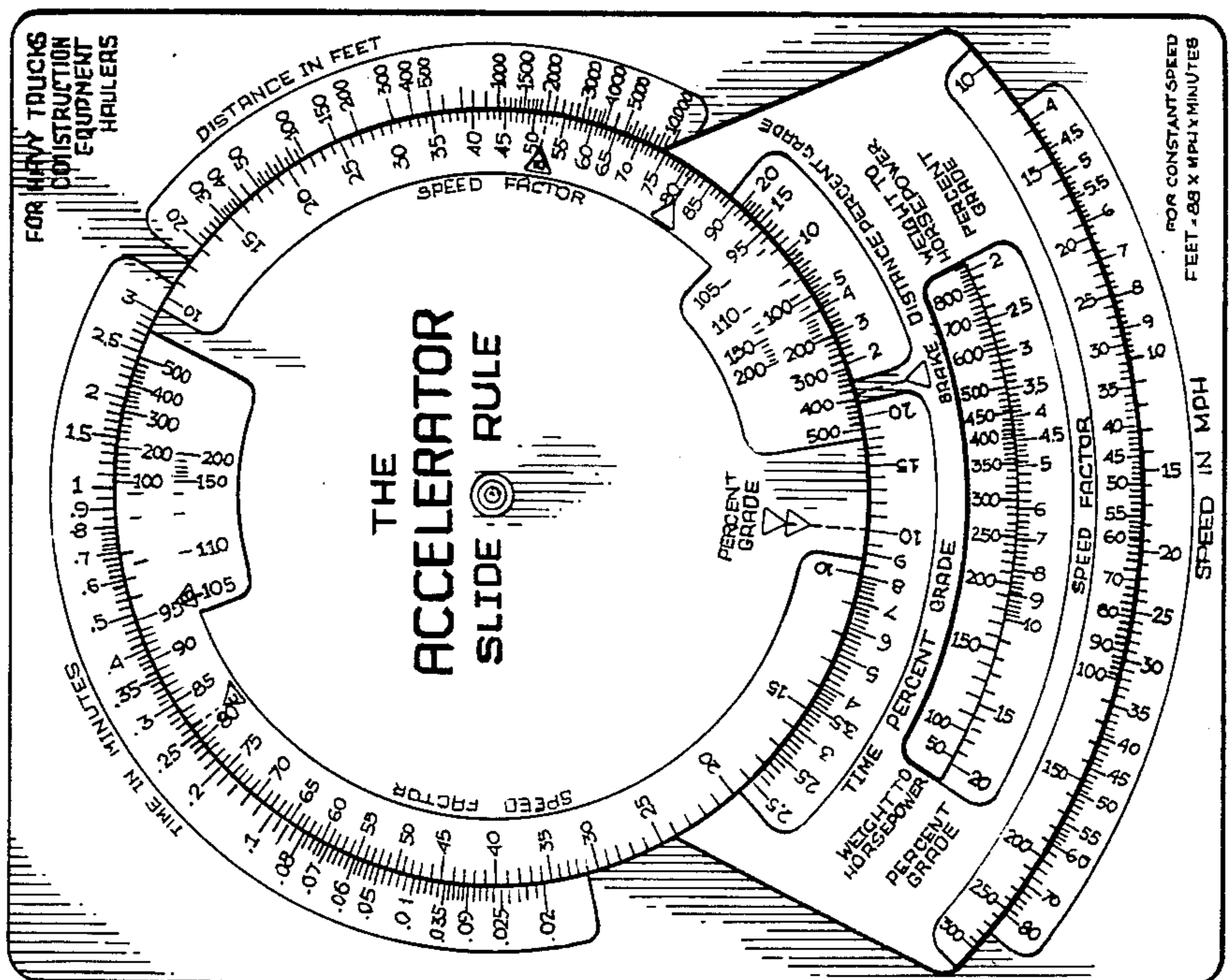


FIG. 1