

[54] INTERCOMMUNICATION TELEPHONE
HANDSET AND STAND THEREFOR

[76] Inventor: Orlando Miozzo, Via A. Ferrero, 9,
35133 Padova, Italy

[**] Term: 14 Years

[21] Appl. No.: 28,293

[22] Filed: Mar. 20, 1987

[30] Foreign Application Priority Data

Dec. 4, 1986 [IT] Italy 23928/86[U]

[52] U.S. Cl. D14/52; D14/63;
D14/60; 379/433; 379/440

[58] Field of Search D14/52, 53, 54, 60,
D14/62, 63, 64; 379/433, 440, 420, 419, 428,
432, 436

[56] References Cited

U.S. PATENT DOCUMENTS

D. 275,099	8/1984	Spilmond et al.	D14/53
D. 279,004	5/1985	Ryan	D14/63
D. 282,543	2/1986	Baum	D14/60 X
D. 283,614	4/1986	Somaschini	D14/54
D. 283,708	5/1986	Tamura	D14/62 X
D. 284,655	7/1986	Marshall	D14/60 X
4,675,903	6/1987	Galezian et al.	379/433

OTHER PUBLICATIONS

Best Products Catalog (1984-85); p. 300, GE Stand,
item 5; Panasonic, item 2 Stand.

Primary Examiner—Horace B. Fay
Attorney, Agent, or Firm—Bucknam and Archer

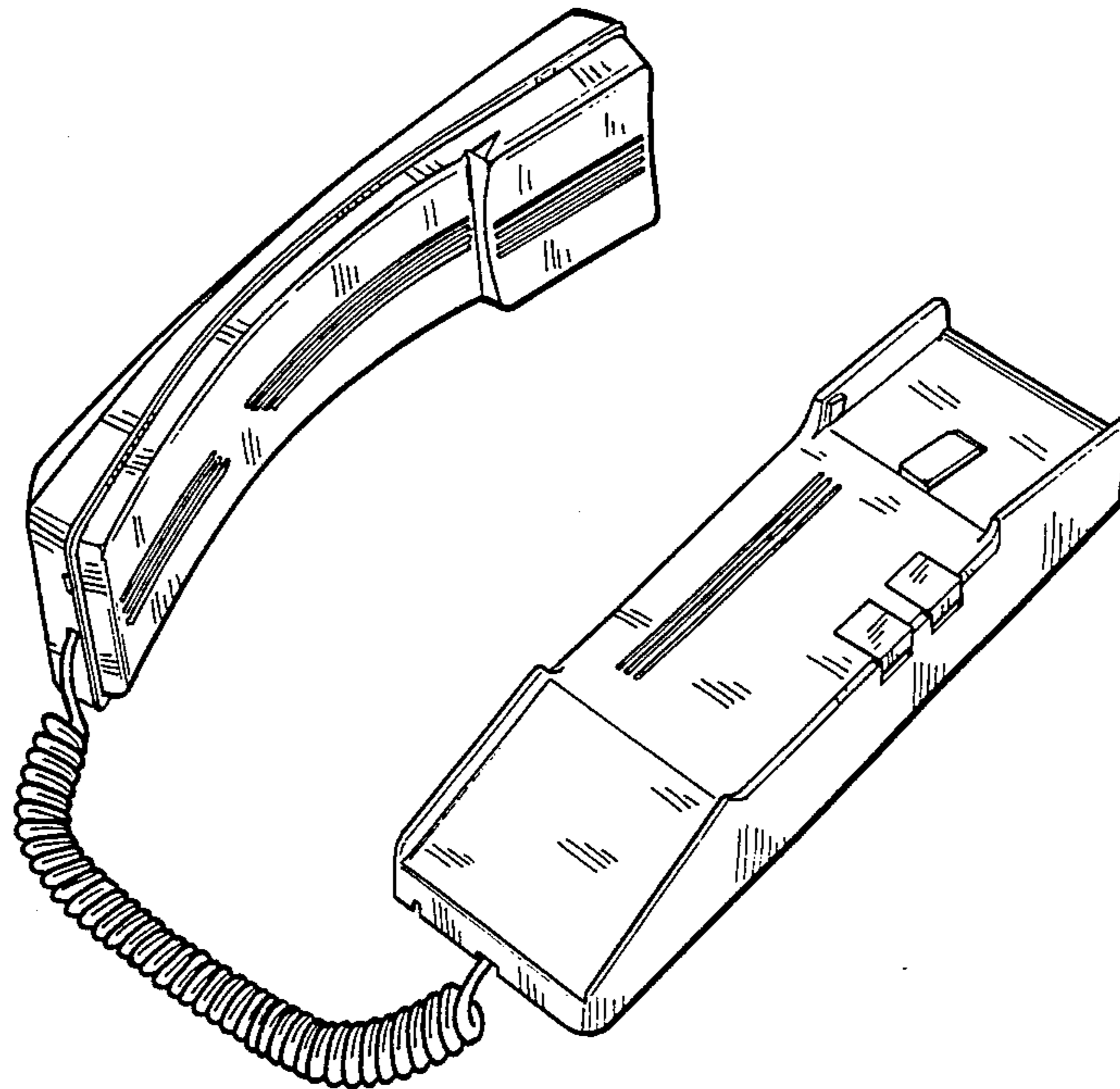
[57] CLAIM

The ornamental design for an intercommunication tele-
phone handset and stand therefor, as shown and de-
scribed.

DESCRIPTION

FIG. 1 is a rear, top and right side perspective view of
a intercommunication telephone handset and stand
therefor, showing my new design in cradled assembly
and a corresponding 180° rear, top and left side perspec-
tive view being substantially a mirror image thereof
except that the two rectangular insets at the right side of
the midship panel of the stand would not show; and,
FIG. 2 is a rear, right side and bottom perspective view
of the handset spaced apart from the stand, and a rear,
top and right side perspective view of the stand alone,
and a corresponding 180° view taken from the left side
being substantially a mirror image except that the de-
pendent portions of the midship insets shown in FIGS.
1 and 2 would not be shown.

The bottom side of the stand is plain and unadorned.



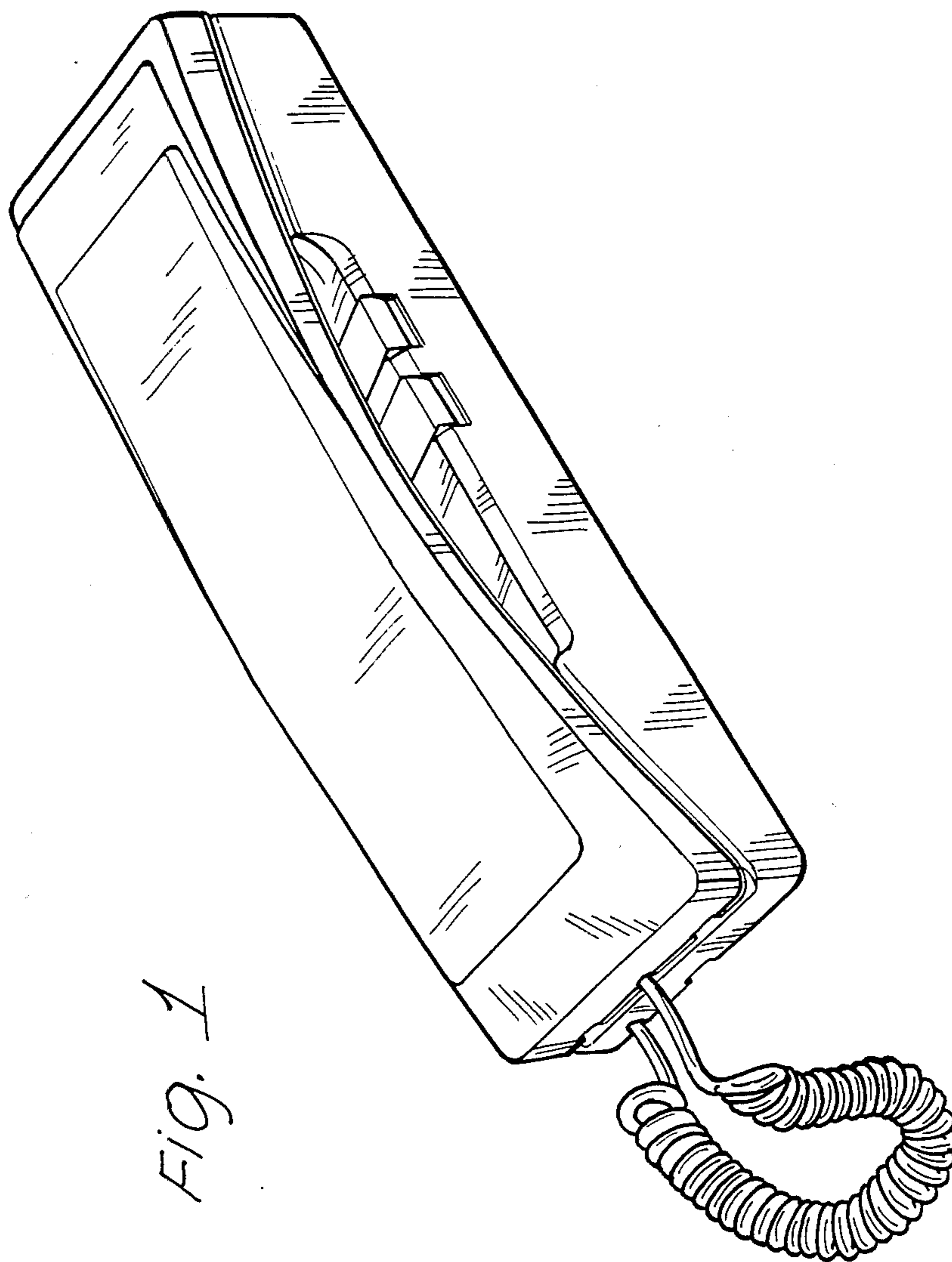


FIG. 1

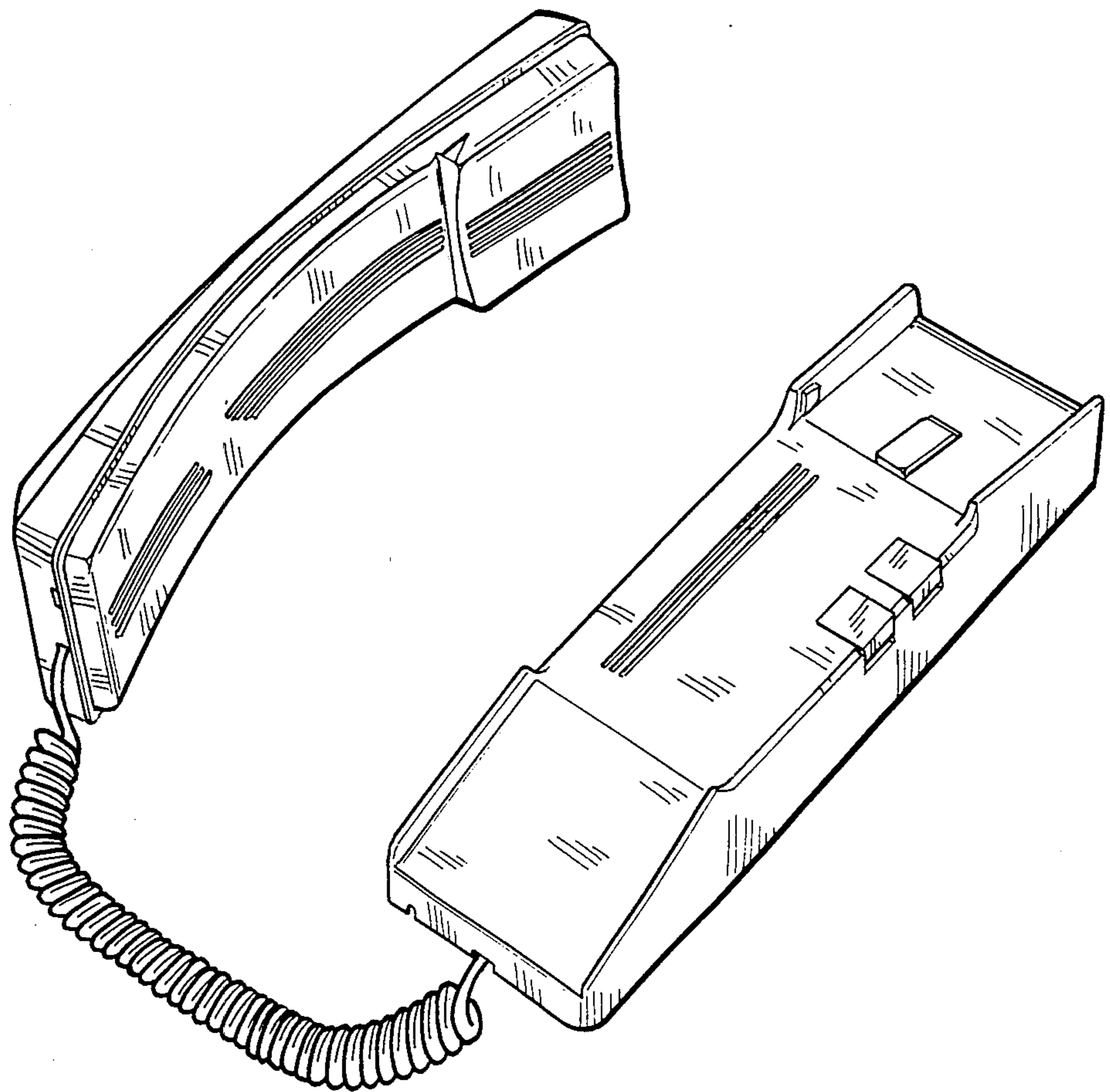


FIG. 2