

[54] **METAL FENCE POST REMOVER**

[76] **Inventor: Roswell D. Allen, 2880 Highway 92, Hotchkiss, Colo. 81419**

[**] **Term: 14 Years**

[21] **Appl. No.: 724,640**

[22] **Filed: Apr. 18, 1985**

[52] **U.S. Cl. D8/19; D8/16; D8/89**

[58] **Field of Search D8/16-19, D8/40, 88, 89; 81/3.55, 120, 121.1; 254/30, 31; 24/116 R, 129 B, 115 M, 570**

[56] **References Cited**

U.S. PATENT DOCUMENTS

563,414	7/1896	Richardson	24/116 R
2,448,482	8/1948	Woodslayer et al.	24/116 R
3,611,710	10/1971	Holmes et al.	24/116 R
3,762,687	10/1973	De Rome et al.	254/30
4,504,255	3/1985	Rattunde	D8/17 X

FOREIGN PATENT DOCUMENTS

540419	8/1959	Belgium	81/3.55
2421744	11/1975	Fed. Rep. of Germany	81/3.55
87394	5/1956	Norway	254/31
1083694	9/1967	United Kingdom	24/116 A

Primary Examiner—Wallace R. Burke

Assistant Examiner—Clare E. Heflin

[57] **CLAIM**

The ornamental design for a metal fence post remover, as shown and described.

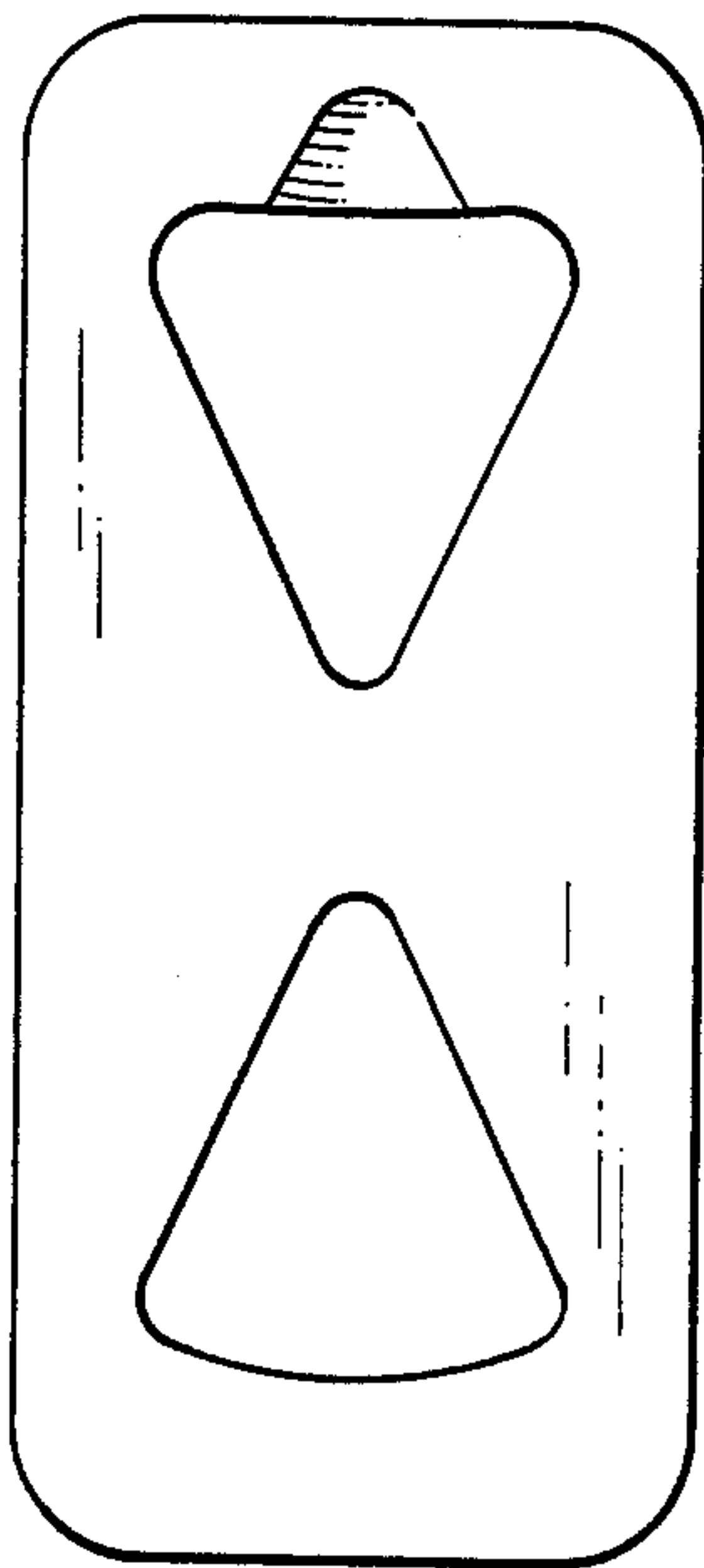
DESCRIPTION

FIG. 1 is a front elevational view of the metal fence post remover showing my new design;

FIG. 2 is a side elevational view thereof, the opposite side being identical;

FIG. 3 is an end elevational view thereof, the opposite end being identical;

FIG. 4 is a rear elevational view thereof.



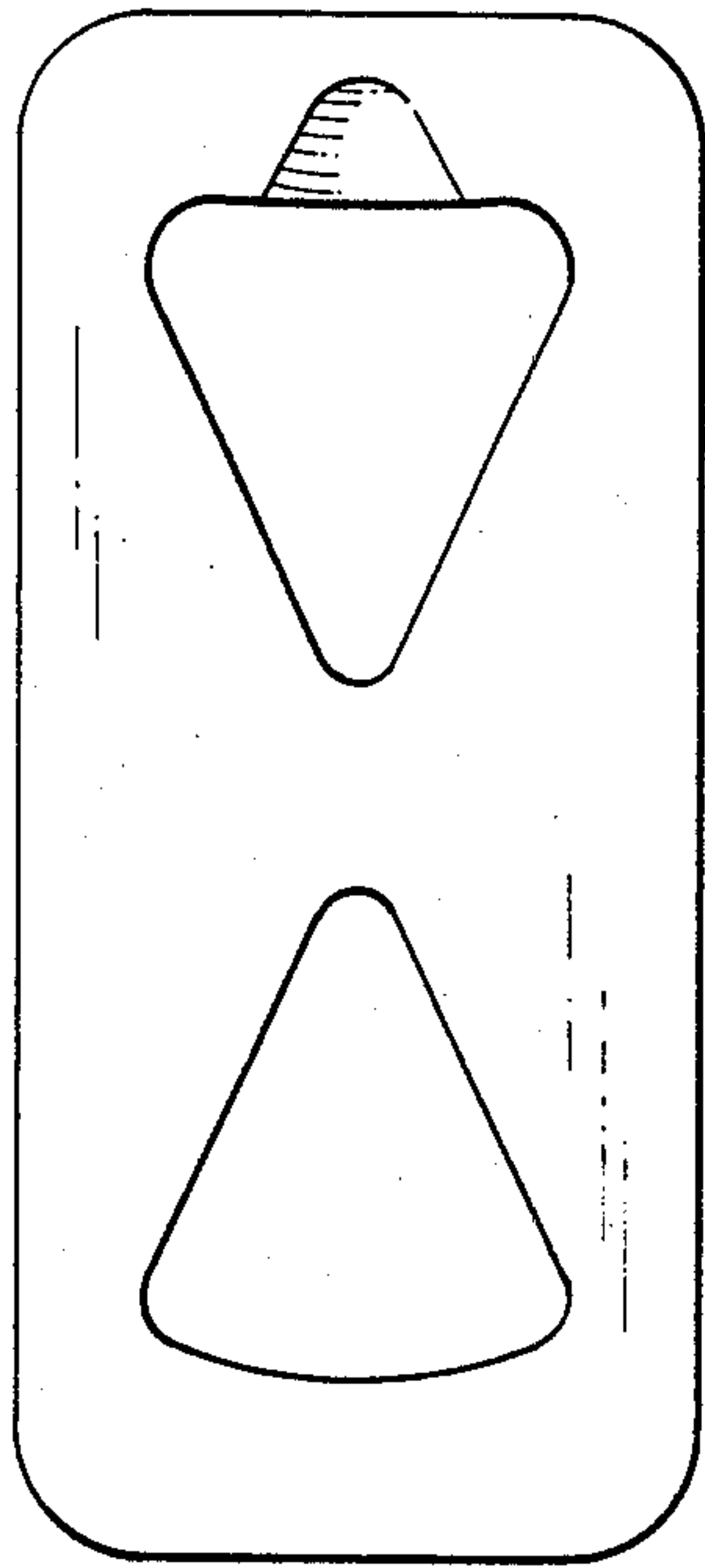


FIG. 1



FIG. 2



FIG. 3

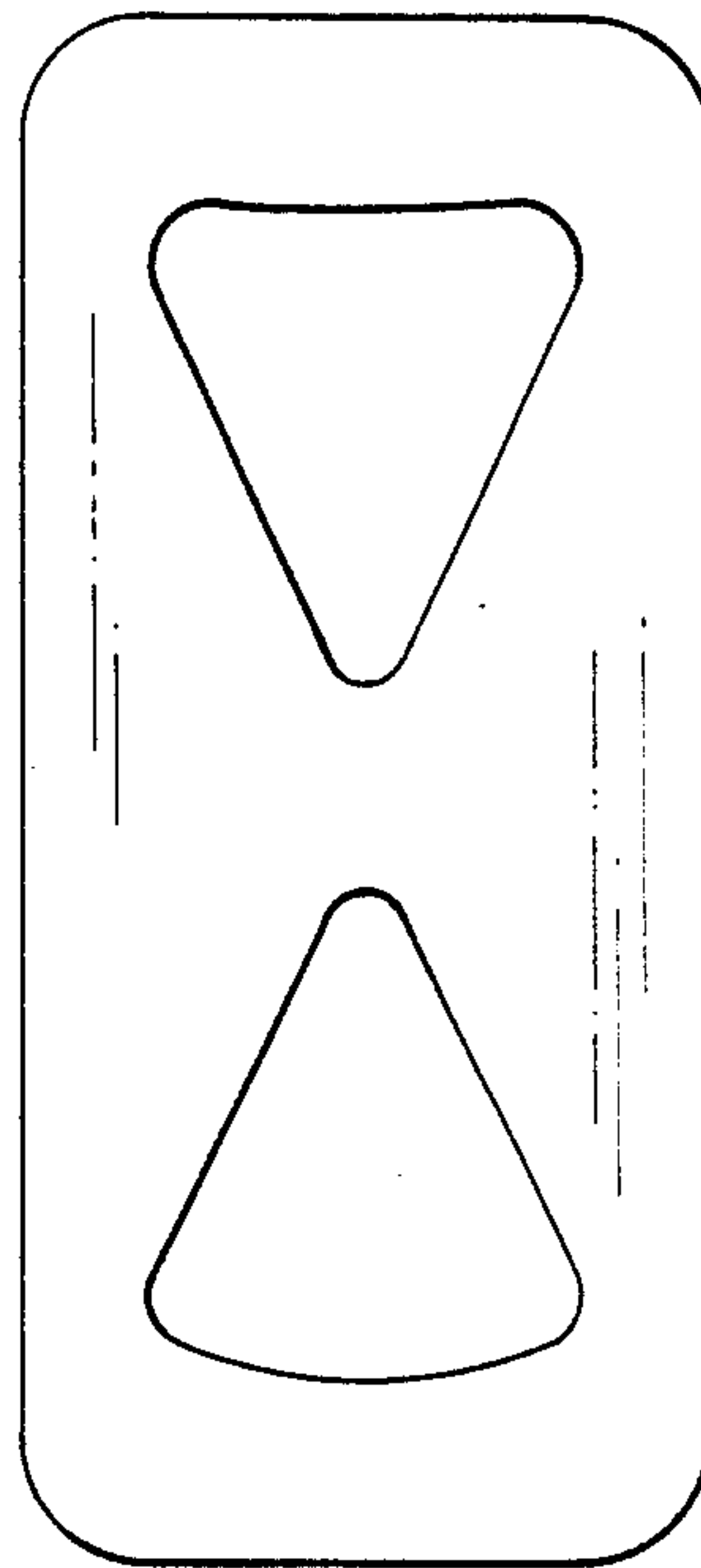


FIG. 4