

[54] TIE HANGER

4,366,909 1/1983 Fahmi ..... 211/116

[76] Inventors: Elizabeth Rybka; Frank Zormann, both of 35 High Park Ave., Unit 906, Toronto Ontario, Canada, M6P 2R6

Primary Examiner—B. J. Bullock  
Attorney, Agent, or Firm—Moss, Hammond

[\*\*] Term: 14 Years

[57] CLAIM

The ornamental design for a tie hanger, as shown and described.

[21] Appl. No.: 827,958

[22] Filed: Feb. 10, 1986

DESCRIPTION

[30] Foreign Application Priority Data

Sep. 20, 1985 [CA] Canada ..... 20-09-85-4  
[52] U.S. Cl. .... D6/315; D6/324  
[58] Field of Search ..... D6/315, 324; 223/85, 223/92, DIG. 1; 211/96, 113, 116, 89

FIG. 1 is a front elevational view of a tie hanger showing our new design;  
FIG. 2 is a top plan view thereof;  
FIG. 3 is a right side elevational view thereof;  
FIG. 4 is a left side elevational view thereof;  
FIG. 5 is a rear elevational view thereof;  
FIG. 6 is a bottom plan view thereof;  
FIG. 7 is a front elevational view of a second embodiment of the design of FIG. 1;  
FIG. 8 is a top plan view of FIG. 7;  
FIG. 9 is a sectional view taken in the direction of the arrows on line 9—9 of FIG. 7;  
FIG. 10 is a left side elevational view of FIG. 7;  
FIG. 11 is a rear elevational view of FIG. 7;  
FIG. 12 is a bottom plan view of FIG. 7;  
FIG. 13 is a right side elevational view of FIG. 7.

[56] References Cited

U.S. PATENT DOCUMENTS

D. 154,956	8/1949	Rochow	.....	D6/324
D. 161,594	1/1951	Roop	.....	D6/324
D. 242,414	11/1976	Salladay	.....	D6/315
D. 275,437	9/1984	Mize	.....	D6/315
1,760,339	5/1930	Bishop	.....	211/96
2,572,665	10/1951	Rochow	.....	211/89

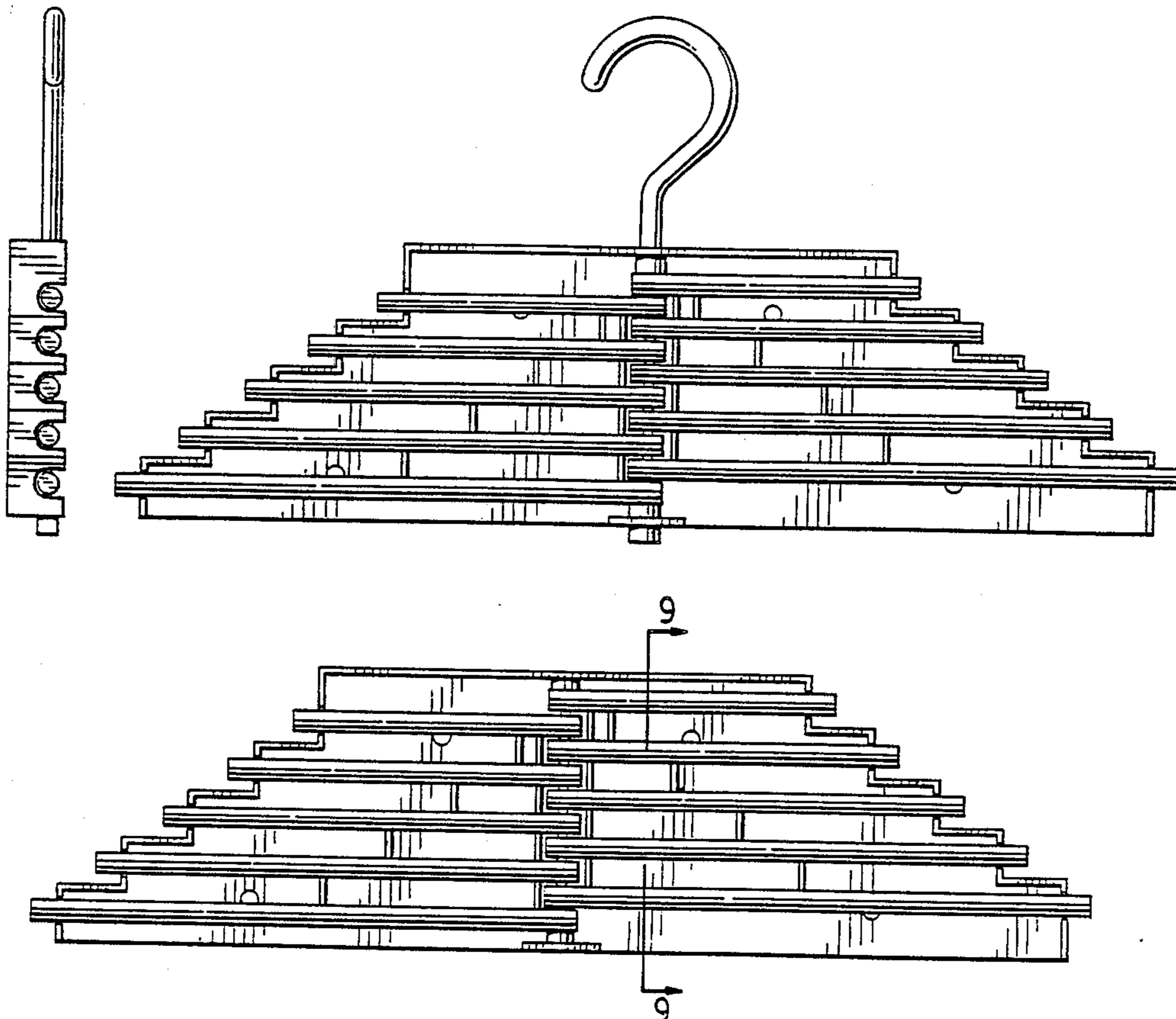




FIG. 3

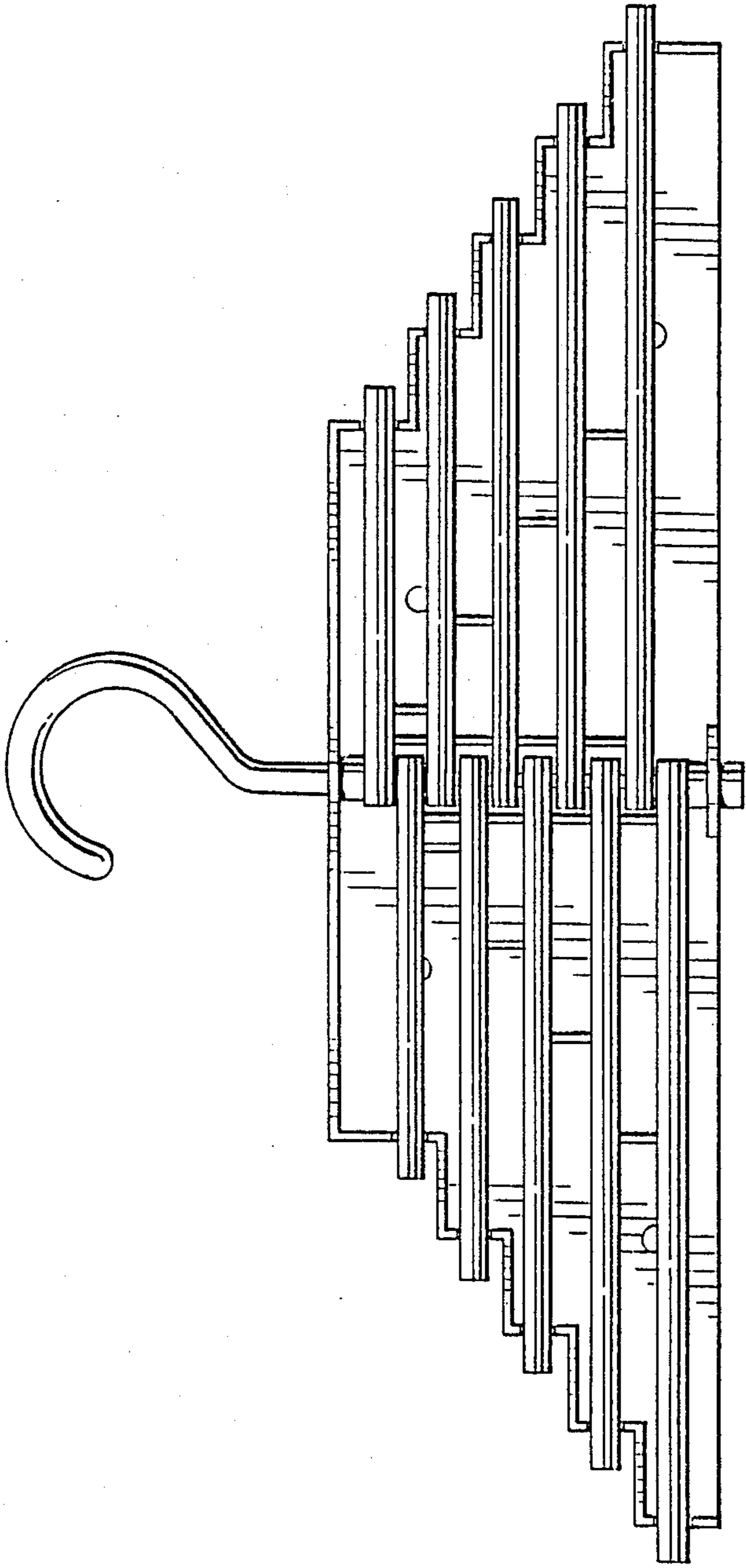


FIG. 1



FIG. 4




FIG. 2

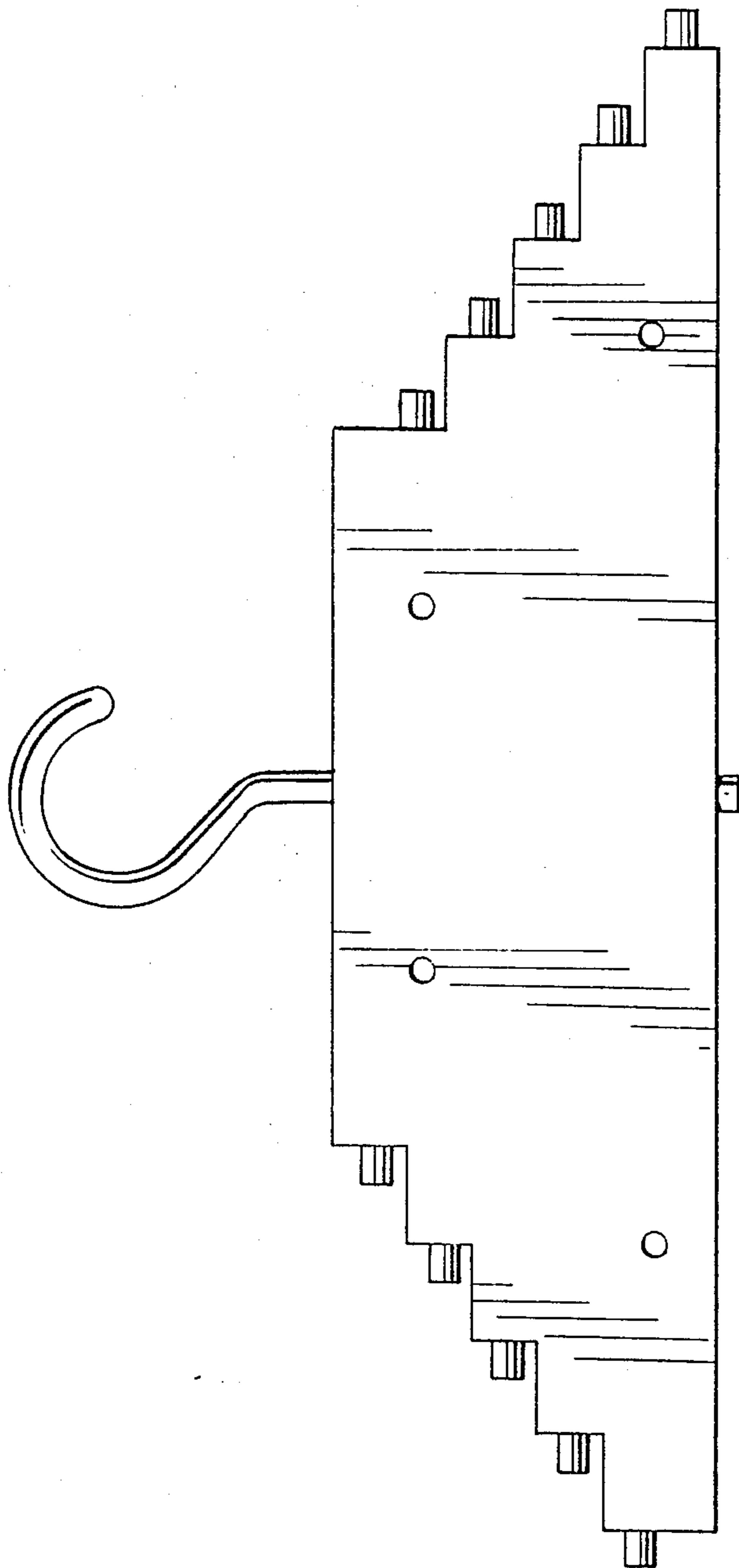


FIG. 5

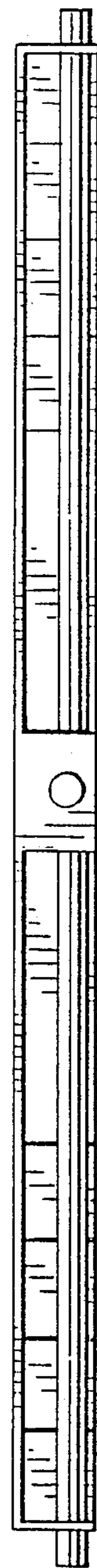


FIG. 6

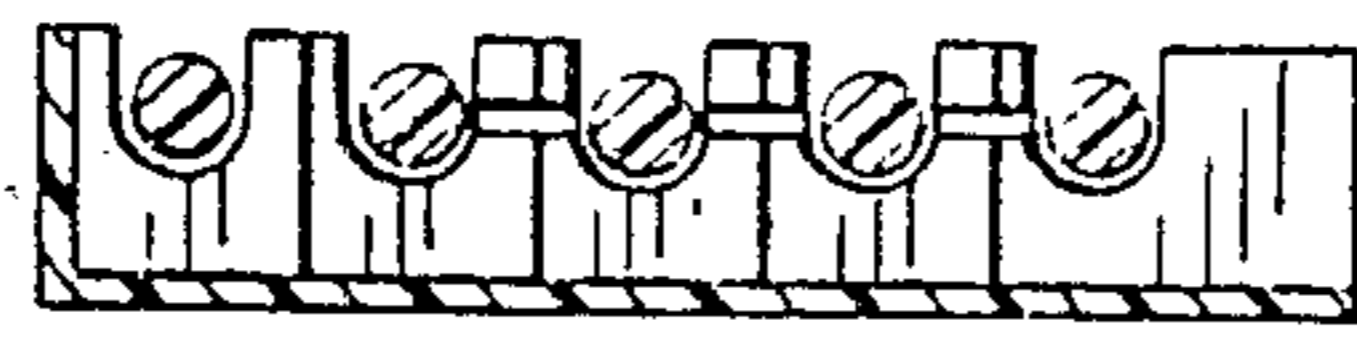


FIG. 9

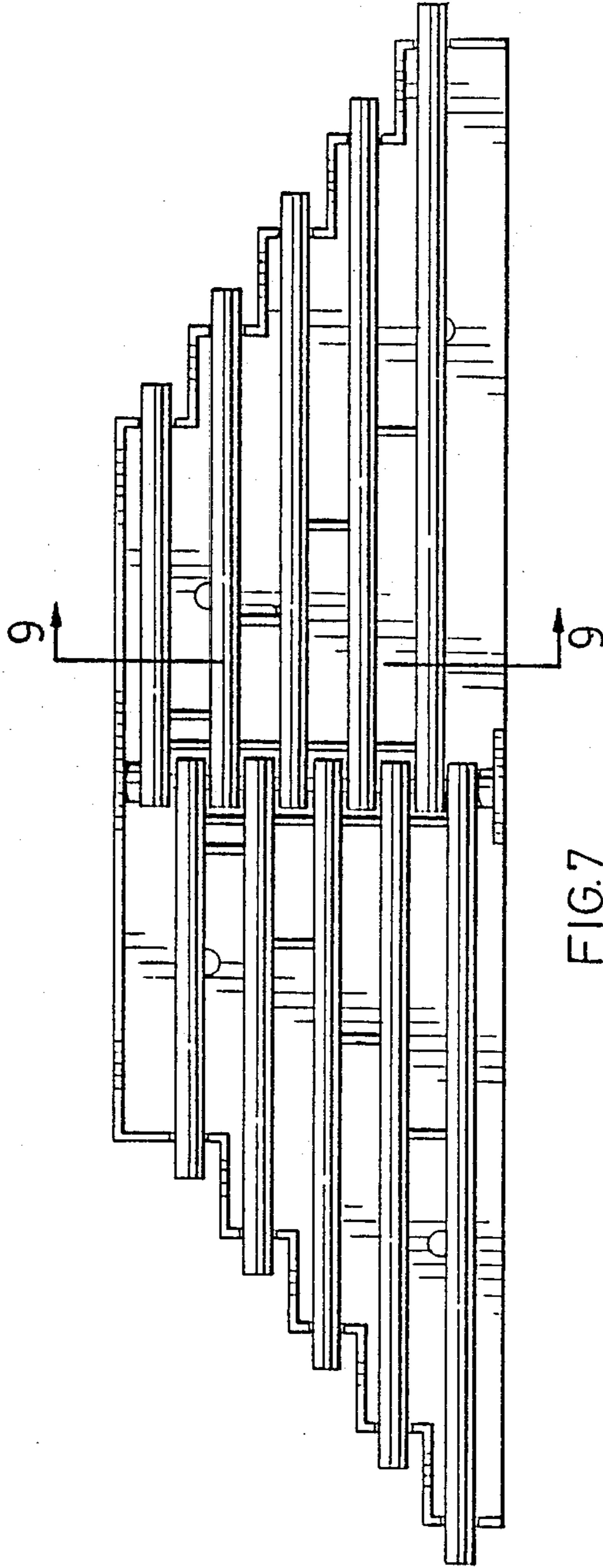


FIG. 7



FIG. 10




FIG. 8

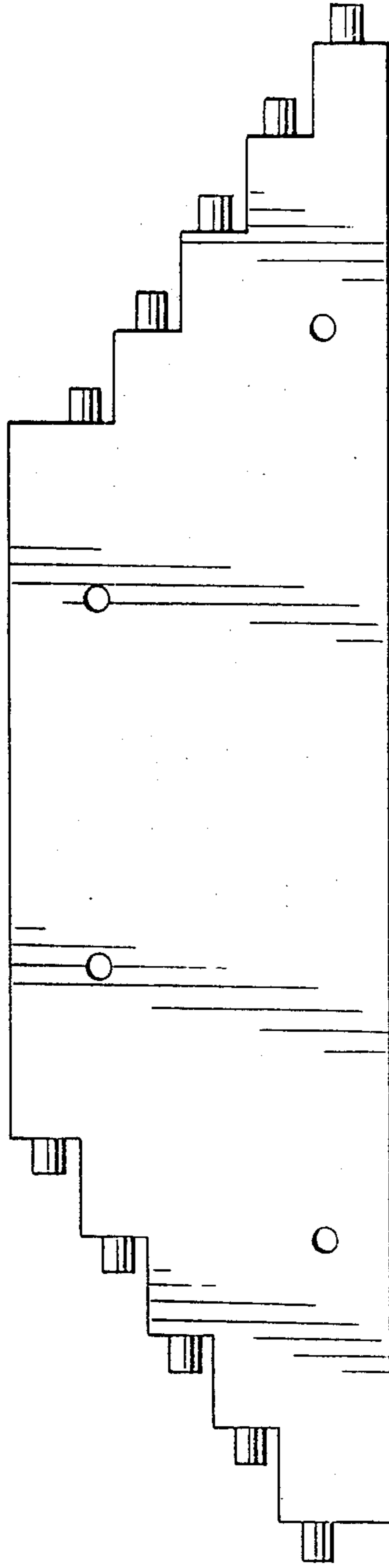


FIG. 11



FIG. 13




FIG. 12