

[54] CHAMPAGNE FLUTE OR SIMILAR ARTICLE

[76] Inventor: Jean-Jacques Durand, LaBute 62510, Arques, France

[\*\*] Term: 14 Years

[21] Appl. No.: 822,254

[22] Filed: Jan. 24, 1986

[52] U.S. Cl. .... D7/13; D7/14

[58] Field of Search ..... D7/11-15, D7/6, 28, 3; D9/393, 398

[56] References Cited

U.S. PATENT DOCUMENTS

- D. 107,040 11/1937 Cunningham ..... D7/13
- D. 107,041 11/1937 Cunningham ..... D7/13
- D. 125,082 2/1941 Cunningham ..... D7/12
- D. 160,843 11/1950 Cone ..... D7/13
- D. 284,059 6/1986 Durand ..... D7/14 X

OTHER PUBLICATIONS

*Pitman-Dreitzer*, 1965 catalog, p. 21, Crystal Stemware, center left panel 1/52, Straight Flared Bowls, Tall Parfait, top row, item 1/444.

*Pitman-Dreitzer*, 1965 catalog, p. 31, Handblown Stem-

ware, "Neel" Crystal Stemware—bottom right panel, stems shown.

*Karhula Crystal catalog*, from Finland, Bonniers adv., p. 6, "Marjatta" pattern.

*Premium Practice*, Apr. 1940, p. 4, Footed Ice Tea Tumblers/"World' Round Beverage Set" from Federal.

*Pattern Glass Primer*, by Mollie McCain, ©1979, NK 5203 M32, Plate 183—p. 377/top right goblet, "Cuttlebone, goblet".

Primary Examiner—Winifred E. Herrmann

Attorney, Agent, or Firm—Kimmel, Crowell & Weaver

[57] CLAIM

The ornamental design for a champagne flute or similar article, as shown and described.

DESCRIPTION

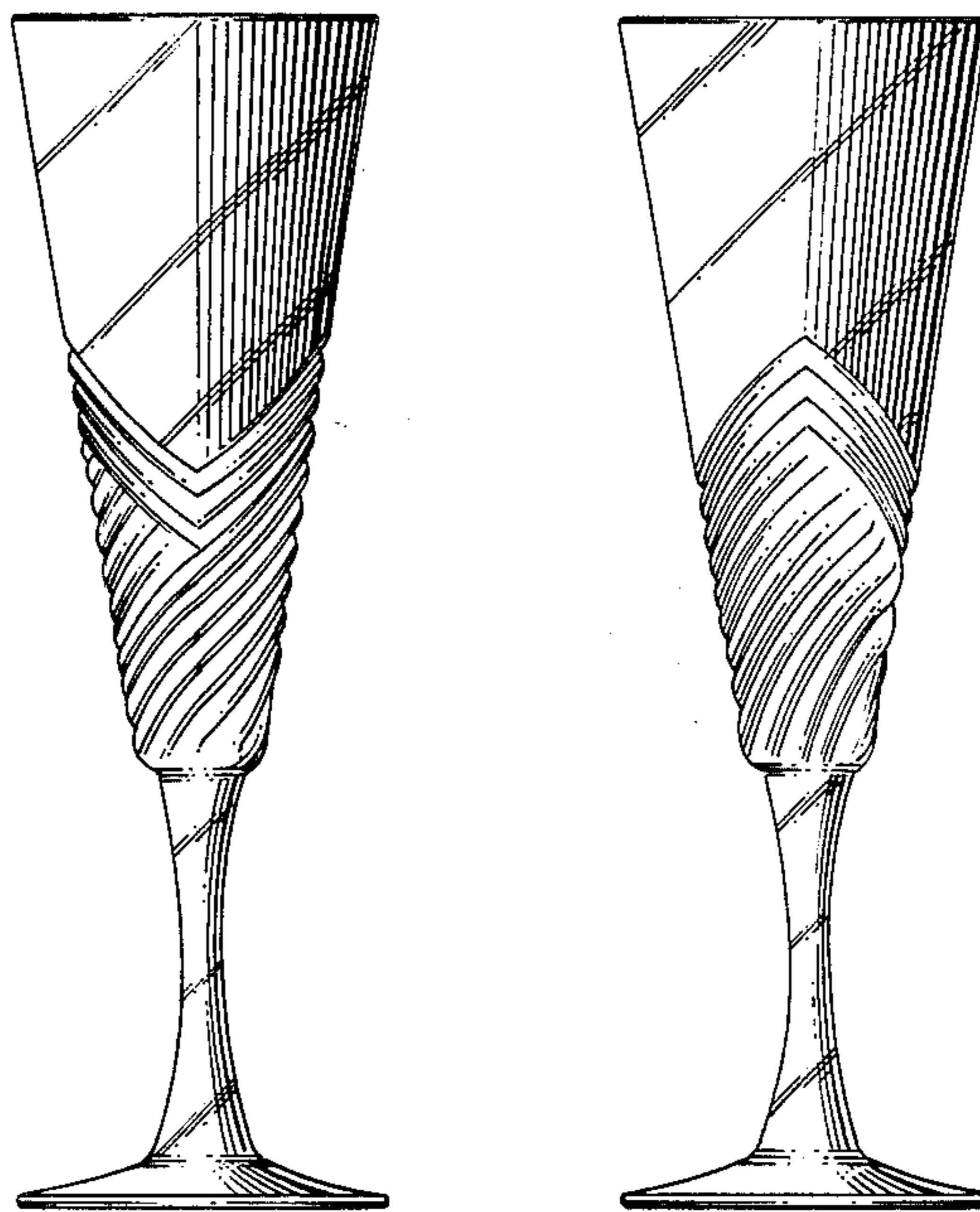
FIG. 1 is a side elevational view of a champagne flute or similar article showing my new design, the other side being a mirror image thereof;

FIG. 2 is a front elevational view thereof, the rear view being a mirror image thereof;

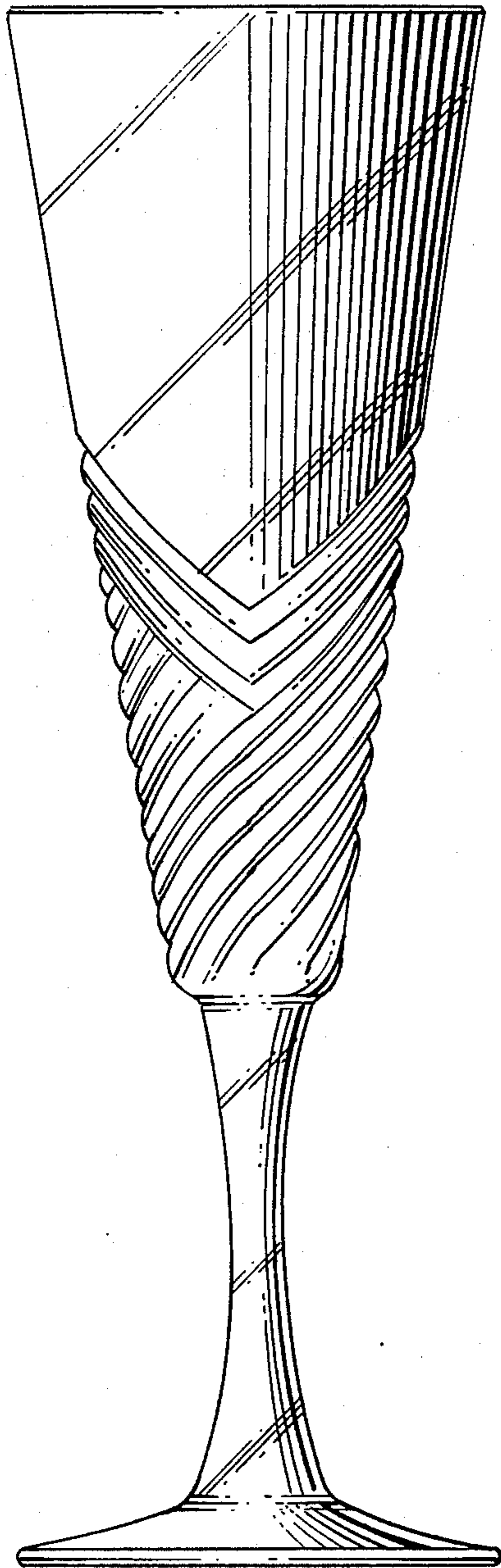
FIG. 3 is a top plan view thereof;

FIG. 4 is a bottom plan view thereof; and

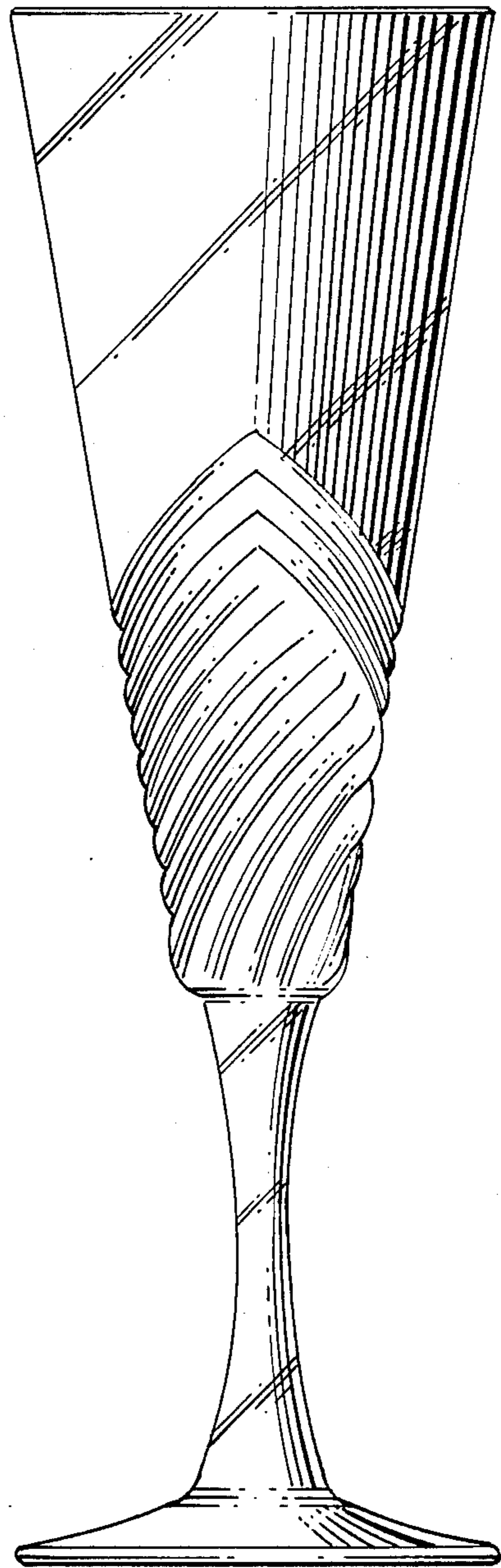
FIG. 5 is a vertical cross-sectional view thereof taken along line 5—5 of FIG. 3.



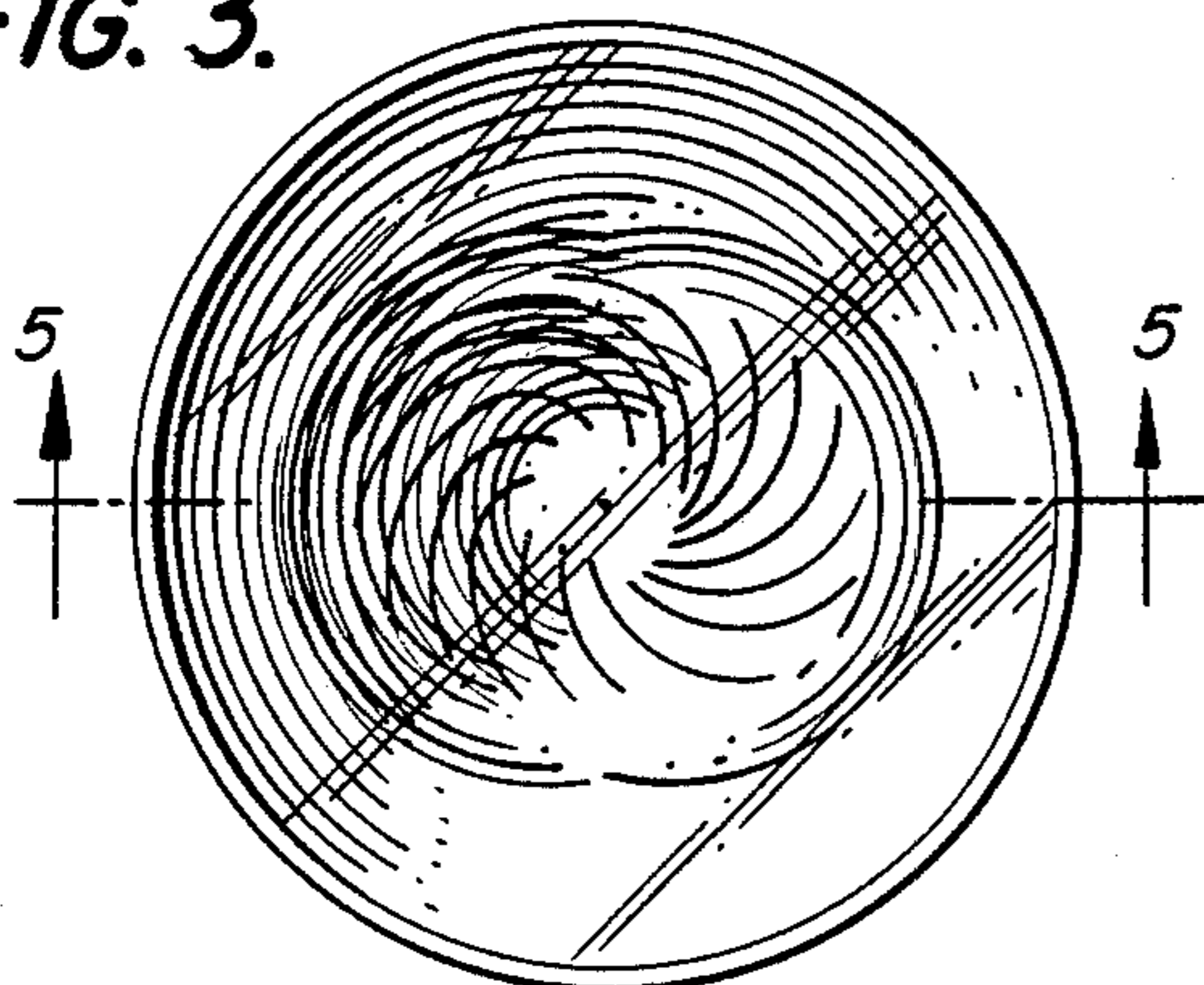
**FIG. 1.**



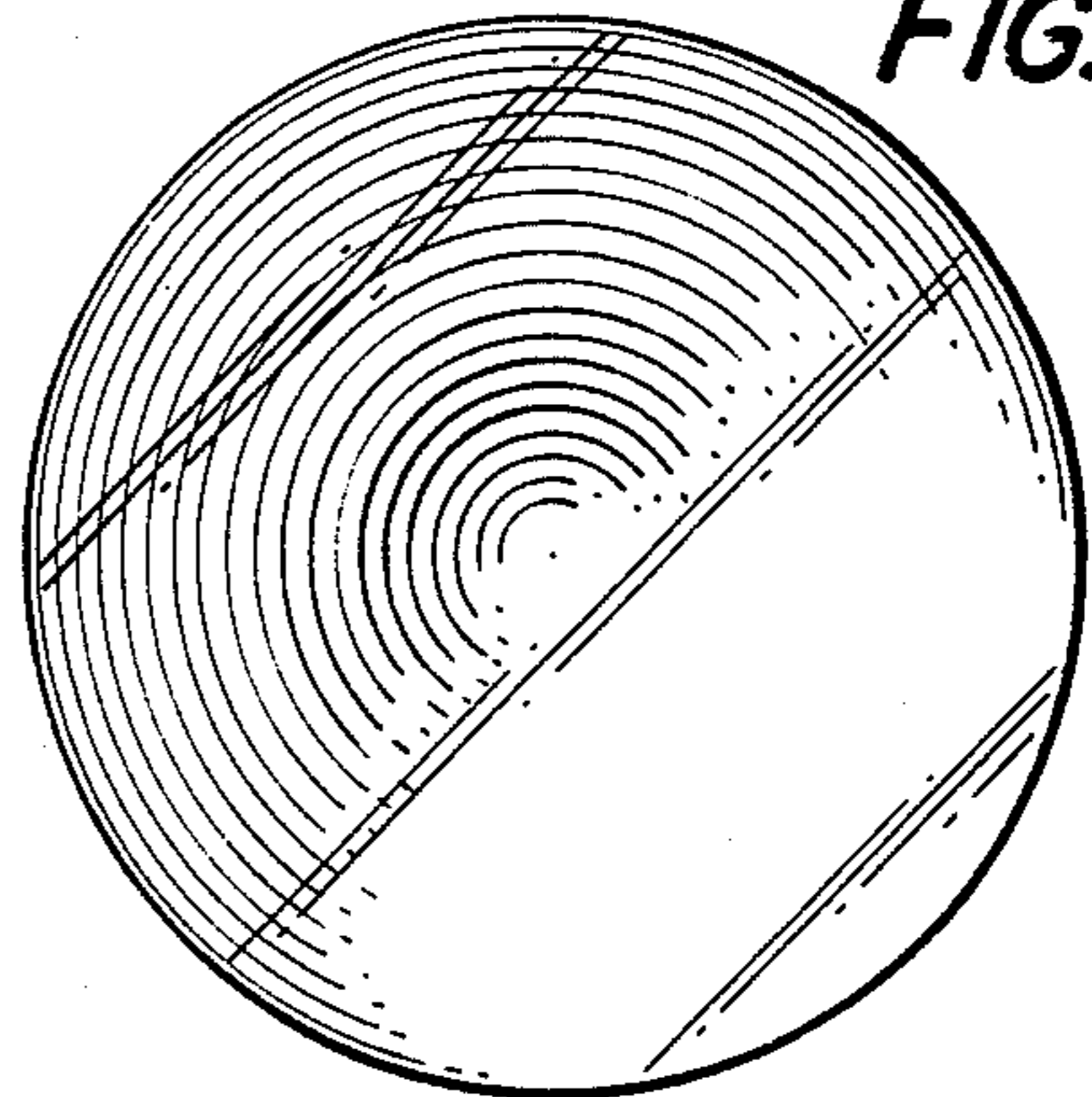
**FIG. 2.**



**FIG. 3.**



**FIG. 4.**



*FIG. 5.*

