

[54] INTERFITTING TOWEL CLIP

[76] Inventor: Philip D. Lowance, 505 City Parkway W900, Orange, Calif. 92668

[\*\*] Term: 14 Years

[21] Appl. No.: 893,331

[22] Filed: Aug. 5, 1986

[52] U.S. Cl. .... D6/547; D6/326; D8/395; D8/396; D32/63

[58] Field of Search ..... D8/394-396, D8/373; D6/547, 513, 326, 328; D32/63; 248/339; 24/343, 349, 501, 511

[56] References Cited

U.S. PATENT DOCUMENTS

D. 56,963	1/1921	Fields .....	D6/547
D. 170,544	10/1953	Nalle, Jr. ....	D6/326
551,736	12/1895	Pitkin .....	24/343
638,507	12/1899	Graves .....	D32/63
1,825,310	9/1931	Engstrom .....	24/343
2,166,884	7/1939	White .....	D32/63

FOREIGN PATENT DOCUMENTS

0835010	2/1970	Canada .....	24/343
1245670	10/1960	France .....	24/349
1251312	12/1960	France .....	24/343

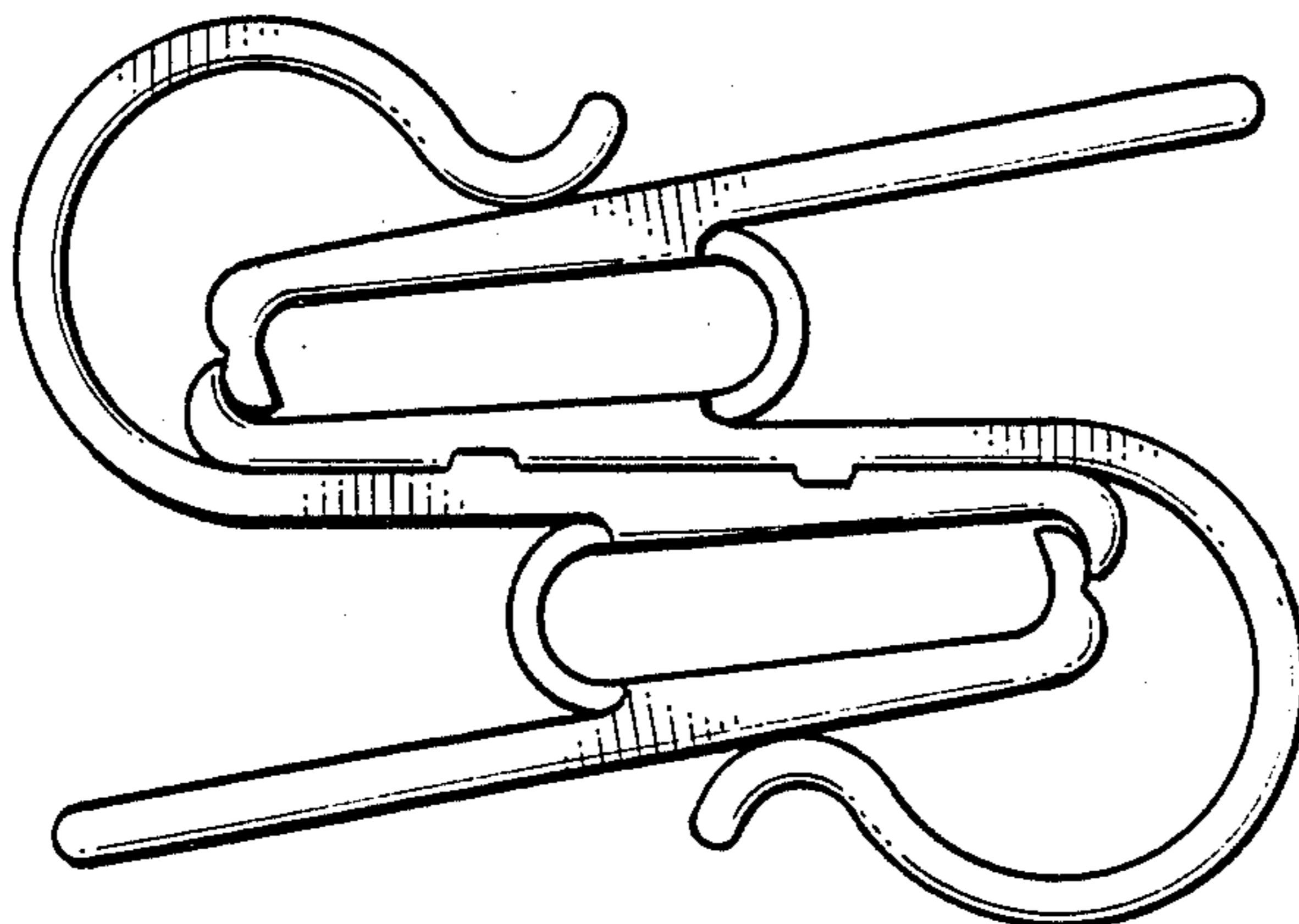

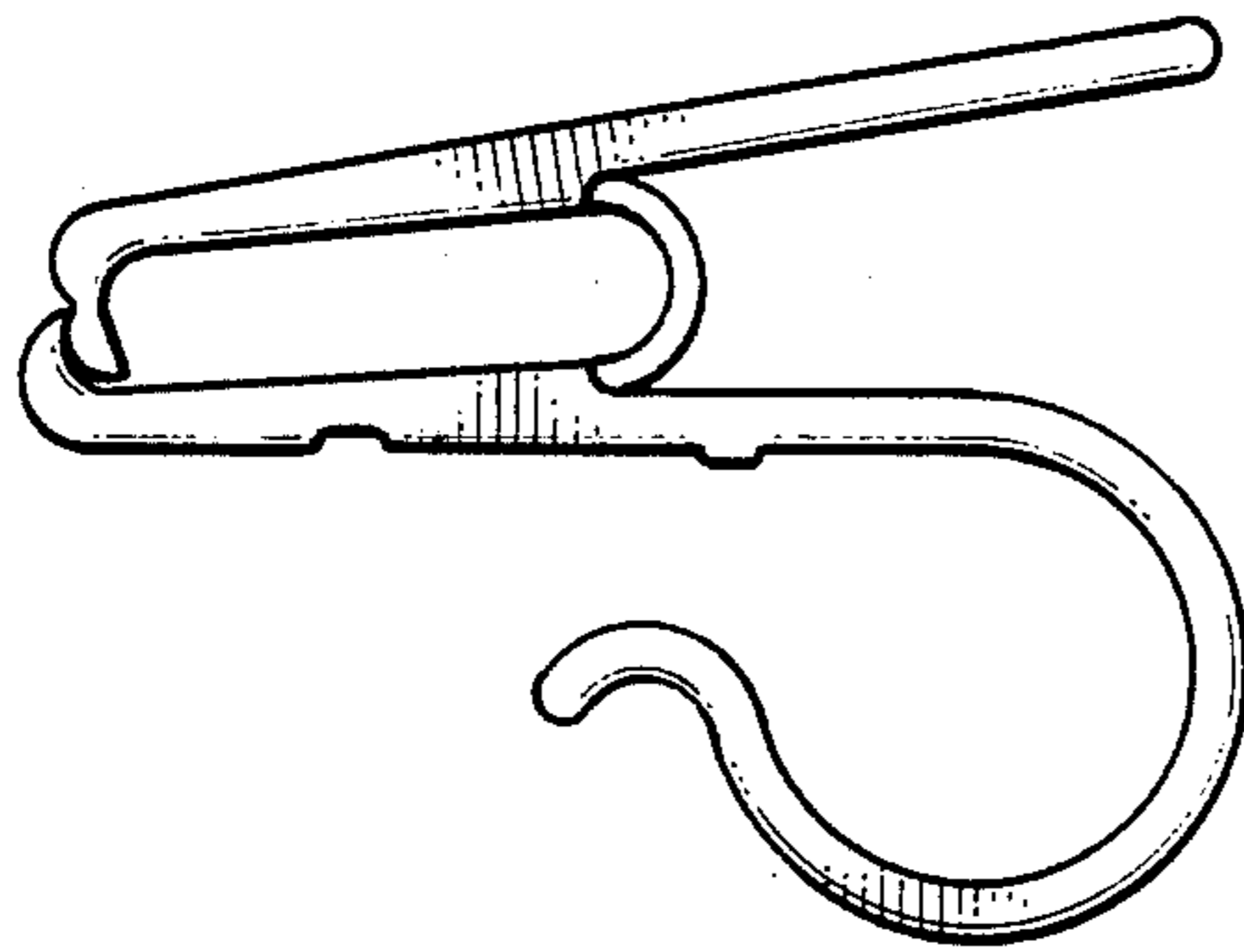
Primary Examiner—B. J. Bullock  
Attorney, Agent, or Firm—Poms, Smith, Lande & Rose

[57] CLAIM

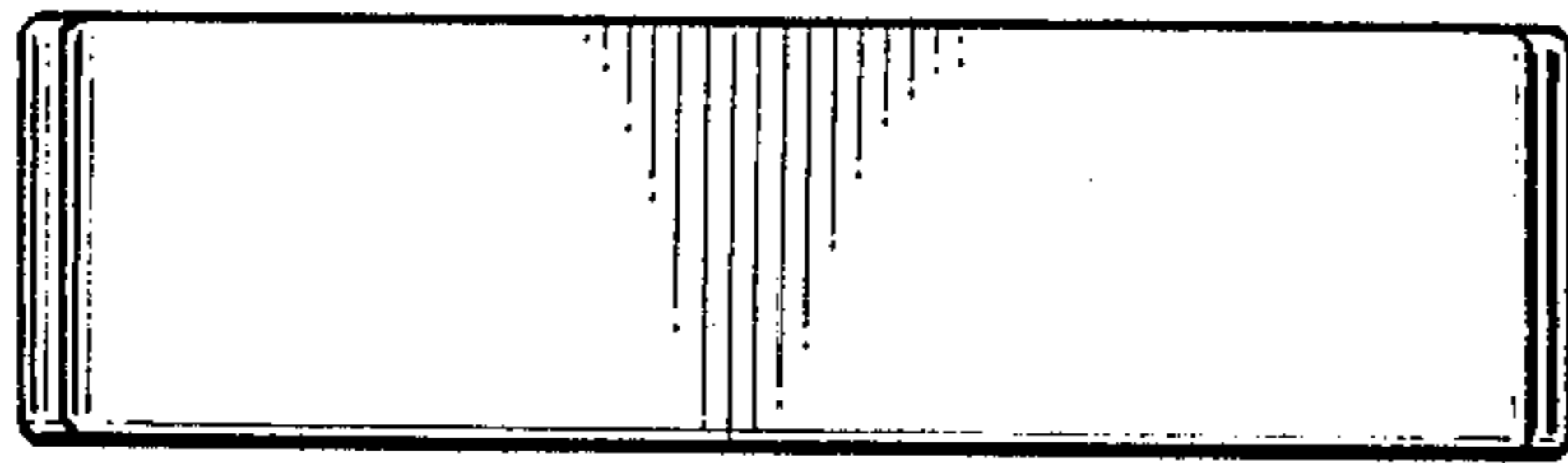
The ornamental design for a interfitting towel clip, as shown and described.

DESCRIPTION


FIG. 1 is a top plan view of an interfitting towel clip showing my new design;  
FIG. 2 is a front elevational view thereof;  
FIG. 3 is a left side elevational view thereof;  
FIG. 4 is a right side elevational view thereof;  
FIG. 5 is a bottom plan view thereof; and  
FIG. 6 is a front elevational view of a second embodiment of the design of FIG. 1 showing the clips interfit-  
ted, the individual clips being identical to that embodied in FIGS. -6.



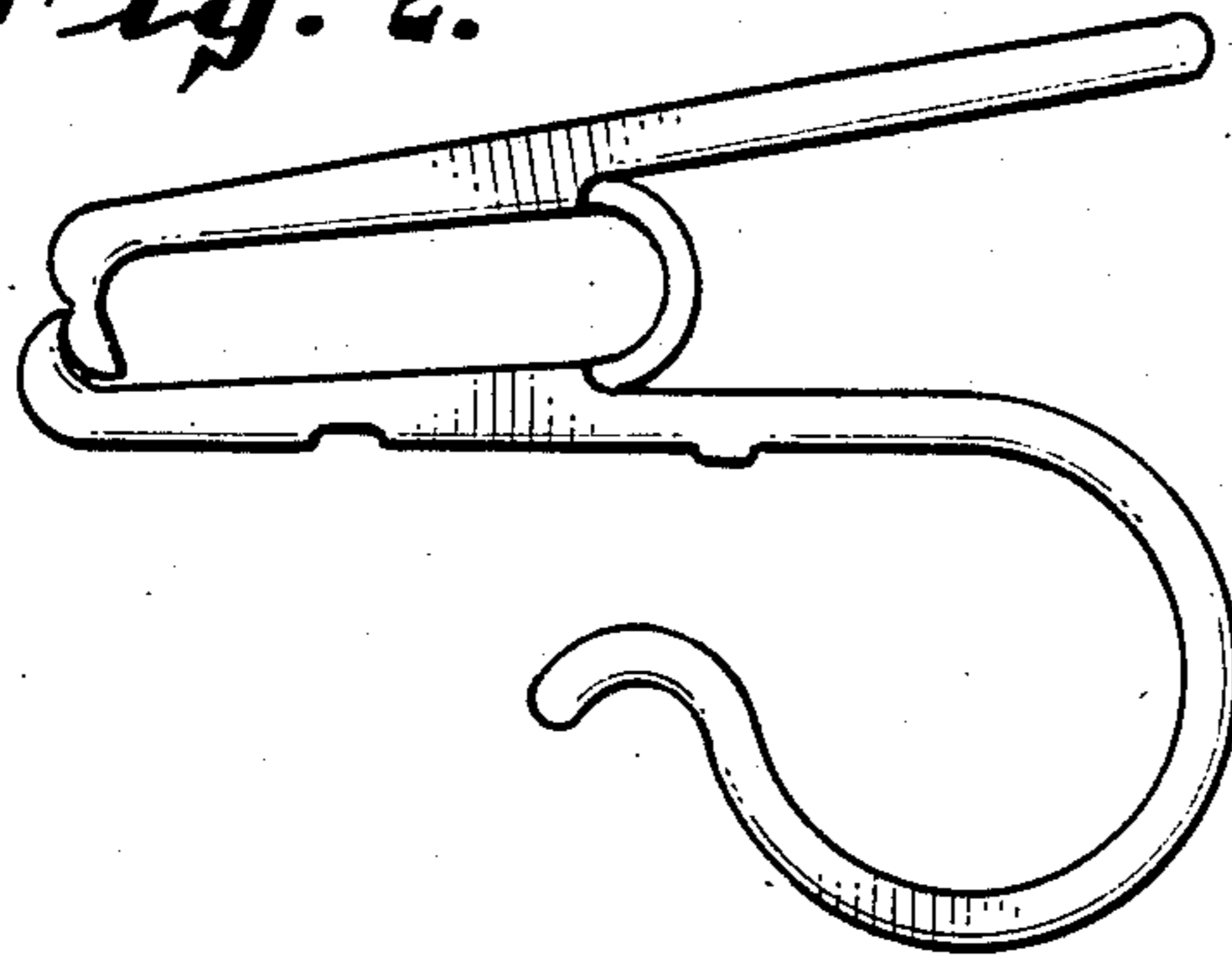
*Fig. 1.*




*Fig. 3.*




*Fig. 2.*



*Fig. 4.*



*Fig. 5.*



*Fig. 6.*

